



TARRANT COUNTY COVID-19 RECOVERY REPORT

WEEKLY OVERVIEW

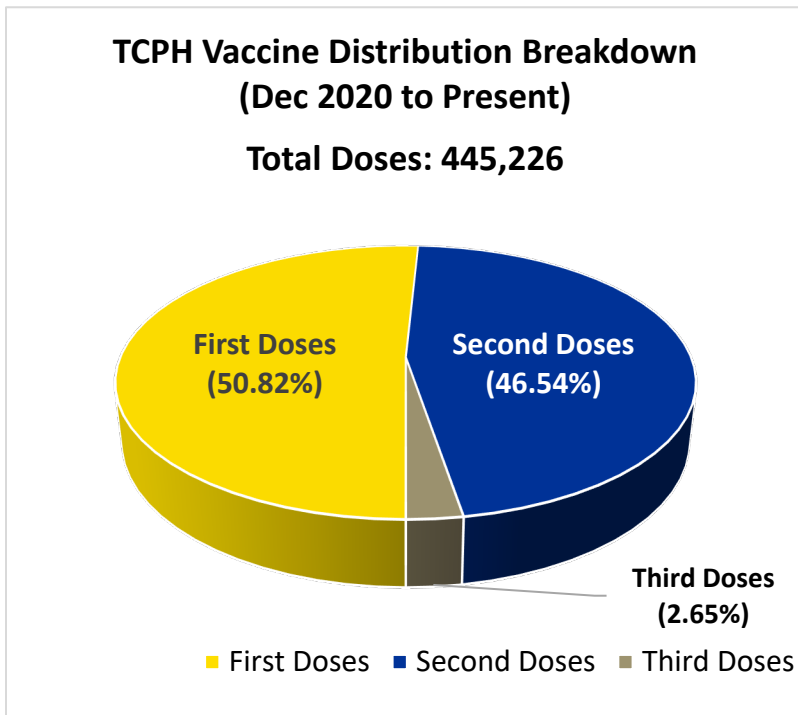
SUMMARY

REPORT DATE	REPORTING PERIOD
02/22/2022	February 14th to February 20th

The Tarrant County COVID-19 Recovery Report provides relevant programmatic data and information on COVID-related programs currently administered by the County including the **COVID-19 Vaccination Program**, **COVID-19 Testing Program**, and the **Tarrant County Emergency Rental Assistance Program (ERAP)**. Additional programmatic information will be provided as new programs are implemented. Information related to grant funding applications and awards is also provided herein. The Tarrant County COVID-19 Recovery Report is provided to the Commissioners Court and the public every Tuesday.

TARRANT COUNTY PUBLIC HEALTH (TCPH) COVID-19 VACCINATION PROGRAM

In the section below, you will find tables and graphs to illustrate Tarrant County vaccination trends; however, please note that some of the data below displays doses *directly* administered by TCPH and does not reflect the total number of vaccinations administered by contractual and clinical partners. See **Appendices A and B** for a schedule of vaccination sites and a breakdown of daily vaccination data. Since its inception at the end of December 2020, the County's vaccination efforts have produced the following results:



Dose Type	# of Doses Directly Administered by TCPH
First Doses	226,249
Second Doses	207,199
Third Doses	11,778
Total Doses	445,226
Total Vaccinations Administered in Tarrant Co. (TCPH, Clinical, Vendor, etc.)	
3,255,696	
Fully Vaccinated Individuals in Tarrant Co.	
1,185,003	

TCPH Vaccination Doses by Week (January 24th to February 20th)

Week	First Doses	Second Doses	Third Doses	Total Doses Per Week
Jan 24th to Jan 30th	77	101	278	456
Jan 31st to Feb 6th	37	38	93	168
Feb 7th to Feb 13th	65	99	174	338
Feb 14th to Feb 20th	61	96	197	354
Total Doses (1/24 to 2/20)	240	334	371	945

Figure 1. Table detailing the number of first, second, third, and total COVID-19 vaccine doses administered over the preceding four (4) weeks. Most recent data may not be complete due to a lag in weekly reporting.

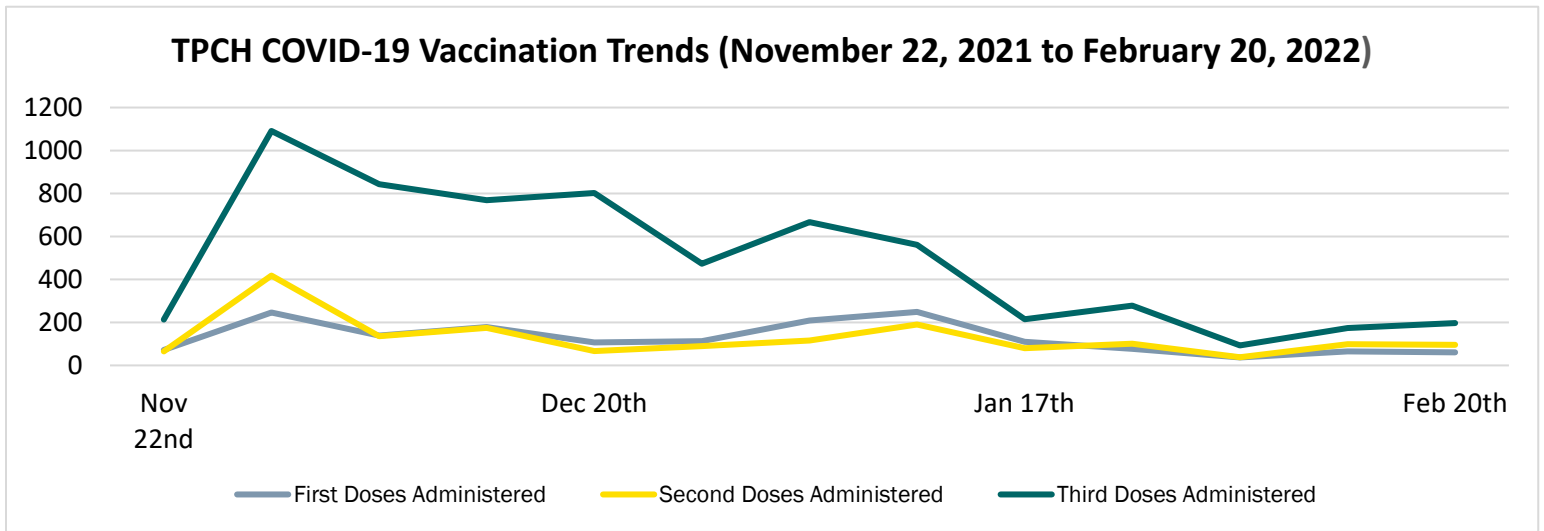


Figure 2. First dose, second dose, and third dose COVID-19 vaccination trends as reported by Tarrant County Public Health (TCPH) operated sites over the preceding three-month period. Most recent data may not be complete due to a lag in reporting.

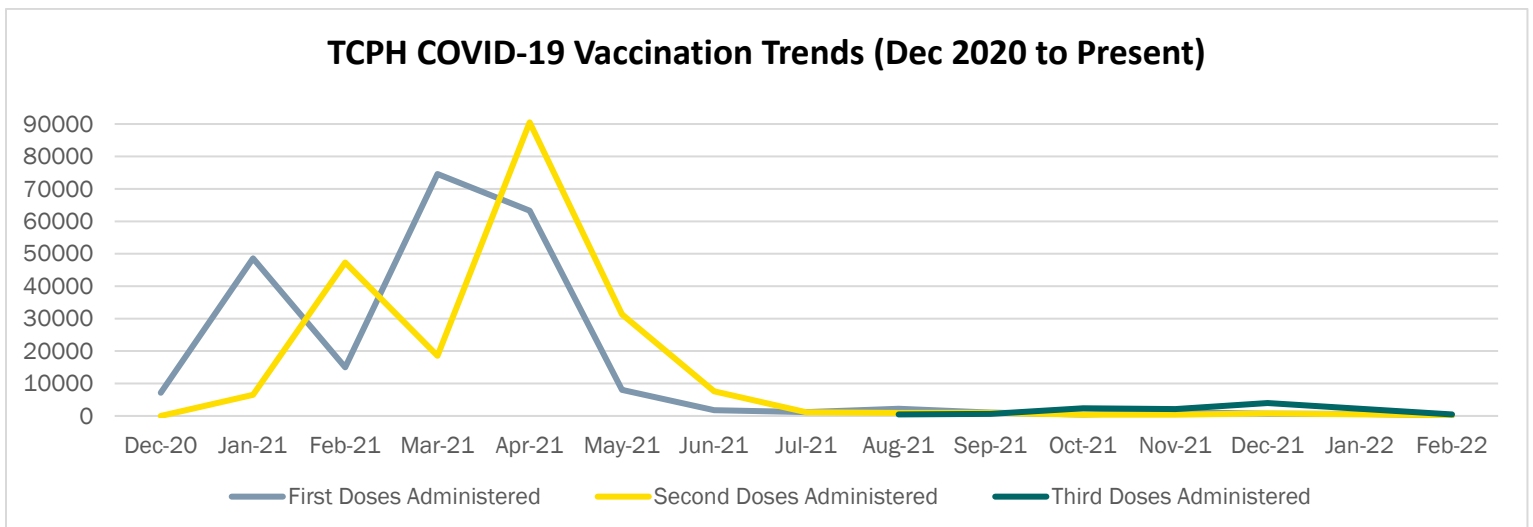


Figure 3. First dose, second dose, and third dose COVID-19 vaccination trends since the inception of the TCPH-operated COVID-19 vaccination program. Most recent data may not be complete due to a lag in reporting.

COVID-19 TESTING PROGRAM

The following section provides information on the county's COVID-19 testing efforts. Hours and locations for TCPH and vendor-operated COVID-19 testing sites are detailed below. Please see **Appendix C** for daily data related to the number of COVID-19 tests administered.

TCPH-Operated Testing Sites

The following five (5) TCPH-operated COVID-19 testing sites are open Monday through Friday from 8AM to 4:30PM. For more detailed site-specific information, please visit www.tarrantcounty.com/covidtesting.

- ❖ **Adult Health Services** (2596 E. Arkansas Lane, Arlington, TX 76014)
- ❖ **Bagsby-Williams Public Health Center** (3212 Miller Avenue, Fort Worth, TX 76019)
- ❖ **Northwest Public Health Center** (3800 Adam Grubb Road, Lake Worth, TX 76135)
- ❖ **Southwest Public Health Center** (6551 Granbury Road, Fort Worth, TX 76133)
- ❖ **Watauga Public Health Center** (6601 Watauga Road, Watauga, TX 76148)

Vendor-Operated Testing Sites

The following four (4) vendor-operated COVID-19 testing sites are open Monday through Friday from 9AM to 7PM. For more detailed site-specific information, please visit www.tarrantcounty.com/covidtesting. Please note that appointments are highly encouraged and those with appointment times will be taken before those who arrive without an appointment. For help with registration or results, please call 877-862-4647. You can make an appointment at www.texas.fulgentgenetics.com/appointment/

- ❖ **Ben Thanh Market** (1818 E. Pioneer Parkway Ste 100, Arlington, TX 76010)
- ❖ **Northeast Annex** (837 Brown Trail, Bedford, TX 76022)
- ❖ **Resource Connection - Parking Lot D** (1500 Circle Drive, Fort Worth, TX 76119)
- ❖ **Splash Dayz** (8905 Clifford Street, White Settlement, TX 76108)

EMERGENCY RENTAL ASSISTANCE UPDATE

Tarrant County Emergency Rental Assistance Program (ERAP)

Data as of 02/22/2022

PAYMENT STATUS		
STATUS	HOUSEHOLDS	PAYMENTS
Total Paid to Date	1,132	\$9,703,484
Total Pending <u>AUDITOR</u> Approval (NO COURT) *	67	\$466,963
TOTAL ASSISTANCE DISBURSED AFTER APPROVAL	1,168	\$10,740,447
Total Unpaid Obligation **	1,128	\$14,878,550
TOTAL PAID + UNPAID OBLIGATION		\$25,618,997

***NOTE:** Of the 67 households with payments pending court approval, 31 have previously received assistance and 36 are receiving assistance for the first time. Each household is reflected only once in the total.

****NOTE:** The unpaid obligation amount assumes eighteen (18) months of assistance for households that are currently being served by ERAP.

PAYMENTS BY TYPE	
PAYMENT TYPE	TOTAL AMOUNT
Rent	\$9,395,904
Utilities	\$307,580
TOTAL	\$9,703,484

APPLICATION STATUS	
STATUS	TOTAL
Approved/Paid Households	1,132
Applications Under Review	1,484
Ineligible Applications (see breakdown below)	1,251

INELIGIBLE APPLICANTS	
REASON	TOTAL
Denied Area	721
Denied Income	84
TRR Withdrawn	423
Self-Withdrawn	23
TOTAL	1,251

Countywide ERA Assistance

Data from Tarrant County as of 02/22/2022. Data from TRR (state) as of 02/22/2022.

Data from the City of Arlington as of 02/14/2022. Data from the City of Fort Worth as of 02/15/2022.

SERVICE AREA	Local Program		State TRR Program		TOTAL	
	Expended	Households	Expended	Households	Expended	Households
Arlington	\$9,200,000	1,270	\$56,053,356	12,273	\$65,253,356	13,543
Fort Worth	\$29,662,103	4,649	\$89,911,262	19,696	\$119,573,365	24,345
Tarrant County	\$10,740,447	1,168	\$78,203,592	15,517	\$88,944,039	16,685
TOTAL	\$49,602,550	7,087	\$224,168,209	47,486	\$273,770,760	54,573

COUNTY GRANTS UPDATE

The County has applied for and received several federal and state grants to assist in the response to and recovery from the COVID-19 pandemic and its negative effects. See **Appendix D** for a table detailing grant descriptions, respective department, and relevant accounting metrics. Additionally, **Appendix E** includes a table detailing the notices of grant funding and applications. The table below provides a broad overview of the financial data included in the appendices.

CATEGORY	TOTAL	ENCUMBERED OR SPENT
Coronavirus Relief Fund (CRF)	\$219,052,584	\$219,052,584
American Rescue Plan Act (ARPA) – First Tranche	\$204,194,446	\$66,209,016
Funding Awarded from Agencies (Accepted in Court)	\$139,925,965	\$40,463,071
Grants Awarded (Not Yet Accepted in Court)	\$2,439,461	\$27,570,998
Applications Submitted (Not Yet Awarded)	\$7,400,000	-
TOTAL	\$573,012,456	\$353,295,669

INNOVATIVE EMERGENCY MANAGEMENT (IEM) UPDATE

Weekly update from IEM, the consultant conducting the COVID-19 Needs and Resources Assessment.

- IEM presented the Final Report at the 2/8 regular session of the Commissioners Court. A copy of the report has been posted to the Tarrant County Recovery Resources Assistance Center (RRAC):
 - [Final Report Link](#)

-- The rest of this page was intentionally left blank--

APPENDIX A -- COVID-19 Vaccination Site Schedule

TCPH Pop-Up Vaccination Site Schedule (February 21st to February 27th)						
Monday, Feb 21st	Tuesday, Feb 22nd	Wednesday, Feb 23rd	Thursday, Feb 24th	Friday, Feb 25th	Saturday, Feb 26th	Sunday, Feb 27th
HOLIDAY	Hurst Fire Station Noon to 6PM	JPS/Outreach Hep A + COVID @ True Worth Place 8AM to Noon	Mobile Clinic Vaccination Bus 9AM to 4PM <hr/> La Dora Nursing and Rehab 1PM to 4PM	Sundance Square 11AM to 6PM	N/A	N/A

The above calendar details the date and time frames for several TCPH pop-up vaccination sites from Monday, February 21st to Sunday, February 27th. Additional information on open COVID-19 vaccination sites and hours of operation can be found at TarrantCountyStrong.com. Private sites are not shown.

TCPH REGULAR SITE SCHEDULE

In addition to the rolling pop-up site schedule, county residents can receive a first, second, or third COVID-19 vaccine dose at any of the following locations operated by TCPH:

- **NOTE:** No appointment needed. Sites are closed for lunch from 12PM to 1PM.
- ❖ **Bagsby-Williams Health Center** (3212 Miller Avenue, Fort Worth, 76119)
 - *Hours:* 8AM to 5PM
- ❖ **Main Public Health Immunization Clinic** (1101 S. Main Street, Fort Worth, TX 76104)
 - *Hours:* 8AM to 6PM
- ❖ **Northwest Public Health Center** (3800 Adam Grubb Road, Lake Worth, TX 76135)
 - *Hours:* 8AM to 5PM
- ❖ **Southeast Public Health Center** (536 W Randol Mill, Arlington, TX 76011)
 - *Hours:* 9AM to 6PM
- ❖ **Southwest Public Health Center** (6551 Granbury Road, Fort Worth, TX 76133)
 - *Hours:* 8AM to 5PM
- ❖ **Watauga Public Health Center** (6601 Watauga Road, Watauga, TX 76148)
 - *Hours:* 8AM to 5PM

APPENDIX B -- Daily COVID-19 Vaccination Data

TCPH-Operated COVID-19 Vaccination Sites – Daily Doses Administered (February 14, 2022 to February 20, 2022)								
Site	Monday, Feb 14th	Tuesday, Feb 15th	Wednesday, Feb 16th	Thursday, Feb 17th	Friday, Feb 18th	Saturday, Feb 19th	Sunday, Feb 20th	Total Per Site
TCPH Main	1	17	10	12	8	Closed	Closed	48
TCPH SW/Arlington	13	12	9	12	16	Closed	Closed	62
TCPH Northwest	5	1	1	5	6	Closed	Closed	18
TCPH Watauga	1	4	3	9	5	Closed	Closed	22
TCPH TB/Refugee	Closed	1	Closed	Closed	6	Closed	Closed	7
TCPH Bagsby-Williams	Closed	Closed	Closed	Closed	Closed	Closed	Closed	0
Sundance Square (Pop Up)	Closed	Closed	Closed	Closed	9	Closed	Closed	9
Hurst Fire Station (Pop Up)	Closed	12	Closed	Closed	Closed	Closed	Closed	12
Watauga Fire Dept (Pop Up)	2	Closed	Closed	Closed	Closed	Closed	Closed	2
La Gran Plaza (Pop Up)	Closed	Closed	Closed	Closed	Closed	Closed	Closed	0
Arlington Medical Unit (Pop Up)	25	9	20	17	31	Closed	Closed	102
DFW Nursing & Rehab (Pop Up)	10	Closed	Closed	Closed	Closed	Closed	Closed	10
PPG (Pop Up)	Closed	Closed	11	Closed	Closed	Closed	Closed	11
McLane Food Service (Pop Up)	Closed	Closed	14	Closed	Closed	Closed	Closed	14
Vaxmobile: Sam Houston High School (Pop Up)	Closed	Closed	Closed	24	Closed	Closed	Closed	24
Alsco Uniforms (Pop Up)	Closed	Closed	Closed	44	Closed	Closed	Closed	44
Everman ISD - Joe C. Bean High School (Pop Up)	Closed	Closed	Closed	20	Closed	Closed	Closed	20
4over (Pop Up)	Closed	Closed	Closed	Closed	12	Closed	Closed	12
Morningside United Methodist Church (Pop Up)	Closed	Closed	Closed	Closed	Closed	4	Closed	4
Total Per Site	57	56	68	143	93	4	0	421

The above table provides detailed information regarding the number of COVID-19 vaccines administered at various partnership sites and pop-up sites over the preceding week.

APPENDIX C -- COVID-19 Testing Data

TCPH-Operated COVID-19 Testing Sites – Daily Tests Administered (February 14, 2022 to February 18, 2022)						
Site	Monday, Feb 14th	Tuesday, Feb 15th	Wednesday, Feb 16th	Thursday, Feb 17th	Friday, Feb 18th	Total Per Site
Arlington	0	3	1	0	N/A	4
Bagsby-Williams	4	0	0	2	N/A	6
Northwest	0	1	1	2	N/A	4
Southwest	15	11	6	N/A	2	34
Watauga	11	6	0	N/A	2	19
Total Per Day	30	21	8	4	4	67

The above table details the number of tests that were administered on a daily basis at TCPH-operated COVID-19 testing sites over the preceding week. Please note that testing operations may have been impacted by ice and snow.

Vendor-Operated COVID-19 Testing Sites – Daily Tests Administered (February 14, 2022 to February 20, 2022)								
Site	Monday, Feb 14th	Tuesday, Feb 15th	Wednesday, Feb 16th	Thursday, Feb 17th	Friday, Feb 18th	Saturday, Feb 19th	Sunday, Feb 20th	Total Per Site
Arlington – Ben Thanh Plaza	51	45	33	47	0	0	49	225
Bedford – NE Annex	17	15	18	18	0	0	0	68
Ft Worth – Resource Connection	13	19	14	22	0	46	0	114
White Settlement – Splash Dayz	19	22	7	11	28	0	0	87
Total Per Day	100	101	72	98	28	46	49	494

The above table details the number of tests that were administered on a daily basis at vendor-operated COVID-19 testing sites over the preceding week. Please note that testing operations may have been impacted by ice and snow.

APPENDIX D -- Grant Update Part One

Funding Awarded – Grant Awards Received from Agencies (Accepted in Court)

Grant Description	County Dept	Awarded	Encumbered or Spent	Funds Received
DHHS/HRSA-RW-AIDS Part A COVID-19 Response	Administrator-HIV	\$272,626	\$272,626	\$272,626
DHHS/HRSA-RW-AIDS Part C COVID-19 Response	Administrator-HIV	\$137,744	\$124,279	\$107,392
DHHS/HRSA-RW-AIDS Part D COVID-19 Response	Administrator-HIV	\$37,633	\$36,492	\$32,010
DSHS – HOWPA**	Administrator-HIV	\$25,000	\$25,000	\$25,000
DSHS WIC – COVID-19 Funding Allocation**	Public Health	\$43,084	\$42,714	\$42,714
DSHS-CPS – COVID-19	Public Health	\$559,225	\$526,448	\$479,602
DSHS-CPS – COVID-19	Public Health	\$3,013,997	\$2,408,450	\$1,904,702
DSHS/IDCU - COVID-19	Public Health	\$6,254,460	\$2,480,334	\$1,063,991
DSHS COVID-19 Vaccination Projects Round 3	Public Health	\$12,349,513	\$2,305,715	\$241,104
UNTHSC – Knowledge-to-Action COVID-19	Public Health	\$44,000	\$38,484	\$38,484
CDC National Initiative to Address COVID-19 Health Disparities	Public Health	\$27,241,785	\$8,292,013	\$1,333,249
DSHS CDC Co-Ag: Public Health Workforce Funding	Public Health	\$1,500,000	\$13,989	-
DSHS COVID-19 Vaccination Projects Round 4	Public Health	\$14,666,303	\$189,570	-
CJD-BJA Coronavirus Emergency Supp Funding Program	Budget/Sheriff	\$4,166,506	\$4,166,506	\$4,166,506
HUD CDBG – CARES	Community Dev.	\$6,430,388	\$850,906	\$112,407
HUD Emergency Solutions Grant (ESG) – CARES	Community Dev.	\$3,578,786	\$2,854,972	\$1,125,785
HUD HOPWA – CARES	Community Dev.	\$106,043	\$101,602	\$4,195
TDHCA CDBG TERAP	Community Dev.	\$1,150,787	\$124,431	\$124,431
TDHCA Emergency Solutions Grant (ESG) -- CARES	Community Dev.	\$2,000,000	-	-
TREASURY – Emergency Rental Assistance 1*	Budget/Admin	\$24,281,300	\$9,716,365	\$22,193,373
TREASURY – Emergency Rental Assistance 2*	Budget/Admin	\$26,407,662	\$1,268,605	\$10,563,065
BJA Coronavirus Emergency Supp Funding Prgm	Budget/Sheriff	\$58,008	\$58,007	\$57,995
HAVA 2020 CARES Act – (20% Match Required)*	Elections	\$1,764,171	\$1,764,171	\$1,764,171
Center for Tech and Civic Life*	Elections	\$1,678,523	\$1,662,115	\$1,666,771
HUD—CARES Act Funding for Section-8*	Housing	\$1,929,099	\$946,581	\$929,650
HUD—CARES Act Funding for Mainstream Voucher Program*	Housing	\$229,322	\$192,695	\$117,063
TOTAL		\$139,925,965	\$40,463,071	\$ 48,366,287

*Note: Grant funds were received in advance.

**Note: Completed and all funds have been received.

APPENDIX E -- Grant Update Part Two

Grants Awarded -- Not Yet Accepted in Commissioners Court

Grant Description	County Dept	Awarded	Encumbered or Spent	Funds Received
FEMA – COVID 2020 (3/1/20 – 6/3/20)	Budget	\$2,439,461	\$2,439,461	\$2,439,461
FEMA – COVID 2020 (9/15/20 – 12/31/20)	Budget	-	\$131,536	-
FEMA – VACCINATION (2/9/21– 12/31/21)	Budget	-	\$25,000,000	-
TOTAL FUNDS EXPECTED TO BE ACCEPTED		\$2,439,461	\$27,570,998	\$2,439,461

Applications Submitted – Not Yet Awarded by Agency

Grant Description	County Dept	Awarded	Encumbered or Spent	Funds Received
DSHS Advancing Health Literacy	Public Health	\$4,000,000	-	-
NACCHO COVID-19 Prevention & Mitigation Strategies	Public Health	\$175,000	-	-
NACCHO Building Local Operational Capacity for COVID-19	Public Health	\$100,000	-	-
CDC Closing the Gap with Social Determinants	Public Health	\$125,000	-	-
CDC Community Health Workers & Resilient Communities	Public Health	\$3,000,000	-	-
TOTAL FUNDS REQUESTED		\$7,400,000	-	-