



TARRANT COUNTY COVID-19 RECOVERY REPORT

WEEKLY OVERVIEW

SUMMARY

REPORT DATE	REPORTING PERIOD
03/29/2022	March 21 to March 27

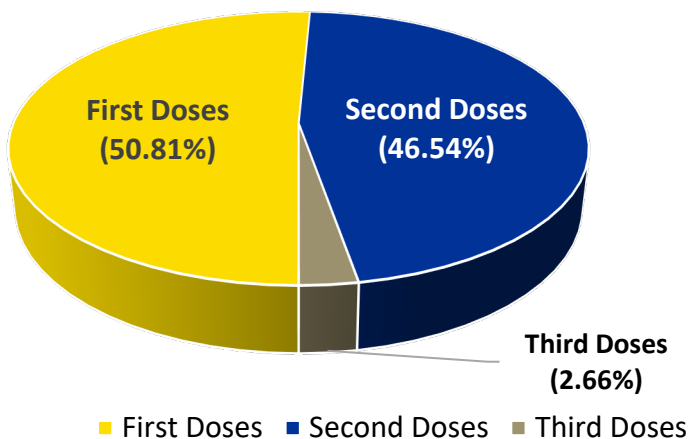
The Tarrant County COVID-19 Recovery Report provides relevant programmatic data and information on COVID-related programs currently administered by the County including the **COVID-19 Vaccination Program**, **COVID-19 Testing Program**, and the **Tarrant County Emergency Rental Assistance Program (ERAP)**. Additional programmatic information will be provided as new programs are implemented. Information related to grant funding applications and awards is also provided herein. The Tarrant County COVID-19 Recovery Report is provided to the Commissioners Court and the public every Tuesday.

TARRANT COUNTY PUBLIC HEALTH (TCPH) COVID-19 VACCINATION PROGRAM

In the section below, you will find tables and graphs to illustrate Tarrant County vaccination trends; however, please note that some of the data below displays doses *directly* administered by TCPH and does not reflect the total number of vaccinations administered by contractual and clinical partners. See **Appendices A and B** for a schedule of vaccination sites and a breakdown of daily vaccination data. Since its inception at the end of December 2020, the County's vaccination efforts have produced the following results:

TCPH Vaccine Distribution Breakdown (Dec 2020 to Present)

Total Doses: 446,109



Dose Type	# of Doses Directly Administered by TCPH
First Doses	226,401
Second Doses	207,411
Third Doses	12,297
Total Doses	446,109
Total Vaccinations Administered in Tarrant Co. (TCPH, Clinical, Vendor, etc.)	
3,389,655	
Fully Vaccinated Individuals in Tarrant Co.	
1,357,388	

TCPH Vaccination Doses by Week (February 28 to March 27)

Week	First Doses	Second Doses	Third Doses	Total Doses Per Week
Feb 28 to March 6	23	46	92	161
March 7 to March 13	23	49	92	164
March 14 to March 20	44	40	137	161
March 21 to March 27	48	37	144	229
Total Doses (2/28 to 3/27)	138	172	465	775

Figure 1. Table detailing the number of first, second, third, and total COVID-19 vaccine doses administered over the preceding four (4) weeks. Most recent data may not be complete due to a lag in weekly reporting.

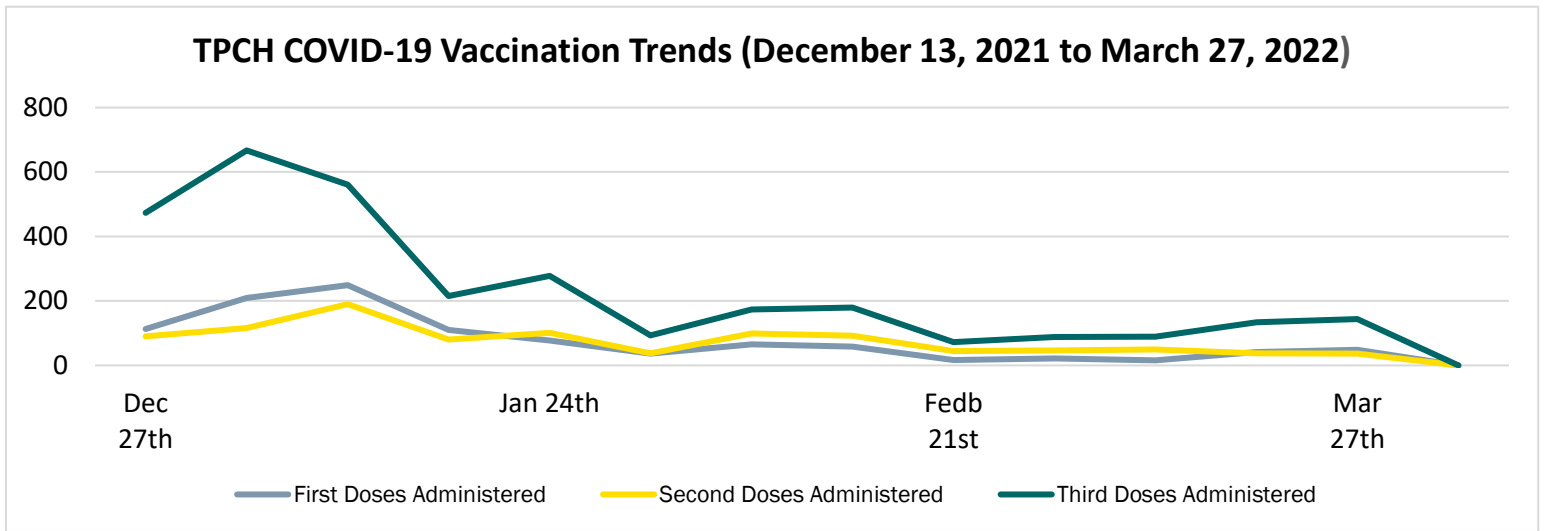


Figure 2. First dose, second dose, and third dose COVID-19 vaccination trends as reported by Tarrant County Public Health (TCPH) operated sites over the preceding three-month period. Most recent data may not be complete due to a lag in reporting.

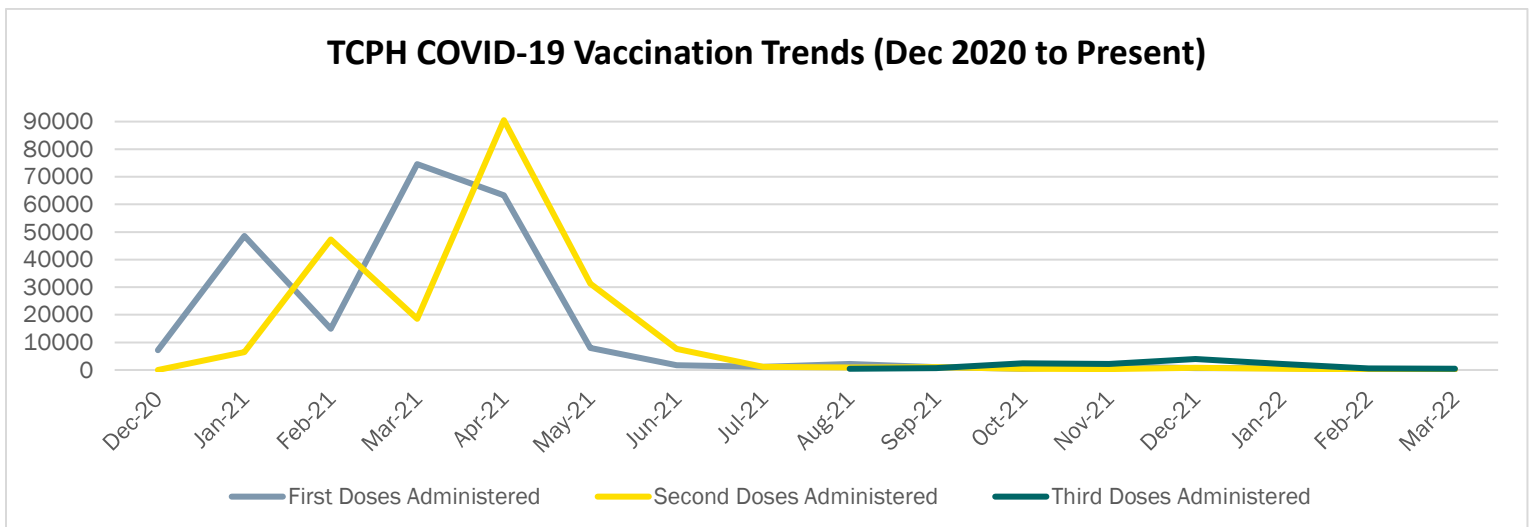


Figure 3. First dose, second dose, and third dose COVID-19 vaccination trends since the inception of the TCPH-operated COVID-19 vaccination program. Most recent data may not be complete due to a lag in reporting.

COVID-19 TESTING PROGRAM

The following section provides information on the county's COVID-19 testing efforts. Hours and locations for TCPH and vendor-operated COVID-19 testing sites are detailed below. Please see **Appendix C** for daily data related to the number of COVID-19 tests administered.

TCPH-Operated Testing Sites

Starting **03/21/2022**, the following TCPH-operated COVID-19 testing site is open on Mondays and Thursdays. For more detailed site-specific information, please visit www.tarrantcounty.com/covidtesting.

- ❖ **Southwest Public Health Center** (6551 Granbury Road, Fort Worth, TX 76133)

Vendor-Operated Testing Sites

Starting **03/20/2022**, all vendor-operated COVID-19 testing sites are closed.

EMERGENCY RENTAL ASSISTANCE UPDATE

Tarrant County Emergency Rental Assistance Program (ERAP)

Data as of 03/29/2022

PAYMENT STATUS		
STATUS	HOUSEHOLDS	PAYMENTS
Total Paid to Date	1,291	\$11,724,615
Total Pending Court Approval (04/05/2022)	55	\$376,320
TOTAL ASSISTANCE DISBURSED AFTER APPROVAL	1,323	\$12,100,935
Total Unpaid Obligation **	1,288	\$17,071,260
TOTAL PAID + UNPAID OBLIGATION***		\$29,172,194

*NOTE: Of the 55 households with payments pending court approval, 23 have previously received assistance and 32 are receiving assistance for the first time. Each household is reflected only once in the total

**NOTE: The unpaid obligation amount assumes eighteen (18) months of assistance for households that are currently being served by ERAP.

*** NOTE: Staff recommends closing the program to new applications on 4/30/22 to ensure funds remain to satisfy current obligations.

PAYMENTS BY TYPE	
PAYMENT TYPE	TOTAL AMOUNT
Rent	\$11,376,622.94
Utilities	\$ 347,991.62
TOTAL	\$11,724,615

APPLICATION STATUS	
STATUS	TOTAL
Approved/Paid Households	1,291
Applications Under Review	1,575
Ineligible Applications (see breakdown below)	1,462

INELIGIBLE APPLICANTS	
REASON	TOTAL
Denied Area	932
Denied Income	89
TRR Withdrawn	406
Self-Withdrawn	35
TOTAL	1,462

Countywide ERA Assistance

Data from Tarrant County as of 03/29/2022. Data from TRR (state) as of 03/25/2022. Data from the City of Arlington as of 03/15/2022. Data from the City of Fort Worth as of 03/22/2022.

SERVICE AREA	Local Program		State TRR Program		TOTAL	
	Expended	Households	Expended	Households	Expended	Households
Arlington	\$12,959,117	2,016	\$56,547,905	12,292	\$69,507,022	14,308
Fort Worth	\$33,930,833	5,203	\$90,161,950	19,651	\$124,092,783	24,854
Tarrant County	\$11,724,615	1,291	\$78,743,454	15,531	\$90,468,069	16,822
TOTAL	\$58,614,565	8,510	\$225,453,309	47,474	\$284,067,874	55,984

COUNTY GRANTS UPDATE

The County has applied for and received several federal and state grants to assist in the response to and recovery from the COVID-19 pandemic and its negative effects. See **Appendix D** for a table detailing grant descriptions, respective department, and relevant accounting metrics. Additionally, **Appendix E** includes a table detailing the notices of grant funding and applications. The table below provides a broad overview of the financial data included in the appendices.

CATEGORY	TOTAL	ENCUMBERED OR SPENT
Coronavirus Relief Fund (CRF)	\$219,052,584	\$219,052,584
American Rescue Plan Act (ARPA) – First Tranche	\$204,194,446	\$66,209,016
Funding Awarded from Agencies (Accepted in Court)	\$141,071,852	\$47,487,638
Grants Awarded (Not Yet Accepted in Court)	\$2,439,461	\$27,569,496
Applications Submitted (Not Yet Awarded)	\$7,400,000	-
TOTAL	\$574,158,343	\$360,318,733

INNOVATIVE EMERGENCY MANAGEMENT (IEM) UPDATE

Staff has begun working with IEM on Phase 3 of Tarrant County's ARPA-FRF Program. Current activities include support with Final Rule requirements and structuring upcoming Calls for Projects, as well as compliance and monitoring.

-- The rest of this page was intentionally left blank--

APPENDIX A -- COVID-19 Vaccination Site Schedule

Monday, March 28	Tuesday, March 29	Wednesday, March 30	Thursday, March 31	Friday, April 1	Saturday, April 2	Sunday, April 3
Holiday	Hurst Fire Station Noon to 6 p.m.	N/A	Mobile Clinic Vaccination Bus 9 a.m. to 4 p.m.	N/A	N/A	N/A

The above calendar details the date and time frames for several TCPH pop-up vaccination sites from **Monday, March 28 to Sunday, April 3**. Additional information on open COVID-19 vaccination sites and hours of operation can be found at [TarrantCountyStrong.com](https://www.tarrantcountytx.gov/services/health/immunization/vaccination-sites). Private sites are not shown.

TCPH REGULAR SITE SCHEDULE

In addition to the rolling pop-up site schedule, county residents can receive a first, second, or third COVID-19 vaccine dose at any of the following locations operated by TCPH:

- **NOTE:** No appointment needed. Sites are closed for lunch from 12 p.m. to 1 p.m.
- ❖ **Bagsby-Williams Health Center** (3212 Miller Avenue, Fort Worth, 76119)
 - *Hours:* 8 a.m. to 5 p.m.
- ❖ **Main Public Health Immunization Clinic** (1101 S. Main Street, Fort Worth, TX 76104)
 - *Hours:* 8 a.m. to 6 p.m.
- ❖ **Northwest Public Health Center** (3800 Adam Grubb Road, Lake Worth, TX 76135)
 - *Hours:* 8 a.m. to 5 p.m.
- ❖ **Southeast Public Health Center** (536 W Randol Mill, Arlington, TX 76011)
 - *Hours:* 9 a.m. to 6 p.m.
- ❖ **Southwest Public Health Center** (6551 Granbury Road, Fort Worth, TX 76133)
 - *Hours:* 8 a.m. to 5 p.m.
- ❖ **Watauga Public Health Center** (6601 Watauga Road, Watauga, TX 76148)
 - *Hours:* 8 a.m. to 5 p.m.

APPENDIX B -- Daily COVID-19 Vaccination Data

TCPH-Operated COVID-19 Vaccination Sites – Daily Doses Administered (March 21, 2022 to March 27, 2022)								
Site	Monday, March 21	Tuesday, March 22	Wednesday, March 23	Thursday, March 24	Friday, March 25	Saturday, March 26	Sunday, March 27	Total Per Site
TCPH Main	15	13	9	13	3	Closed	Closed	53
TCPH SW/Arlington	1	3	5	6	6	Closed	Closed	21
TCPH Northwest	Closed	1	2	4	4	Closed	Closed	11
TCPH Watauga	6	1	2	2	8	Closed	Closed	19
TCPH TB/Refugee	Closed	Closed	Closed	Closed	Closed	Closed	Closed	0
TCPH Bagsby-Williams	2	1	Closed	Closed	6	Closed	Closed	9
Everman ISD (Pop Up)	Closed	Closed	Closed	20	Closed	Closed	Closed	20
Sundance Square (Pop Up)	Closed	Closed	Closed	Closed	22	Closed	Closed	22
Hurst Fire Station (Pop Up)	Closed	2	Closed	Closed	Closed	Closed	Closed	2
River Oaks Health and Rehab (Pop Up)	Closed	Closed	32	Closed	Closed	Closed	Closed	32
La Dora Nursing and Rehab (Pop Up)	Closed	Closed	Closed	10	Closed	Closed	Closed	10
Community Health Outreach & City of Ft. Worth	Closed	Closed	Closed	Closed	8	Closed	Closed	8
Chris Howell Foundation Health Expo (Pop Up)	Closed	Closed	Closed	Closed	Closed	4	Closed	4
Vaxmobile: Everman Supermarket (Pop Up)	Closed	Closed	Closed	18	Closed	Closed	Closed	18
Total Per Site	24	21	50	73	57	4	0	229

The above table provides detailed information regarding the number of COVID-19 vaccines administered at various partnership sites and pop-up sites over the preceding week.

APPENDIX C -- COVID-19 Testing Data

TCPH-Operated COVID-19 Testing Sites – Daily Tests Administered (March 21, 2022 to March 25, 2022)						
Site	Monday, March 21	Tuesday, March 22	Wednesday, March 23	Thursday, March 24	Friday, March 25	Total Per Site
Arlington	Closed	Closed	Closed	Closed	Closed	0
Bagsby-Williams	Closed	Closed	Closed	Closed	Closed	0
Northwest	Closed	Closed	Closed	Closed	Closed	0
Southwest	9	Closed	Closed	4	Closed	13
Watauga	Closed	Closed	Closed	Closed	Closed	0
Total Per Day	9	0	0	4	0	13

The above table details the number of tests that were administered on a daily basis at TCPH-operated COVID-19 testing sites over the preceding week. TCPH testing sites are open with limited availability, please visit [Tarrant County’s website](#) for site hours.

APPENDIX D -- Grant Update Part One

Funding Awarded – Grant Awards Received from Agencies (Accepted in Court)				
Grant Description	County Dept	Awarded	Encumbered or Spent	Funds Received
DHHS/HRSA-RW-AIDS Part A COVID-19 Response	Administrator-HIV	\$272,626	\$272,626	\$272,626
DHHS/HRSA-RW-AIDS Part C COVID-19 Response	Administrator-HIV	\$137,744	\$124,279	\$113,392
DHHS/HRSA-RW-AIDS Part D COVID-19 Response	Administrator-HIV	\$37,633	\$36,492	\$34,010
DSHS – HOWPA**	Administrator-HIV	\$25,000	\$25,000	\$25,000
DSHS WIC – COVID-19 Funding Allocation**	Public Health	\$43,084	\$42,714	\$42,714
DSHS-CPS – COVID-19	Public Health	\$559,225	\$559,225	\$480,600
DSHS-CPS – COVID-19	Public Health	\$3,013,997	\$2,911,268	\$2,299,250
DSHS/IDCU - COVID-19	Public Health	\$6,254,460	\$2,411,410	\$1,707,816
DSHS COVID-19 Vaccination Projects Round 3	Public Health	\$12,349,513	\$2,221,847	\$837,416
UNTHSC – Knowledge-to-Action COVID-19	Public Health	\$44,000	\$38,484	\$38,484
CDC National Initiative to Address COVID-19 Health Disparities	Public Health	\$27,241,785	\$10,430,433	\$2,309,373
DSHS CDC Co-Ag: Public Health Workforce Funding	Public Health	\$1,500,000	\$41,565	-
DSHS COVID-19 Vaccination Projects Round 4	Public Health	\$14,666,303	\$346,734	\$763
CJD-BJA Coronavirus Emergency Supp Funding Program	Budget/Sheriff	\$4,166,506	\$4,166,506	\$4,166,506
HUD CDBG – CARES	Community Dev.	\$6,430,388	\$1,633,070	\$594,463
HUD Emergency Solutions Grant (ESG) – CARES	Community Dev.	\$3,578,786	\$3,442,982	\$1,322,627
HUD HOPWA – CARES	Community Dev.	\$106,043	\$99,954	\$4,195
TDHCA CDBG TERAP	Community Dev.	\$1,150,787	\$124,431	\$124,431
TDHCA Emergency Solutions Grant (ESG) -- CARES	Community Dev.	\$2,000,000	-	-
TREASURY – Emergency Rental Assistance 1*	Budget/Admin	\$24,281,300	\$9,363,174	\$9,281,300
TREASURY – Emergency Rental Assistance 2*	Budget/Admin	\$26,407,662	\$3,936,935	\$10,563,065
BJA Coronavirus Emergency Supp Funding Prgm	Budget/Sheriff	\$58,008	\$58,007	\$57,995
HAVA 2020 CARES Act – (20% Match Required)*	Elections	\$1,764,171	\$1,764,171	\$1,764,171
Center for Tech and Civic Life*	Elections	\$1,678,523	\$1,666,771	\$1,666,771
HUD—CARES Act Funding for Section-8*	Housing	\$929,650	\$929,650	\$929,650
HUD—CARES Act Funding for Mainstream Voucher Program*	Housing	\$229,322	\$192,695	\$117,063
HUD-HCV CARES FUNDS ACT (HAP) Funding for Section-8	-	\$980,868	-	\$980,868

HUD-Section 8 - Emergency Housing Voucher Program (HAP)	Housing	\$747,276	\$444,827	\$547,330
HUD-Section 8 - Emergency Housing Voucher Program (Preliminary Fees)	Housing	\$34,000	\$28,760	-
HUD-Section 8 - Emergency Housing Voucher Program (Service Fees)	Housing	\$297,500	\$117,461	-
HUD-Section 8 - Emergency Housing Voucher Program (Administrative Fees)	Housing	\$85,692	\$56,167	\$28,569
TOTAL		\$141,071,852	\$47,487,638	\$40,310,450

APPENDIX E -- Grant Update Part Two

Grants Awarded -- Not Yet Accepted in Commissioners Court				
Grant Description	County Dept	Awarded	Encumbered or Spent	Funds Received
FEMA – COVID 2020 (3/1/20 – 6/3/20)	Budget	\$2,439,461	\$2,439,461	\$2,439,461
FEMA – COVID 2020 (9/15/20 – 12/31/20)	Budget	-	\$130,034	-
FEMA – VACCINATION (2/9/21– 12/31/21)	Budget	-	\$25,000,000	-
TOTAL FUNDS EXPECTED TO BE ACCEPTED		\$2,439,461	\$27,569,496	\$2,439,461
Applications Submitted – Not Yet Awarded by Agency				
Grant Description	County Dept	Awarded	Encumbered or Spent	Funds Received
DSHS Advancing Health Literacy	Public Health	\$4,000,000	-	-
NACCHO COVID-19 Prevention & Mitigation Strategies	Public Health	\$175,000	-	-
NACCHO Building Local Operational Capacity for COVID-19	Public Health	\$100,000	-	-
CDC Closing the Gap with Social Determinants	Public Health	\$125,000	-	-
CDC Community Health Workers & Resilient Communities	Public Health	\$3,000,000	-	-
TOTAL FUNDS REQUESTED		\$7,400,000	-	-

*Note: Grant funds were received in advance.

**Note: Completed and all funds have been received.