



Tarrant County COVID-19 Recovery Report

Administrator's Office

May 23, 2022

Reporting Period: May 16 – May 22

Summary

The Tarrant County COVID-19 Recovery Report provides information on current and upcoming COVID-related programs administered by the County. Additional information will be provided as new programs are implemented. Information related to grant funding applications and awards is also included. The Tarrant County COVID-19 Recovery Report is provided to the Commissioners Court and the public on Tuesdays. Programs currently administered by the County include:

Calls for Proposals: Community Programs

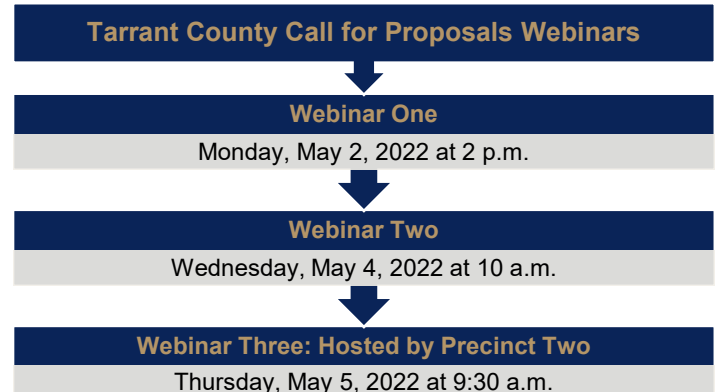
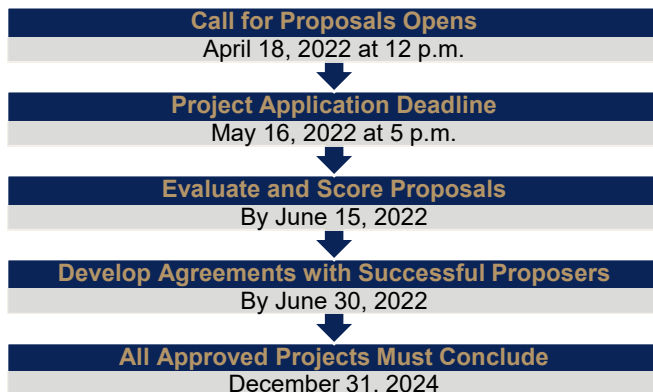
Emergency Rental Assistance Program

COVID-19 Vaccination Program

COVID-19 Testing Program

Call for Proposals: Community Programs

Tarrant County requested proposals for projects from nonprofit, local government, and quasi-governmental agencies that respond to the focus areas and goals guiding the County's response to the COVID-19 pandemic. Proposals were accepted in the following areas: Revitalize the Economy; Strengthen the Community; and Improve Public Health and Wellness. ***Note: The application window closed on Monday, May 16 at 5:00. 131 applications were received with a total request amount of \$208 million. Staff is working with IEM to begin the proposal evaluation process.**



Tarrant County Emergency Rental Assistance Program

Payment Status		
Status	Households	Payments
Total Paid to Date	1,529	\$14,690,899
Total Pending Court Approval (05/24/2022)	38*	\$297,366
Total Assistance Disbursed After Approval	1,550	\$14,988,264
Total Unpaid Obligation 12 months**	1,367	\$9,221,084
Total Paid + Unpaid Obligation***		\$24,209,348

Payments By Type	
Payment Type	Total Amount
Rent	\$14,271,663
Utilities	\$419,236
Total	\$14,690,899

Application Status	
Status	Total
Approved/Paid Households	1,529
Applications Under Review	1,601
Ineligible Applications	1,834

Ineligible Applicants	
Reason	Total
Denied Area	1,299
Denied Income	95
TRR Withdrawn	391
Self-Withdrawn	49
Total	1,834

Data as of 5/23/2022

*Note: Of the 38 households with payments pending court approval, 17 have previously received assistance and 21 are receiving assistance for the first time. Each household is reflected only once in the total.

**Note: The unpaid obligation amount assumes 12 months of assistance for households that are currently being served by ERAP.

***Note: As of 4/30/22, the program is no longer accepting new applications to ensure funds remain to satisfy current obligations.

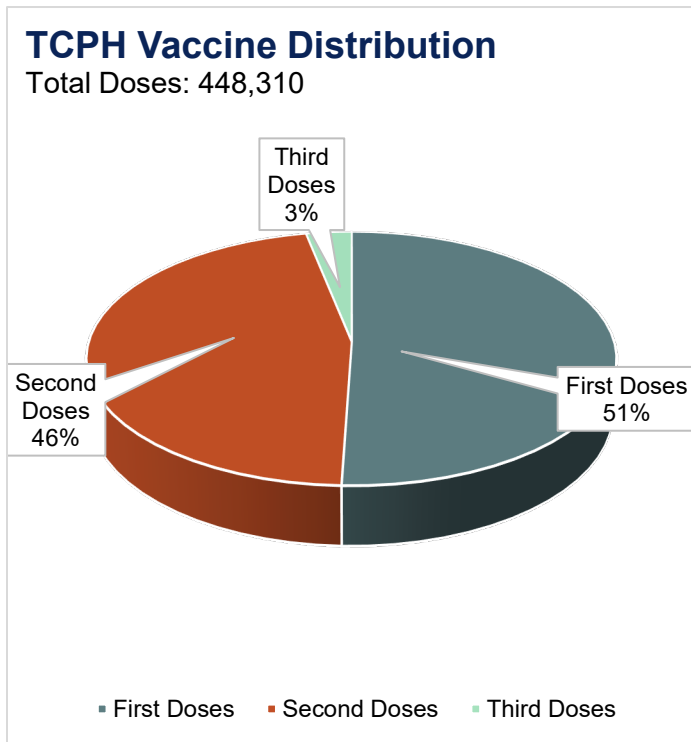
Countywide Emergency Rental Assistance

Service Area	Local Program		State TRR Program****		Total	
	Expended	Households	Expended	Households	Expended	Households
Arlington*	\$17,638,655	1,822	\$57,186,019	10,349	\$74,824,674	12,171
Fort Worth**	\$37,716,359	5,739	\$90,523,884	16,244	\$128,240,243	21,983
Tarrant County***	\$14,690,899	1,529	\$85,452,539	14,095	\$100,143,437	15,624
Total	\$70,045,913	9,090	\$233,162,441	40,688	\$303,208,355	49,778

*Data from the City of Arlington as of 04/30/2022. **Data from the City of Fort Worth as of 05/09/2022. ***Data from Tarrant County as of 05/23/2022. ****Data from TRR (state) as of 05/23/2022.

Tarrant County Public Health (TCPH) COVID-19 Vaccination Program

The tables and graphs below illustrate Tarrant County vaccination data beginning December 2020. Some of the data below displays doses directly administered by TCPH and does not reflect the total number of vaccinations administered by contractual and clinical partners. Information about COVID-19 vaccination sites and hours of operation can be found at <https://www.tarrantcounty.com/vaccinefinder>.



Dose Type	Doses Directly Administered by TCPH
First Dose	226,586
Second Dose	207,595
Third Dose	14,129
Total Doses	448,310
Total Vaccines Administered in Tarrant County	
3,455,733	
Fully Vaccinated Individuals in Tarrant County	
1,359,601	

TCPH Vaccine Doses by Week (April 25 to May 22)				
Week	First Doses	Second Doses	Third Doses	Total Weekly Doses
4/25/22 - 5/1/22	53	32	369	454
5/2/22 - 5/8/22	26	21	203	250
5/9/22 - 5/15/22	16	13	227	256
5/16/22 - 5/22/22	18	24	291	333
Total Doses	113	90	1,090	1,293

COVID-19 Testing Program

Testing is available on Mondays and Thursdays at: Southwest Public Health Center, 6551 Granbury Road, Fort Worth, TX, 76133. For more detailed information, please visit www.tarrantcounty.com/covidtesting.

Tarrant County Grants

The County has applied for and received several federal and state grants to assist in the response to and recovery from the COVID-19 pandemic. See Appendix A for detailed accounts of grants already received. See Appendix B for lists of grants applied for but not yet awarded. The table below provides a broad overview of the financial data included in the appendices.

Category	Total	Encumbered or Spent
Coronavirus Relief Fund (CRF)	\$209,816,857	\$209,816,857
American Rescue Plan Act (ARPA) – First Tranche	\$204,194,446	\$92,688,325
Funding Awarded from Agencies (Accepted in Court)	\$141,071,852	\$51,472,360
Grants Awarded (Not Yet Accepted in Court)	\$2,439,461	\$27,569,496
Applications Submitted (Not Yet Awarded)	\$7,400,000	-
TOTAL	\$564,922,615	\$381,547,037

Other Recovery Updates

Small Business

- Staff is working with IEM and various departments to design an eligible small business grant framework. Staff hopes to present the framework to Commissioner Court for feedback in the coming weeks.

Childcare

- Staff will work with Child Care Associates to finalize a contract for the \$45 million program for childcare in Tarrant County.

Housing

- Staff will be meeting with various stakeholders to determine best uses of the \$32.5 million allocated for affordable housing in Tarrant County.

Innovative Emergency Management (IEM)

- IEM has begun working with staff on Phase 3 of Tarrant County's ARPA-FRF Program. Current activities include: Support with Final Rule Requirements; Structuring Upcoming Small Business Program; Online Application Creation; Compliance and Monitoring; and Public-Facing Reporting.
- IEM is working on the After Action Report for Tarrant County's response to the COVID-19 pandemic.

Appendix A: Grants Received

Funding Awarded- Grants Received from Agencies and Accepted by Commissioner's Court				
Grant Description	County Dept	Awarded	Encumbered or Spent	Funds Received
DHHS/HRSA-RW HIV/AIDS Part A COVID-19 Response	Administrator-HIV	\$272,626	\$272,626	\$272,626
DHHS/HRSA-RW HIV/AIDS Part C COVID-19 Response	Administrator-HIV	\$137,744	\$124,279	\$124,279
DHHS/HRSA-RW HIV/AIDS Part D COVID-19 Response	Administrator-HIV	\$37,633	\$36,492	\$36,492
DSHS - HOWPA**	Administrator-HIV	\$25,000	\$25,000	\$25,000
DSHS WIC - COVID Funding Allocation**	Public Health	\$43,084	\$42,714	\$42,714
DSHS-CPS - COVID-19	Public Health	\$559,225	\$542,881	\$480,600
DSHS-CPS - COVID-19	Public Health	\$3,013,997	\$2,955,122	\$2,341,502
DSHS-IDCU/COVID-19	Public Health	\$6,254,460	\$2,488,560	\$2,210,840
DSHS COVID-19 Vaccination Projects Round 3	Public Health	\$12,349,513	\$2,893,217	\$1,165,205
UNTHSC-Knowledge-to-Action COVID-19***	Public Health	\$44,000	\$38,484	\$38,484
CDC National Initiative to Address COVID-19 Health Disparities	Public Health	\$27,241,785	\$10,293,634	\$4,658,287
DSHS CDC Co-Ag: Public Health Workforce Funding	Public Health	\$1,500,000	\$136,100	-
DSHS COVID-19 Vaccination Projects Round 4	Public Health	\$14,666,303	\$560,519	\$17,265
CJD-BJA Coronavirus Emergency Supp Funding Program**	Budget/Sheriff	\$4,166,506	\$4,166,506	\$4,166,506
HUD CDBG-CARES	Community Dev.	\$6,430,388	\$1,844,075	\$769,818
HUD Emergency Solutions Grant (ESG)-CARES	Community Dev.	\$3,578,786	\$3,190,182	\$1,762,576
HUD HOPWA-CARES	Community Dev.	\$106,043	\$99,954	\$4,195
TDHCA CDBG TERAP	Community Dev.	\$1,150,787	\$124,431	\$124,431
TDHCA Emergency Solution Grant (ESG)-CARES	Community Dev.	\$2,000,000	-	-
TREASURY -Emergency Rental Assistance 1*	Budget/Admin	\$24,281,300	\$9,297,806	\$9,281,300

TREASURY -Emergency Rental Assistance 2*	Budget/Admin	\$26,407,662	\$7,034,161	\$10,563,065
BJA Coronavirus Emergency Supp Funding Pgm **	Budget/Sheriff	\$58,008	\$58,007	\$58,007
HAVA 2020 CARES ACT - (20% Match Required)*	Elections	\$1,764,171	\$1,764,171	\$1,764,171
Center for Tech and Civil Life*	Elections	\$1,678,523	\$1,666,771	\$1,666,771
HUD-Section 8 - Emergency Housing Voucher Program (HAP)	Housing	\$747,276	\$444,827	\$547,330
HUD-CARES Act Funding for Section-8*	Housing	\$929,650	\$976,757	\$929,650
HUD-CARES Act Funding for Mainstream Voucher Program*	Housing	\$229,322	\$192,695	\$117,063
HUD-HCV CARES FUNDS ACT (HAP) Funding for Section-8	Housing	\$980,868	-	\$980,868
HUD-Section 8 - Emergency Housing Voucher Program (Preliminary Fees)	Housing	\$34,000	\$28,760	-
HUD-Section 8 - Emergency Housing Voucher Program (Service Fees)	Housing	\$297,500	\$117,461	-
HUD-Section 8 - Emergency Housing Voucher Program (Administrative Fees)	Housing	\$85,692	\$56,167	\$28,569
Total		\$141,071,852	\$51,472,360	\$44,177,616

*Note: Grant funds were received in advance.

**Note: Completed and all funds have been received.

Appendix B: Grants Not Yet Awarded

Grants Awarded by Agencies, Not Yet Accepted by Commissioners Court

Grant Description	County Dept	Awarded	Encumbered or Spent	Funds Received
FEMA – COVID 2020 (3/1/20 – 6/3/20)	Budget	\$2,439,461	\$2,439,461	\$2,439,461
FEMA – COVID 2020 (9/15/20 – 12/31/20)	Budget	-	\$130,034	-
FEMA – VACCINATION (2/9/21– 12/31/21)	Budget	-	\$25,000,000	-
Total Funds Expected to be Accepted		\$2,439,461	\$27,569,496	\$2,439,461

Applications Submitted- Not Yet Awarded by Agency

Grant Description	County Dept	Awarded	Encumbered or Spent	Funds Received
DSHS Advancing Health Literacy	Public Health	\$4,000,000	-	-
NACCHO COVID-19 Prevention & Mitigation Strategies	Public Health	\$175,000	-	-
NACCHO Building Local Operational Capacity for COVID-19	Public Health	\$100,000	-	-
CDC Closing the Gap with Social Determinants	Public Health	\$125,000	-	-
CDC Community Health Workers & Resilient Communities	Public Health	\$3,000,000	-	-
Total Funds Requested		\$7,400,000	-	-