



# Tarrant County COVID-19 Recovery Report

Administrator's Office

July 25, 2022

Reporting Period: July 18 – July 24

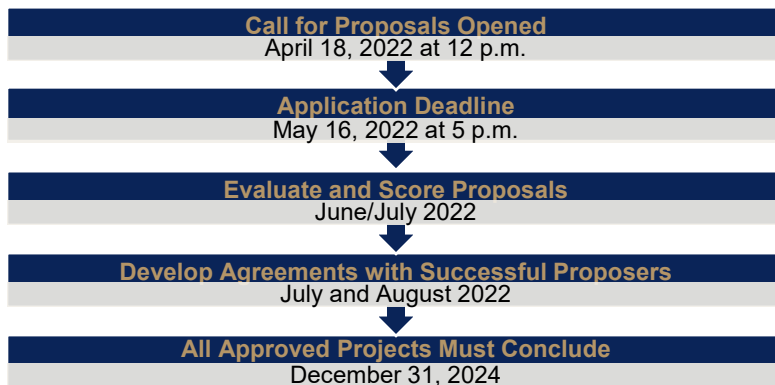
## Summary

The Tarrant County COVID-19 Recovery Report provides information on current and upcoming COVID-related programs administered by the County. Additional information will be provided as new programs are implemented. Information related to grant funding applications and awards is also included. The Tarrant County COVID-19 Recovery Report is provided to the Commissioners Court and the public on Tuesdays. Programs currently administered by the County include:

- Calls for Proposals: Community Programs**
- Small Business Workforce Recovery Grant Program**
- Emergency Rental Assistance Program**
- COVID-19 Vaccination Program**
- COVID-19 Testing Program**

## Call for Proposals: Community Programs

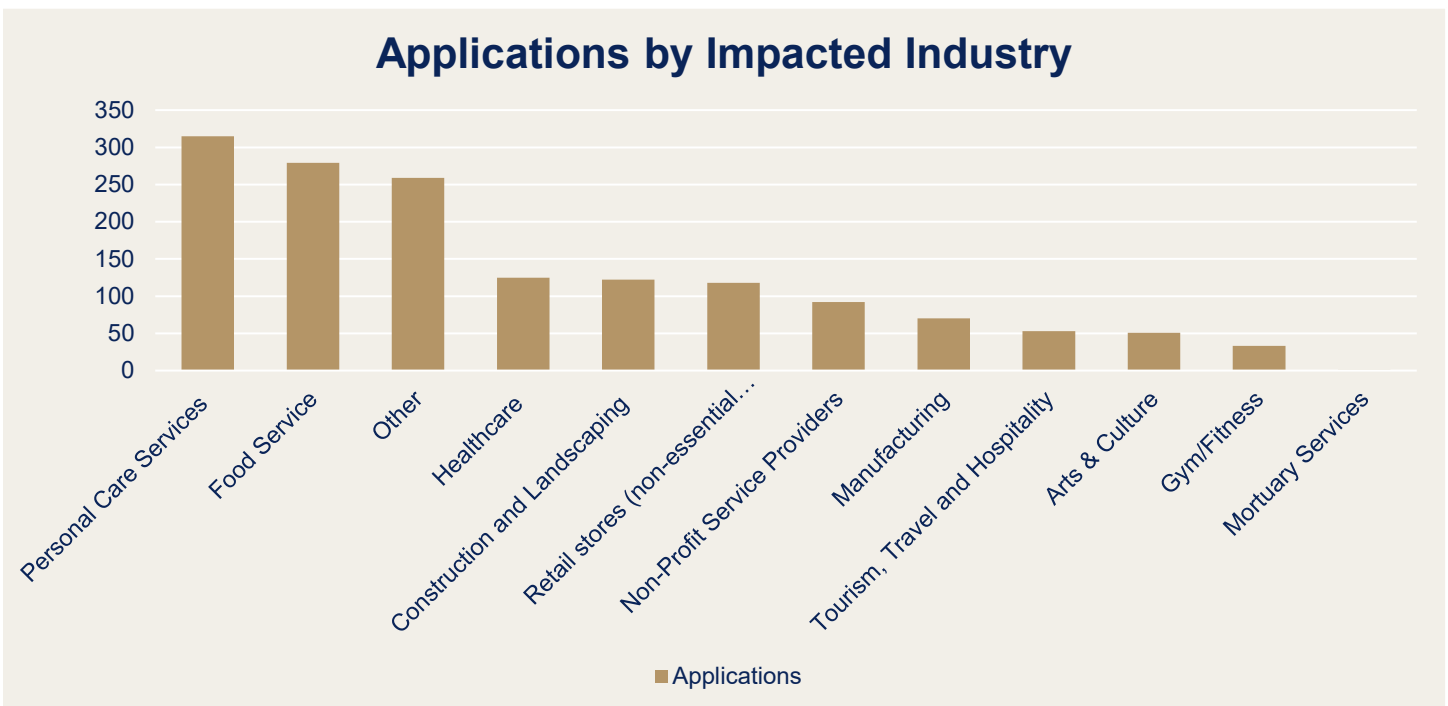
Tarrant County requested proposals for projects from nonprofit, local government, and quasi-governmental agencies that respond to the focus areas and goals guiding the County's response to the COVID-19 pandemic. Proposals were accepted in the following areas: Improve Public Health and Wellness; Revitalize the Economy; and Strengthen the Community. **\*Note:** The application window closed on Monday, May 16 at 5:00. 131 applications from 95 organizations were received with a total request amount of \$208 million. Funding recommendations are scheduled to be presented during the July 26 meeting of the Commissioners Court.



# Tarrant County Small Business Workforce Recovery Grant Program

The Tarrant County Commissioners Court has allocated \$25 million in federal American Rescue Plan Act (ARPA) funding to assist small businesses impacted by the COVID-19 pandemic with workforce recovery, retention, recruitment, training, and development efforts. Impacted for-profit and non-profit small businesses that had 50 or fewer employees during the First Quarter of 2020 can apply for grant amounts up to \$27,500 based on eligibility requirements and the number of employees. Grant applications opened at noon on July 11 and will remain open until 5:00 p.m. on August 31 or until funds are depleted.

<b>Total Applications Received as of 07/21/2022</b>	<b>1,547</b>
<b>Initial Reviews Complete</b>	
Number of Initial Reviews	575
Eligible	179
Pending SAM.gov UEI Validation	98
Ineligible	396
<b>Final Reviews Complete</b>	
Number of Final Reviews	247
Eligible	137
Pending SAM.gov UEI Validation	70
Ineligible	110



# Tarrant County Emergency Rental Assistance Program

Payment Status		
Status	Households	Payments
Total Paid to Date	1,760	\$17,609,948
Total Pending Court Approval (07/26/2022)	52*	\$487,816
Total Assistance Disbursed After Approval	1,796	\$18,097,764
Total Unpaid Obligation 12 months**	1,571	\$10,401,555
Total Paid + Unpaid Obligation***		\$28,499,319
Payments By Type		
Payment Type	Total Amount	
Rent	\$17,132,433	
Utilities	\$477,514	
Total	\$17,609,948	
Application Status		
Status	Total	
Approved/Paid Households	1,764	
Applications Under Review	533	
Ineligible Applications	2,532	
Ineligible Applicants		
Reason	Total	
Denied Area	1,951	
Denied Income	104	
TRR Withdrawn	388	
Self-Withdrawn	89	
Total	2,532	
Lease Incentive Program		
Status	Households	Payments
Total Paid to Date	8	\$16,748
Total Pending Court Approval (07/26/2022)	2	\$4,500

Data as of 07/25/2022

\*Note: Of the 52 households with payments pending court approval, 16 have previously received assistance and 36 are receiving assistance for the first time. Each household is reflected only once in the total.

\*\*Note: The unpaid obligation amount assumes 12 months of assistance for households that are currently being served by ERAP.

\*\*\*Note: As of 4/30/22, the program is no longer accepting new applications to ensure funds remain to satisfy current obligations.

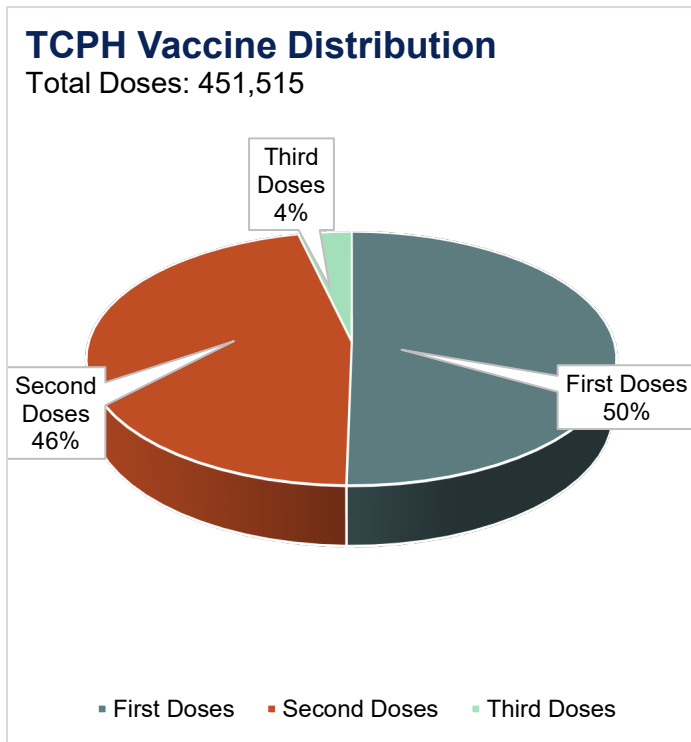
## Countywide Emergency Rental Assistance

Service Area	Local Program		State TRR Program****		Total	
	Expended	Households	Expended	Households	Expended	Households
Arlington*	\$20,393,965	1,937	\$58,388,661	10,461	\$78,782,626	12,398
Fort Worth**	\$43,162,793	6,221	\$92,143,839	16,346	\$135,306,632	16,346
Tarrant County***	\$17,609,948	1,760	\$86,819,920	14,256	\$104,429,867	16,016
Total	\$81,166,705	9,918	\$237,352,420	41,063	\$318,519,126	44,760

\*Data from the City of Arlington as of 07/06/2022. \*\*Data from the City of Fort Worth as of 07/25/2022. \*\*\*Data from Tarrant County as of 07/25/2022. \*\*\*\*Data from TRR (state) as of 07/25/2022.

# Tarrant County Public Health (TCPH) COVID-19 Vaccination Program

The tables and graphs below illustrate Tarrant County vaccination data beginning December 2020. Some of the data below displays doses directly administered by TCPH and does not reflect the total number of vaccinations administered by contractual and clinical partners. Information about COVID-19 vaccination sites and hours of operation can be found at <https://www.tarrantcounty.com/vaccinefinder>.



Dose Type	Doses Directly Administered by TCPH
First Dose	227,030
Second Dose	207,832
Third Dose	16,652
Total Doses	451,515
<b>Total Vaccines Administered in Tarrant County</b>	
<b>3,508,153</b>	
<b>Fully Vaccinated Individuals in Tarrant County</b>	
<b>1,371,853</b>	

TCPH Vaccine Doses by Week (June 27 to July 25)				
Week	First Doses	Second Doses	Third Doses	Total Weekly Doses
6/27/22 - 7/03/22	55	18	136	209
07/05/22 - 7/10/22	61	34	238	333
07/11/22 - 7/17/22	67	40	298	405
07/18/22 - 7/25/22	79	60	281	420
Total Doses	262	152	953	1,367

## COVID-19 Testing Program

Testing is available on Mondays and Thursdays at: Southwest Public Health Center, 6551 Granbury Road, Fort Worth, TX, 76133. For more detailed information, please visit [www.tarrantcounty.com/covidtesting](http://www.tarrantcounty.com/covidtesting).

## Tarrant County Grants

The County has applied for and received several federal and state grants to assist in the response to and recovery from the COVID-19 pandemic. See Appendix A for detailed accounts of grants already received. See Appendix B for lists of grants applied for but not yet awarded. The table below provides a broad overview of the financial data included in the appendices.

Category	Total	Encumbered or Spent
Coronavirus Relief Fund (CRF)	\$209,816,857	\$209,816,857
American Rescue Plan Act (ARPA) – First Tranche	\$204,194,446	\$98,111,793
Funding Awarded from Agencies (Accepted in Court)	\$126,071,851	\$57,027,678
Grants Awarded (Not Yet Accepted in Court)	\$2,439,461	\$27,569,496
Applications Submitted (Not Yet Awarded)	\$7,400,000	-
<b>TOTAL</b>	<b>\$549,922,615</b>	<b>\$392,525,824</b>

## Other Recovery Updates

### Small Business

- The Tarrant County Small Business Workforce Recovery Grant program opened to applications on Monday, July 11 at noon and will run through August 31 at 5:00 p.m. or until all funds are awarded. Staff will provide weekly updates to Commissioners Court.

### Childcare

- Staff is working with Child Care Associates to finalize a contract for the \$45 million program for childcare in Tarrant County.

### Housing

- Staff and stakeholders have worked over several months to determine best uses of the \$32.5 million allocated for affordable and/or supportive housing in Tarrant County. Staff plans to present recommendations to Commissioners Court on August 9.

### Innovative Emergency Management (IEM)

- IEM continues to work with staff on Phase 3 of Tarrant County's ARPA-FRF Program. Current activities include: Small Business and Community Programs; Compliance and Monitoring; and Public-Facing Reporting.
- IEM is working to finalize the After Action Report for Tarrant County's response to the COVID-19 pandemic. IEM plans to present the report to Commissioners Court on August 9.

## Appendix A: Grants Received

Funding Awarded- Grants Received from Agencies and Accepted by Commissioner's Court				
Grant Description	County Dept	Awarded	Encumbered or Spent	Funds Received
DHHS/HRSA-RW HIV/AIDS Part A COVID-19 Response**	Administrator-HIV	\$272,626	\$272,626	\$272,626
DHHS/HRSA-RW HIV/AIDS Part C COVID-19 Response**	Administrator-HIV	\$137,744	\$124,279	\$124,279
DHHS/HRSA-RW HIV/AIDS Part D COVID-19 Response**	Administrator-HIV	\$37,633	\$36,492	\$36,492
DSHS - HOWPA**	Administrator-HIV	\$25,000	\$25,000	\$25,000
DSHS WIC - COVID Funding Allocation**	Public Health	\$43,084	\$42,714	\$42,714
DSHS-CPS - COVID-19	Public Health	\$559,225	\$542,881	\$503,493
DSHS-CPS - COVID-19	Public Health	\$3,013,997	\$2,958,436	\$2,755,569
DSHS-IDCU/COVID-19	Public Health	\$6,254,460	\$2,659,055	\$2,349,940
DSHS COVID-19 Vaccination Projects Round 3	Public Health	\$12,349,513	\$3,170,498	\$1,499,972
UNTHSC-Knowledge-to-Action COVID-19***	Public Health	\$44,000	\$38,484	\$38,484
CDC National Initiative to Address COVID-19 Health Disparities	Public Health	\$27,241,785	\$11,682,952	\$6,927,793
DSHS CDC Co-Ag: Public Health Workforce Funding	Public Health	\$1,500,000	\$231,190	\$46,592
DSHS COVID-19 Vaccination Projects Round 4	Public Health	\$14,666,303	\$849,787	\$72,664
CJD-BJA Coronavirus Emergency Supp Funding Program**	Budget/Sheriff	\$4,166,506	\$4,166,506	\$4,166,506
HUD CDBG-CARES	Community Dev.	\$6,430,388	\$2,071,870	\$1,024,516
HUD Emergency Solutions Grant (ESG)-CARES	Community Dev.	\$3,578,786	\$3,268,758	\$2,248,613
HUD HOPWA-CARES	Community Dev.	\$106,043	\$99,954	\$4,195
TDHCA CDBG TERAP	Community Dev.	\$1,150,787	\$124,431	\$124,431
TDHCA Emergency Solution Grant (ESG)-CARES	Community Dev.	\$2,000,000	\$0	\$0
TREASURY -Emergency Rental Assistance 1*	Budget/Admin	\$9,281,300	\$9,281,300	\$9,281,300

TREASURY -Emergency Rental Assistance 2*	Budget/Admin	\$26,407,662	\$10,144,659	\$18,485,363
BJA Coronavirus Emergency Supp Funding Pgm **	Budget/Sheriff	\$58,008	\$57,983	\$57,983
HAVA 2020 CARES ACT - (20% Match Required)*	Elections	\$1,764,171	\$1,764,171	\$1,764,171
Center for Tech and Civil Life*	Elections	\$1,678,523	\$1,666,771	\$1,666,771
HUD-Section 8 - Emergency Housing Voucher Program (HAP)	Housing	\$747,276	\$444,827	\$547,330
HUD-CARES Act Funding for Section-8*	Housing	\$929,650	\$907,610	\$929,650
HUD-CARES Act Funding for Mainstream Voucher Program*	Housing	\$229,322	\$192,056	\$117,063
HUD-HCV CARES FUNDS ACT (HAP) Funding for Section-8	Housing	\$980,868	-	\$980,868
HUD-Section 8 - Emergency Housing Voucher Program (Preliminary Fees)	Housing	\$34,000	\$28,760	-
HUD-Section 8 - Emergency Housing Voucher Program (Service Fees)	Housing	\$297,500	\$117,461	-
HUD-Section 8 - Emergency Housing Voucher Program (Administrative Fees)	Housing	\$85,692	\$56,167	\$28,569
<b>Total</b>		<b>\$126,071,851</b>	<b>\$57,027,678</b>	<b>\$56,122,950</b>

\*Note: Grant funds were received in advance.

\*\*Note: Completed and all funds have been received.



## Appendix B: Grants Not Yet Awarded

### Grants Awarded by Agencies, Not Yet Accepted by Commissioners Court

Grant Description	County Dept	Awarded	Encumbered or Spent	Funds Received
FEMA – COVID 2020 (3/1/20 – 6/3/20)	Budget	\$2,439,461	\$2,439,461	\$2,439,461
FEMA – COVID 2020 (9/15/20 – 12/31/20)	Budget	-	\$130,034	-
FEMA – VACCINATION (2/9/21– 12/31/21)	Budget	-	\$25,000,000	-
Total Funds Expected to be Accepted		\$2,439,461	\$27,569,496	\$2,439,461

### Applications Submitted- Not Yet Awarded by Agency

Grant Description	County Dept	Awarded	Encumbered or Spent	Funds Received
DSHS Advancing Health Literacy	Public Health	\$4,000,000	-	-
NACCHO COVID-19 Prevention & Mitigation Strategies	Public Health	\$175,000	-	-
NACCHO Building Local Operational Capacity for COVID-19	Public Health	\$100,000	-	-
CDC Closing the Gap with Social Determinants	Public Health	\$125,000	-	-
CDC Community Health Workers & Resilient Communities	Public Health	\$3,000,000	-	-
Total Funds Requested		\$7,400,000	-	-