



TARRANT COUNTY COVID-19 RECOVERY REPORT

WEEKLY OVERVIEW

SUMMARY

REPORT DATE	REPORTING PERIOD
08/31/2021	August 23rd to August 29th

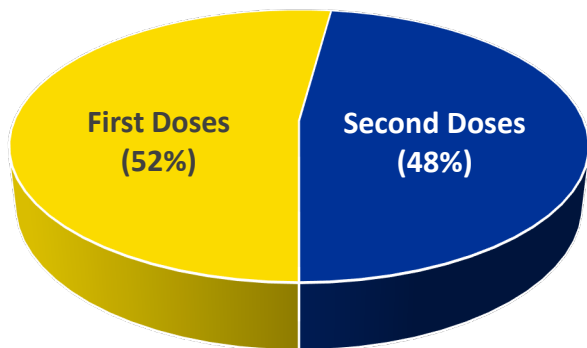
The Tarrant County COVID-19 Recovery Report provides relevant programmatic data and information on COVID-related programs currently administered by the County including the **COVID-19 Vaccination Program** and the **Tarrant County Emergency Rental Assistance Program (ERAP)**. Additional programmatic information will be provided as new programs are implemented. Information related to grant funding applications and awards is also provided herein. The Tarrant County COVID-19 Recovery Report is provided to the Commissioners Court and the public every Tuesday.

COVID-19 VACCINATION PROGRAM

Tarrant County's COVID-19 Vaccination Program has transitioned from centralized mass vaccination sites to mobile pop-up sites as the main distribution mechanism for COVID-19 vaccinations. In the section below, you will find tables and graphs to illustrate Tarrant County vaccination trends. See **Appendix B** for a breakdown of daily vaccination data and a schedule of pop-up sites. Since its inception at the end of December 2020, the County's vaccination efforts have produced the following results:

TCPH Vaccine Distribution Breakdown (Dec 2020 to Present)

Total Doses: 426,430



■ First Doses ■ Second Doses

Dose Type	# of Doses Directly Administered by TCPPH
First Doses	222,176
Second Doses	203,945
Total Doses	426,430

TCPH Vaccination Doses by Week (Aug 2nd to Aug 29th)

Week	First Doses	Second Doses	Total Doses Per Week
August 2nd to August 8th	984	308	1292
August 9th to August 15th	1148	429	1577
August 16th to August 22nd	733	431	1164
August 23rd to August 29th	394	230	624
Total Doses (8/2 to 8/29)	3259	1398	4657

Figure 1. Table detailing the number of first, second, and total COVID-19 vaccine doses administered over the preceding four (4) weeks. Most recent data may not be complete due to a lag in weekly reporting.

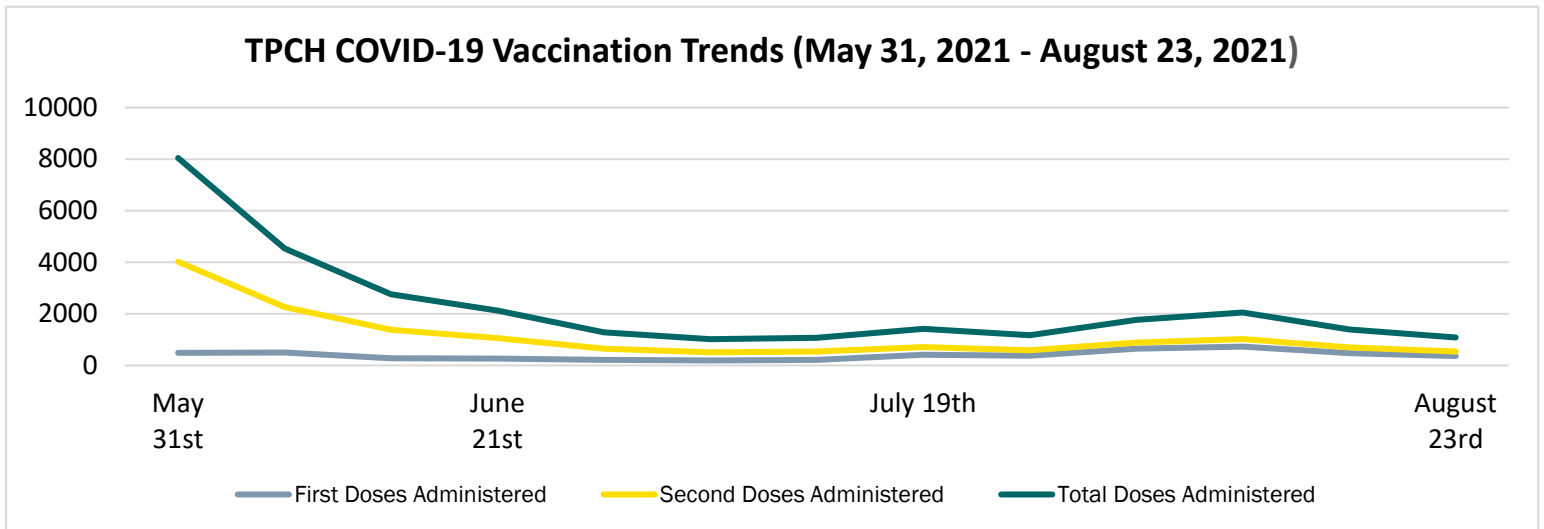


Figure 2. First dose, second dose, and total COVID-19 vaccination trends over the preceding three-month period. Most recent data may not be complete due to a lag in reporting.

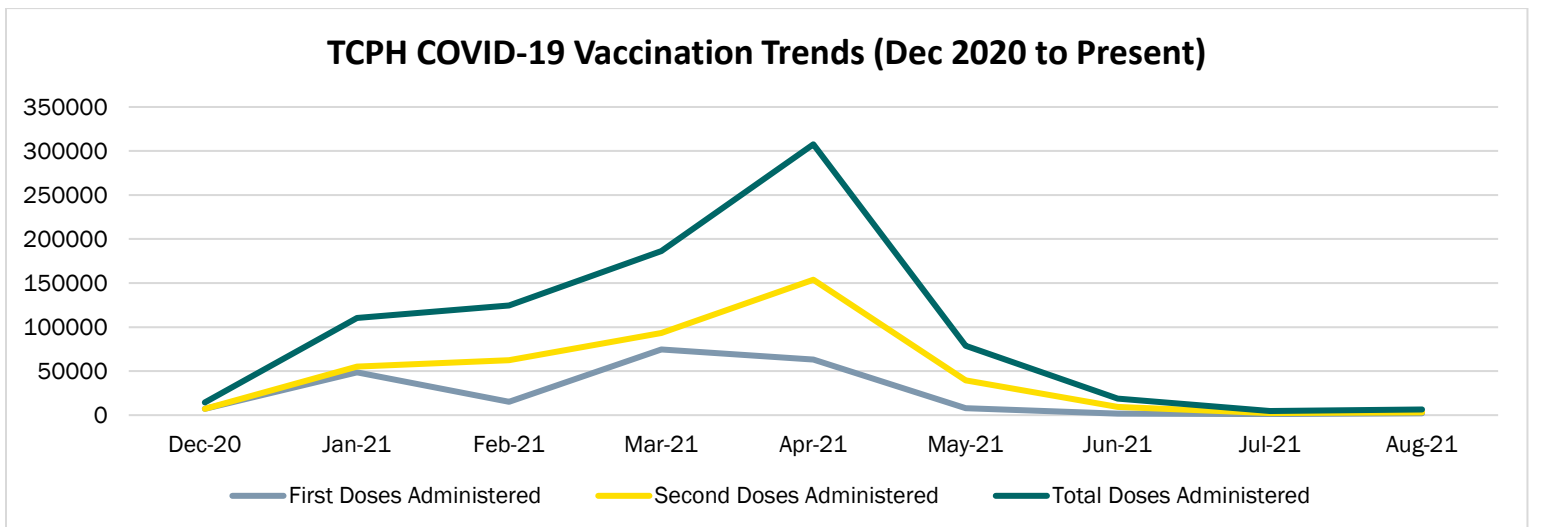


Figure 3. First dose, second dose, and total COVID-19 vaccination trends since the inception of the COVID-19 vaccination program.

EMERGENCY RENTAL ASSISTANCE PROGRAM (ERAP)

Programmatic data for the Tarrant County Emergency Rental Assistance Program (ERAP) is detailed below.

Data as of 08/30/21.

APPLICATION STATUS	TOTAL	
Applications in Progress	1,401	
Applications Under Review	103	
Ineligible Applications (Area & Income)	480	
Applications Approved	522	
TOTAL	2,506	
FUNDING STATUS	TOTAL PAYMENTS	
Total Paid to Date	502	\$ 3,945,131.60
Total Pending Court Approval	0	\$ 0
Total Pending Review/Follow-up by AO	0	\$ 0

COUNTY GRANTS UPDATE

The County has applied for and received several federal and state grants to assist in the response to and recovery from the COVID-19 pandemic and its negative effects. See **Appendix A** for a table detailing grant descriptions, respective department, and relevant accounting metrics. Additionally, **Appendix A (cont.)** includes a table detailing the notices of grant funding and applications. The table below provides a broad overview of the information included in the appendices.

CATEGORY	TOTAL	SPENT AND ENCUMBERED
Coronavirus Relief Fund (CRF)	\$ 219,052,584	\$ 219,052,584
American Rescue Plan Act (ARPA) – First Tranche	\$ 204,194,446	-
Funding Awarded from Agencies (Accepted in Court)	\$ 121,334,778	\$ 22,158,449
Grants Awarded (Not Yet Accepted in Court)	\$ 27,571,002	\$ 27,571,002
Applications Submitted (Not Yet Awarded)	\$ 24,878,273	-
TOTAL	\$ 597,031,083	\$ 268,782,035

INNOVATIVE EMERGENCY MANAGEMENT (IEM) UPDATE

Updates for August 19-25, 2021

- IEM is focusing resource assessment research on federal programs. IEM has consolidated information about federal grant program objectives, eligible uses/application, and timeframes from the following federal agencies: U.S. Department of the Treasury, the U.S. Small Business Administration, the U.S. Economic Development Administration, the U.S. Department of Health and Human Services, and the U.S. Department of Education.
- IEM has scheduled 24 interviews with community organizations and stakeholders. To date, we've heard the following topics identified as pressing priorities:
 - Mental Health for the whole community – including impacts to minors as a result of COVID-19
 - Support services (childcare, transportation, food, and housing security) for students
 - Workforce Development for current and future workers

Scheduled Interviews with Community Stakeholders

Stakeholder	Agency	Central Time
Wayne Carson	ACH Child and Family Services	August 24, 2021 4:00PM
Mayor Oscar Trevino	North Richland Hills Mayor	August 25, 2021 2:00PM
Chancellor Eugene Giovannini	Chancellor Tarrant County College	August 26, 2021 9:00AM
Deb McNamara	Interim President CEO Catholic Charities FW	August 27, 2021 1:00PM
Kara Waddell	President and CEO, Child Care Associates	August 27, 2021 11:30AM
Trey Yelverton	City Manager, Arlington	August 27, 2021 8:15AM
Vicki Niedermayer	Helping Restore Ability	August 27, 2021 9:30AM
Tobi Jackson	FWISD School Board President	August 30, 2021 9:00AM
Dr. Marcelo Cavazos	AISD Superintendent	August 30, 2021 3:30PM
Kathryn Jacob	President/CEO Safe Haven of Tarrant County	August 31, 2021 11:00AM
Kathryn Arnold	Pathfinders	August 31, 2021 2:00PM
Michelle Kennedy	Trinity Habitat for Humanity	September 1, 2021 9:00AM
Susan Garnett	CEO, MHMR of Tarrant County	September 1, 2021 Noon
Pete Geren	Sid Richardson Foundation	September 1, 2021 2:00PM
Robert Earley	President and CEO of JPS Health Network	September 3, 2021 11:00AM
Lauren King	Tarrant County Homeless Coalition	September 3, 2021 8:00AM
Gerrie Whitaker	CEO North Texas Area Community Health Centers	September 3, 2021 9:30AM
Carla Jutson	Meals on Wheels of Tarrant County	September 7, 2021 10:00AM
Barclay Berdan	CEO Texas Health	September 8, 2021 9:00AM
Chief Crowson	Arlington Fire Chief	September 10, 2021 9:30AM
Laura Hilgart	President CEO The womens Center	September 15, 2021 2:00PM
Julie Butner	Tarrant Area Food Bank	September 16, 2021 2:00PM
Mayor Parker	Fort Worth Mayor	September 17, 2021 2:00PM
Michelle Kennedy	Trinity Habitat for Humanity	September 1, 2021 9:00AM

Action Items

- Focus Groups: IEM has begun contacting participants for the equity and inclusion advisory group and will make recommendations for scheduling of additional focus groups in October.

Stakeholder Meetings

- Aug 30 – Sept 3, 2021
 - **Aug. 30, 2021 at 11:30am:** Community Service Working Group (Katie in-person)
 - **Sept. 2, 2021 at 8:00am:** Mental Health Connection (Katie in-person)
- Sept 6-10, 2021
 - **September 8, 2021 at 10:00am:** Commissioner Allen Latino Leaders Meeting (Katie/Angel virtual)

APPENDIX A

Funding Awarded – Grant Awards Received from Agencies (Accepted in Court)

Grant Description	County Dept	Awarded	Spent and Encumbered	Funds Received
DHHS/HRSA-RW-AIDS Part A COVID-19 Response	Administrator-HIV	\$ 272,626	\$ 255,978	\$ 249,811
DHHS/HRSA-RW-AIDS Part C COVID-19 Response	Administrator-HIV	\$ 137,744	\$ 107,678	\$ 75,025
DHHS/HRSA-RW-AIDS Part D COVID-19 Response	Administrator-HIV	\$ 37,633	\$ 34,950	\$ 32,025
DSHS – HOWPA**	Administrator-HIV	\$ 25,000	\$ 25,000	\$ 25,000
DSHS WIC – COVID-19 Funding Allocation**	Public Health	\$ 43,084	\$ 42,714	\$ 42,714
DSHS-CPS – COVID-19	Public Health	\$ 559,225	\$ 505,757	\$ 464,158
DSHS-CPS – COVID-19	Public Health	\$ 3,013,997	\$ 2,194,629	\$ 1,812,805
DSHS-CPS – COVID-19	Public Health	\$ 2,329,576	\$ 1,161,626	\$ 898,195
DSHS COVID-19 Vaccination Projects	Public Health	\$ 12,349,513	\$ 1,115,740	\$ -
UNTHSC – Knowledge-to-Action COVID-19	Public Health	\$ 44,000	\$ 44,000	\$ -
CDC National Initiative to Address COVID-19 Health Disparities	Public Health	\$ 27,241,785	\$ 529,692	\$ -
DSHS CDC Co-Ag: Public Health Workforce Funding	Public Health	\$ 1,500,000	\$ -	\$ -
CJD-BJA Coronavirus Emergency Supp Funding Program	Budget/Sheriff	\$ 4,166,506	\$ 4,166,506	\$ 4,166,506
HUD CDBG – CARES	Community Dev.	\$ 6,430,388	\$ 426,501	\$ 112,407
HUD Emergency Solutions Grant (ESG) – CARES	Community Dev.	\$ 3,578,786	\$ 2,227,097	\$ 660,699
HUD HOPWA – CARES	Community Dev.	\$ 106,043	\$ 101,754	\$ 4,195
TDHCA CDBG TERAP	Community Dev.	\$ 1,150,787	\$ 124,431	\$ -
TDHCA Emergency Solutions Grant (ESG) -- CARES	Community Dev.	\$ 2,000,000	\$ -	\$ -
TREASURY – Emergency Rental Assistance 1*	Budget/Admin	\$ 24,281,300	\$ 4,535,422	\$ 24,281,300
TREASURY – Emergency Rental Assistance 2*	Budget/Admin	\$ 26,407,662	\$ 1,607	\$ 10,563,065
BJA Coronavirus Emergency Supp Funding Prgm	Budget/Sheriff	\$ 58,008	\$ 58,007	\$ 57,995
HAVA 2020 CARES Act – (20% Match Required)*	Elections	\$ 1,764,171	\$ 1,764,171	\$ 1,764,171
Center for Tech and Civic Life*	Elections	\$ 1,678,523	\$ 1,607,850	\$ 1,678,523
HUD—CARES Act Funding for Section-8*	Housing	\$ 1,929,099	\$ 1,047,901	\$ 1,929,099
HUD—CARES Act Funding for Mainstream Voucher Program*	Housing	\$ 229,322	\$ 79,438	\$ 136,702
TOTAL		\$ 121,334,778	\$ 22,158,449	\$ 48,954,397

*Note: Grant funds were received in advance.

**Note: Completed and all funds have been received.

APPENDIX A (cont.)

Grant Description	County Dept	Awarded	Spent and Encumbered	Funds Received
FEMA – COVID 2020 (3/1/20 – 6/3/20)	Budget	\$ 2,439,465	\$ 2,439,465	\$ 2,439,465
FEMA – COVID 2020 (9/15/20 – 12/31/20)	Budget	\$ 131,536	\$ 131,536	0
FEMA – VACCINATION (2/9/21– 12/31/21)	Budget	\$ 25,000,000	\$ 25,000,000	0
TOTAL FUNDS EXPECTED TO BE ACCEPTED		\$ 27,571,002	\$ 27,571,002	\$ 2,439,465

Applications Submitted – Not Yet Awarded by Agency

Grant Description	County Dept	Awarded	Spent and Encumbered	Funds Received
DSHS Advancing Health Literacy	Public Health	\$ 4,000,000	\$ -	\$ -
CDC Community Health Workers & Resilient Communities	Public Health	\$ 3,000,000	\$ -	\$ -
NACCHO COVID-19 Prevention & Mitigation Strategies	Public Health	\$ 175,000	\$ -	\$ -
CDC Closing the Gap with Social Determinants	Public Health	\$ 125,000	\$ -	\$ -
DSHS IDCU/COVID-19 Additional Funds Awarded	Public Health	\$ 2,911,970	\$ -	\$ -
DSHS COVID-19 Immunizations Round 4	Public Health	\$ 14,666,303	\$ -	\$ -
TOTAL FUNDS REQUESTED		\$ 24,878,273	\$ -	\$ -

APPENDIX B

Monday, August 30	Tuesday, August 31	Wednesday, September 1	Thursday, September 2	Friday, September 3	Saturday, September 4	Sunday, September 5
Bagsby-Williams 8AM to Noon	Hurst Fire Station 10AM to 6PM	N/A	Tarrant County Wellness Event at the Family Law Center 9AM to 1PM	Sundance Square 11AM to 8PM	Gaylord Texan <i>Second Doses</i> 1PM to 5PM	N/A
La Gran Plaza 10PM to 6PM						

The above calendar details the date and time frames for TCPH pop-up vaccination sites from Monday, August 30th to Sunday, September 5th. Additional information on vaccination sites and appointments can be found at [TarrantCountyStrong.com](https://www.tarrantcountytx.gov/health-services/immunization). Private sites are not shown.

APPENDIX B (CONT.)

TCPH Vaccination Site Doses Administered (August 16th to August 22nd)

Site	Monday, August 23	Tuesday, August 24	Wednesday, August 25	Thursday, August 26	Friday, August 27	Saturday, August 28	Sunday, August 29	Total Per Day
Arlington Medical Unit	81	Closed	Closed	Closed	Closed	Closed	Closed	81
TCPH Northwest	5	10	10	13	6	16	Closed	60
Hurst Fire Station (Pop Up)	Closed	110	Closed	Closed	Closed	Closed	Closed	110
Sundance Square (Pop Up)	Closed	Closed	Closed	Closed	206	Closed	Closed	206
Bagsby-Williams (Pop Up)	7	Closed	Closed	Closed	Closed	14	Closed	21
La Gran Plaza	Closed	Closed	Closed	Closed	Closed	47	Closed	47
Ridgmar Mall H&M (Pop Up)	51	53	36	44	47	52	Closed	283
Tarrant County Wellness Event (Pop Up)	Closed	7	Closed	Closed	Closed	Closed	Closed	7
Rent the Runway (Pop Up)	Closed	16	Closed	Closed	Closed	Closed	Closed	16
JPS Outreach Hep A + COVID-19- Trueworth (Pop Up)	Closed	Closed	Closed	8	Closed	Closed	Closed	8
Castleberry ISD High School (Pop Up)	Closed	Closed	Closed	Closed	20	Closed	Closed	20
Castleberry ISD Jr High (Pop Up)	Closed	Closed	Closed	Closed	33	Closed	Closed	33
Fort Worth ISD (Pop Up)	Closed	Closed	Closed	Closed	Closed	55	Closed	55
Beautiful Feet Ministries (Pop Up)	Closed	Closed	3	Closed	Closed	Closed	Closed	3
Total Per Site	144	196	49	65	312	184	0	950

The above table provides detailed information regarding the number of COVID-19 vaccines administered at various partnership sites and pop-up sites over the preceding week