



# TARRANT COUNTY COVID-19 RECOVERY REPORT

## WEEKLY OVERVIEW

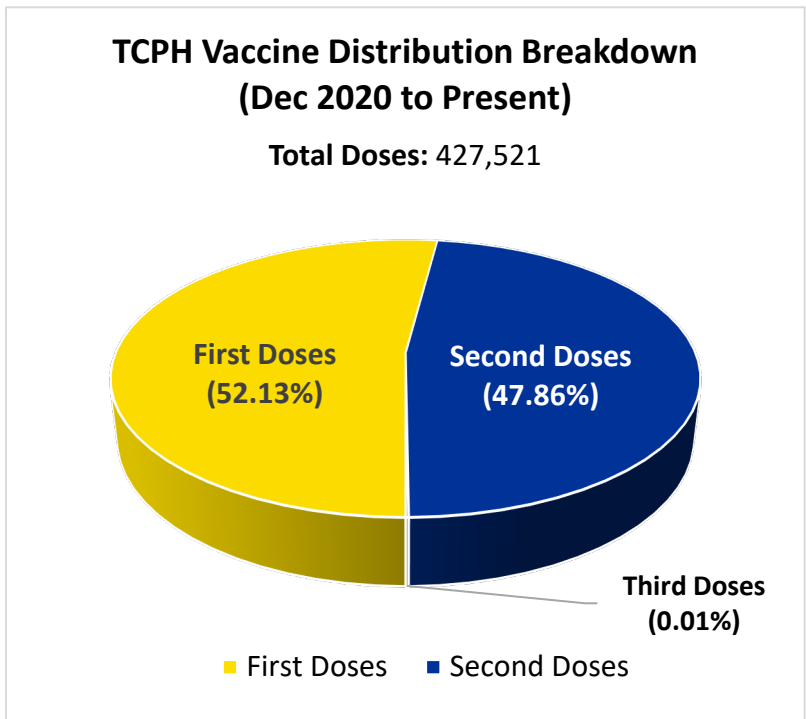
### SUMMARY

REPORT DATE	REPORTING PERIOD
09/14/2021	September 6th to September 12th

The Tarrant County COVID-19 Recovery Report provides relevant programmatic data and information on COVID-related programs currently administered by the County including the **COVID-19 Vaccination Program** and the **Tarrant County Emergency Rental Assistance Program (ERAP)**. Additional programmatic information will be provided as new programs are implemented. Information related to grant funding applications and awards is also provided herein. The Tarrant County COVID-19 Recovery Report is provided to the Commissioners Court and the public every Tuesday.

### TARRANT COUNTY PUBLIC HEALTH (TCPH) COVID-19 VACCINATION PROGRAM

Tarrant County's COVID-19 Vaccination Program has transitioned from centralized mass vaccination sites to mobile pop-up sites as the main distribution mechanism for COVID-19 vaccinations. In the section below, you will find tables and graphs to illustrate Tarrant County vaccination trends; however, please note that some of the data below displays doses *directly* administered by TCPH and does not reflect the total number of vaccinations administered by contractual and clinical partners. See **Appendix A** for a breakdown of daily vaccination data and a schedule of pop-up sites. Since its inception at the end of December 2020, the County's vaccination efforts have produced the following results:



Dose Type	# of Doses Directly Administered by TCPH
First Doses	222,608
Second Doses	204,323
Third Doses	590
<b>Total Doses</b>	<b>427,521</b>
<b>Total Vaccinations Administered in Tarrant Co. (TCPH, Clinical)</b>	
<b>2,409,004</b>	
<b>Fully Vaccinated Individuals in Tarrant Co.</b>	
<b>969,977</b>	

## TCPH Vaccination Doses by Week (Aug 16th to Sept 12th)

Week	First Doses	Second Doses	Third Doses	Total Doses Per Week
August 16th to August 22nd	478	217	43	738
August 23rd to August 29th	358	185	265	808
August 30th to Sept 5th	169	180	155	504
Sept 6th to Sept 12th	296	222	127	645
<b>Total Doses (8/16 to 9/12)</b>	<b>1301</b>	<b>804</b>	<b>590</b>	<b>2696</b>

Figure 1. Table detailing the number of first, second, and total COVID-19 vaccine doses administered over the preceding four (4) weeks. Most recent data may not be complete due to a lag in weekly reporting.

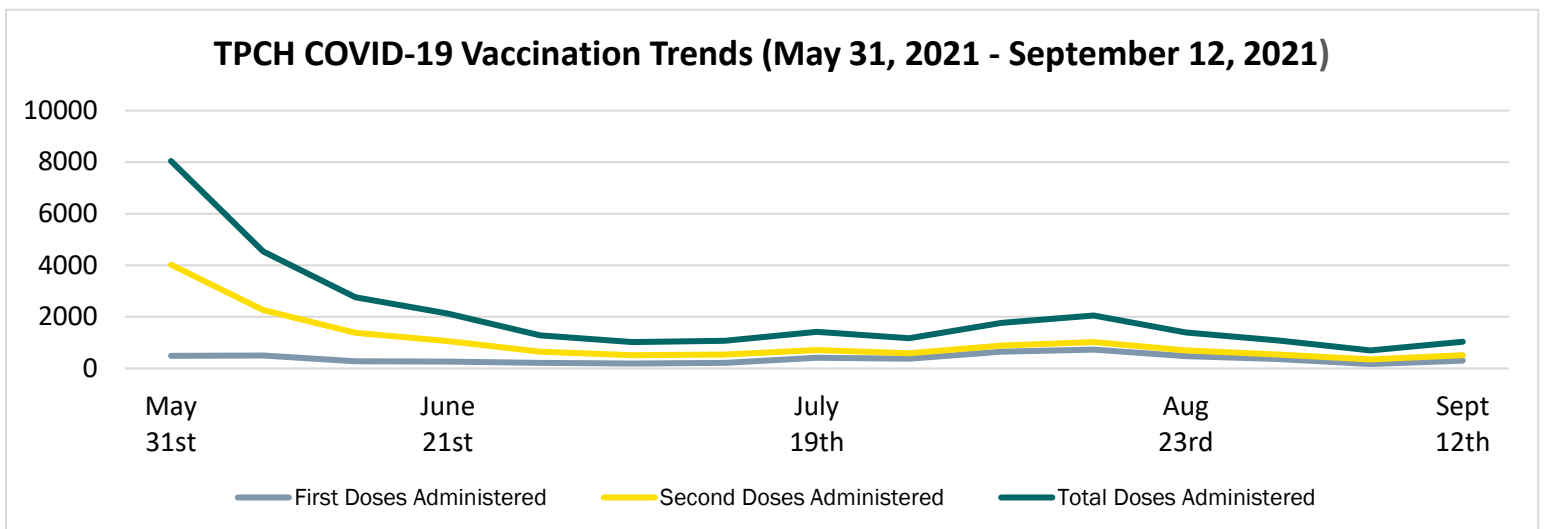


Figure 2. First dose, second dose, and total COVID-19 vaccination trends over the preceding three-month period. Most recent data may not be complete due to a lag in reporting.

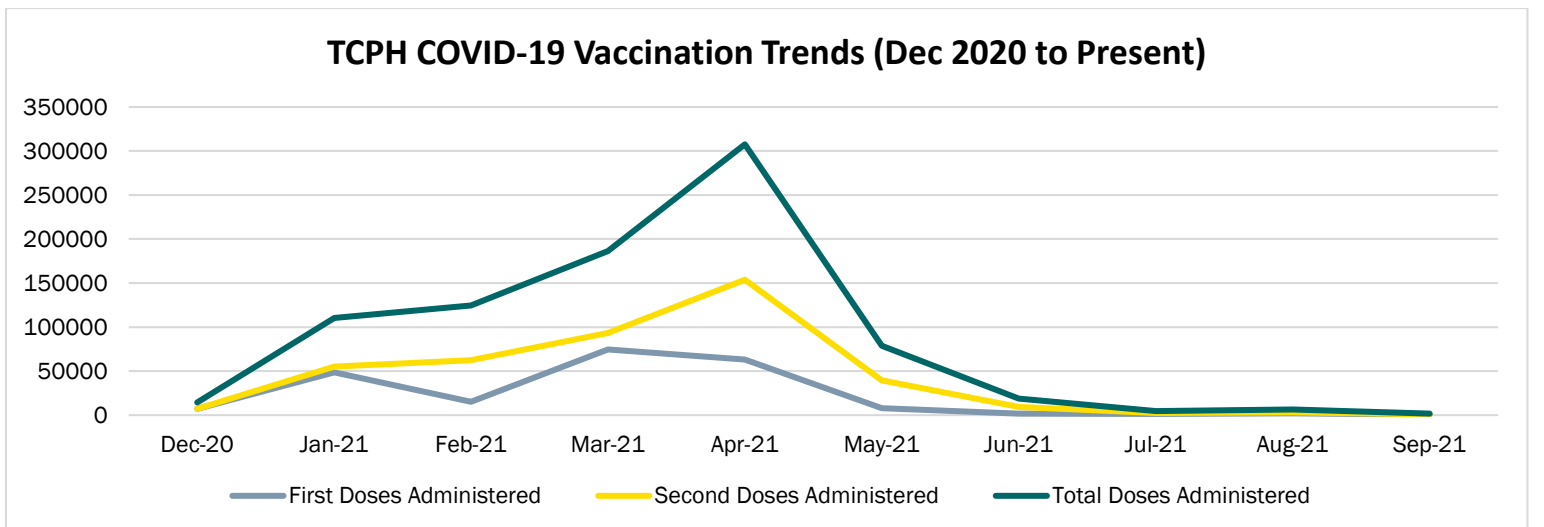


Figure 3. First dose, second dose, and total COVID-19 vaccination trends since the inception of the COVID-19 vaccination program.

## EMERGENCY RENTAL ASSISTANCE PROGRAM (ERAP)

Programmatic data for the **Tarrant County Emergency Rental Assistance Program (ERAP)** is detailed below.

Data as of 9/13/21.

APPLICATION STATUS	TOTAL	
Applications in Progress	1,551	
Applications Under Review	107	
Ineligible Applications (Area & Income)	515	
Applications Approved	569	
<b>TOTAL</b>	<b>2,742</b>	
FUNDING STATUS	TOTAL PAYMENTS	
Total Paid to Date	569	\$ 4,315,422.76
Total Pending Court Approval	40	\$ 238,827.09
Total Pending Review/Follow-up by AO	0	\$ 0

## EVICTION DIVERSION PROGRAM

Programmatic data for the **Eviction Diversion Program** is detailed below. **Program completed on 8/20/2021.** Data as of 09/13/21.

CATEGORY	TOTAL	
Applications Under Review	0	N/A
Ineligible Applications / Referred to Another Program	49	N/A
Total Paid to Date	16	\$ 123,516.95
Total Pending Court Approval	1	\$ 914.34
Total Pending Review/Follow-up by AO	0	-
<b>TOTAL</b>	<b>66</b>	<b>\$ 124,431.29</b>

## COUNTY GRANTS UPDATE

The County has applied for and received several federal and state grants to assist in the response to and recovery from the COVID-19 pandemic and its negative effects. See **Appendix B** for a table detailing grant descriptions, respective department, and relevant accounting metrics. Additionally, **Appendix B (cont.)** includes a table detailing the notices of grant funding and applications. The table below provides a broad overview of the information included in the appendices.

CATEGORY	TOTAL	ENCUMBERED OR SPENT
Coronavirus Relief Fund (CRF)	\$ 219,052,584	\$ 219,052,584
American Rescue Plan Act (ARPA) – First Tranche	\$ 204,194,446	\$ 18,072,899
Funding Awarded from Agencies (Accepted in Court)	\$ 121,334,778	\$ 23,338,315
Grants Awarded (Not Yet Accepted in Court)	\$ 27,568,608	\$ 27,568,608
Applications Submitted (Not Yet Awarded)	\$ 24,878,273	-
<b>TOTAL</b>	<b>\$ 597,028,668</b>	<b>\$ 288,032,406</b>

## INNOVATIVE EMERGENCY MANAGEMENT (IEM) UPDATE

Weekly update from IEM, the consultant conducting the COVID-19 Needs and Resources Assessment, detailing activities over the preceding week and stakeholder interview statuses.

### Updates for September 2 – September 8, 2021

- Katie McCoy and Angel Roebuck facilitated a meeting with the Latino Leaders to provide do a high-level overview of the project and also touch on some findings of the disproportionate effects of COVID- 19 on the Latin-x community.
- IEM has completed 22 stakeholder interviews and will conduct 5 additional interviews the week of September 13<sup>th</sup>. To date, the following topics have been identified as pressing priorities:
  - Mental Health for the whole community – including impacts to minors as a result of COVID-19
  - Support services (childcare, transportation, food, and housing security) for students
  - Workforce Development for current and future workers
- IEM continues to add information about ARPA-related grants to the resource assessment document.
- IEM is beginning to compile data and information for the Initial Assessment due to Tarrant County on September 30th

### Stakeholder Meetings

- Sept 6 – Sept 10, 2021
  - **September 8, 2021 at 10:00am:** Latino Leaders Meeting
- Sept 13- Sept 16, 2021
  - **September 14, 2021:** Work Session

### Scheduled Interviews with Community Stakeholders

Stakeholder	Agency	Central Time
Wayne Carson	ACH Child and Family Services	August 24, 2021 4:00PM
Mayor Oscar Trevino	North Richland Hills Mayor	August 25, 2021 2:00PM
Chancellor Eugene Giovannini	Chancellor Tarrant County College	August 26, 2021 9:00AM
Deb McNamara	Interim President CEO Catholic Charities FW	August 27, 2021 1:00PM
Kara Waddell	President and CEO, Child Care Associates	August 27, 2021 11:30AM
Trey Yelverton	City Manager, Arlington	August 27, 2021 8:15AM
Vicki Niedermayer	Helping Restore Ability	August 27, 2021 9:30AM
Tobi Jackson	FWISD School Board President	August 30, 2021 9:00AM
Dr. Marcelo Cavazos	AISD Superintendent	August 30, 2021 3:30PM
Kathryn Jacob	President/CEO Safe Haven of Tarrant County	August 31, 2021 11:00AM
Kathryn Arnold	Pathfinders	August 31, 2021 2:00PM
Michelle Kennedy	Trinity Habitat for Humanity	September 1, 2021 9:00AM
Susan Garnett	CEO, MHMR of Tarrant County	September 1, 2021 Noon
Pete Geren	Sid Richardson Foundation	September 1, 2021 2:00PM
Robert Earley	President and CEO of JPS Health Network	September 3, 2021 11:00AM
Gerrie Whitaker	CEO North Texas Area Community Health Centers	September 3, 2021 9:30AM
Carla Jutson	Meals on Wheels of Tarrant County	September 7, 2021 10:00AM
Daphne Barlow-Stigliano	Boys and Girls Club of Fort Worth	September 7, 2021 2
Barclay Berdan	CEO Texas Health	September 8, 2021 9:00AM

Laura Lester	Encore Daycare	September 10, 2021 8:00AM
Chief Crowson	Arlington Fire Chief	September 10, 2021 9:30AM
Lauren King	Tarrant County Homeless Coalition	September 13, 2021 Noon
Julie Evans	Alliance for Children	September 14, 2021 9:00AM
Charlie Campbell	CFO, Hillwood	September 15, 2021 11:00AM
Julie Butner	Tarrant Area Food Bank	September 16, 2021 2:00PM
Mayor Parker	Fort Worth Mayor	September 17, 2021 2:00PM

-- The rest of this page was intentionally left blank--

## APPENDIX A

Monday, September 13	Tuesday, September 14	Wednesday, September 15	Thursday, September 16	Friday, September 17	Saturday, September 18	Sunday, September 19
La Gran Plaza  10AM to 6PM	Hurst Fire Department  10AM to 6PM	N/A	Mount Olive Baptist Church  Noon to 2PM	Sundance Square Pavilion  11AM to 8PM	Hope for Kids Foundation Event // Wheels for Wellness Event**  10AM to 2PM <hr style="width: 50%; margin: 0 auto;"/> St. Jude's Catholic Church  2PM to 6PM	N/A

The above calendar details the date and time frames for several TCPH pop-up vaccination sites from Monday, September 5th to Sunday, September 12th. Additional information on open COVID-19 vaccination sites and hours of operation can be found at [TarrantCountyStrong.com](https://www.tarrantcountystrong.com). Private sites are not shown.

**\*\*Note:** The Hope for Kids Foundation Event and Wheels for Wellness Event are two different locations for pop-up sites with concurrent time frames.

## APPENDIX A (CONT.)

TCPH Vaccination Site Doses Administered (September 6th to September 12th)								
Site	Monday, Sept 6th	Tuesday, Sept 7th	Wednesday, Sept 8th	Thursday, Sept 9th	Friday, Sept 10th	Saturday, Sept 11th	Sunday, Sept 12th	Total Per Day
TCPH Main	Labor Day	11	18	17	17	Closed	Closed	63
TCPH SW/Arlington	Labor Day	5	1	9	10	Closed	3	28
TCPH Northwest	Labor Day	10	8	5	3	Closed	Closed	26
TCPH Watauga	Labor Day	5	8	3	6	Closed	Closed	22
TCPH TB/Refugee	Labor Day	2	5	Closed	Closed	Closed	Closed	7
Hurst Fire Station (Pop Up)	Labor Day	72	Closed	Closed	Closed	Closed	Closed	72
Sundance Square (Pop Up)	Labor Day	Closed	Closed	Closed	150	Closed	Closed	150
Bagsby-Williams (Pop Up)	Labor Day	3	3	1	2	Closed	Closed	9
La Gran Plaza (Pop Up)	Labor Day	Closed	Closed	Closed	Closed	Closed	Closed	0
Tarrant County Wellness Event (Pop Up)	Labor Day	Closed	Closed	1	Closed	Closed	Closed	1
State National Companies (Pop Up)	Labor Day	Closed	29	Closed	Closed	Closed	Closed	29
AlSCO Uniforms (Pop Up)	Labor Day	Closed	29	Closed	Closed	Closed	Closed	29
Lighthouse for the Blind (Pop Up)	Labor Day	10	Closed	Closed	Closed	Closed	Closed	10
Tarrant County Family Law Center (Pop Up)	Labor Day	Closed	Closed	23	Closed	Closed	Closed	23
Lake Como Minister's Alliance (Pop Up)	Labor Day	Closed	Closed	Closed	2	Closed	Closed	2
Everman ISD High School (Pop Up)	Labor Day	Closed	Closed	Closed	75	Closed	Closed	75
Grapevine-Colleyville ISD (Pop Up)	Labor Day	Closed	Closed	Closed	44	Closed	Closed	44
Our Lady of Guadalupe Catholic Church (Pop Up)	Labor Day	Closed	Closed	Closed	Closed	Closed	57	57
Church of God and Saints of Christ (Pop Up)	Labor Day	Closed	Closed	1	Closed	Closed	Closed	1
<b>Total Per Site</b>	<b>Labor Day</b>	<b>118</b>	<b>101</b>	<b>60</b>	<b>309</b>	<b>0</b>	<b>60</b>	<b>648</b>

The above table provides detailed information regarding the number of COVID-19 vaccines administered at various partnership sites and pop-up sites over the preceding week.

## APPENDIX B

### Funding Awarded – Grant Awards Received from Agencies (Accepted in Court)

Grant Description	County Dept	Awarded	Encumbered or Spent	Funds Received
DHHS/HRSA-RW-AIDS Part A COVID-19 Response	Administrator-HIV	\$ 272,626	\$ 255,978	\$ 249,811
DHHS/HRSA-RW-AIDS Part C COVID-19 Response	Administrator-HIV	\$ 137,744	\$ 122,075	\$ 75,025
DHHS/HRSA-RW-AIDS Part D COVID-19 Response	Administrator-HIV	\$ 37,633	\$ 34,950	\$ 32,025
DSHS – HOWPA**	Administrator-HIV	\$ 25,000	\$ 25,000	\$ 25,000
DSHS WIC – COVID-19 Funding Allocation**	Public Health	\$ 43,084	\$ 42,714	\$ 42,714
DSHS-CPS – COVID-19	Public Health	\$ 559,225	\$ 502,822	\$ 476,223
DSHS-CPS – COVID-19	Public Health	\$ 3,013,997	\$ 2,168,640	\$ 1,827,445
DSHS-CPS – COVID-19	Public Health	\$ 2,329,576	\$ 1,184,958	\$ 898,195
DSHS COVID-19 Vaccination Projects	Public Health	\$ 12,349,513	\$ 1,316,133	\$ 19,881
UNTHSC – Knowledge-to-Action COVID-19	Public Health	\$ 44,000	\$ 44,000	\$ 44,000
CDC National Initiative to Address COVID-19 Health Disparities	Public Health	\$ 27,241,785	\$ 1,143,951	-
DSHS CDC Co-Ag: Public Health Workforce Funding	Public Health	\$ 1,500,000	-	-
CJD-BJA Coronavirus Emergency Supp Funding Program	Budget/Sheriff	\$ 4,166,506	\$ 4,166,506	\$ 4,166,506
HUD CDBG – CARES	Community Dev.	\$ 6,430,388	\$ 432,878	\$ 112,407
HUD Emergency Solutions Grant (ESG) – CARES	Community Dev.	\$ 3,578,786	\$ 2,238,059	\$ 660,699
HUD HOPWA – CARES	Community Dev.	\$ 106,043	\$ 101,602	\$ 4,195
TDHCA CDBG TERAP	Community Dev.	\$ 1,150,787	\$ 124,431	-
TDHCA Emergency Solutions Grant (ESG) -- CARES	Community Dev.	\$ 2,000,000	-	-
TREASURY – Emergency Rental Assistance 1*	Budget/Admin	\$ 24,281,300	\$ 4,815,211	\$ 24,281,300
TREASURY – Emergency Rental Assistance 2*	Budget/Admin	\$ 26,407,662	\$ 1,780	\$ 10,563,065
BJA Coronavirus Emergency Supp Funding Prgm	Budget/Sheriff	\$ 58,008	\$ 58,007	\$ 57,995
HAVA 2020 CARES Act – (20% Match Required)*	Elections	\$ 1,764,171	\$ 1,764,171	\$ 1,764,171
Center for Tech and Civic Life*	Elections	\$ 1,678,523	\$ 1,612,953	\$ 1,678,523
HUD—CARES Act Funding for Section-8*	Housing	\$ 1,929,099	\$ 1,101,807	\$ 1,929,099
HUD—CARES Act Funding for Mainstream Voucher Program*	Housing	\$ 229,322	\$ 79,687	\$ 136,702
<b>TOTAL</b>		<b>\$ 121,334,778</b>	<b>\$ 23,338,315</b>	<b>\$ 49,044,984</b>

\*Note: Grant funds were received in advance.

\*\*Note: Completed and all funds have been received.



## APPENDIX B (cont.)

Grant Description	County Dept	Awarded	Encumbered or Spent	Funds Received
FEMA – COVID 2020 (3/1/20 – 6/3/20)	Budget	\$ 2,439,465	\$ 2,439,465	\$ 2,439,465
FEMA – COVID 2020 (9/15/20 – 12/31/20)	Budget	\$ 129,142	\$ 129,142	0
FEMA – VACCINATION (2/9/21– 12/31/21)	Budget	\$ 25,000,000	\$ 25,000,000	0
<b>TOTAL FUNDS EXPECTED TO BE ACCEPTED</b>		<b>\$ 27,568,608</b>	<b>\$ 27,568,608</b>	<b>\$ 2,439,465</b>

### Applications Submitted – Not Yet Awarded by Agency

Grant Description	County Dept	Awarded	Encumbered or Spent	Funds Received
DSHS Advancing Health Literacy	Public Health	\$ 4,000,000	\$ -	\$ -
CDC Community Health Workers & Resilient Communities	Public Health	\$ 3,000,000	\$ -	\$ -
NACCHO COVID-19 Prevention & Mitigation Strategies	Public Health	\$ 175,000	\$ -	\$ -
CDC Closing the Gap with Social Determinants	Public Health	\$ 125,000	\$ -	\$ -
DSHS IDCU/COVID-19 Additional Funds Awarded	Public Health	\$ 2,911,970	\$ -	\$ -
DSHS COVID-19 Immunizations Round 4	Public Health	\$ 14,666,303	\$ -	\$ -
<b>TOTAL FUNDS REQUESTED</b>		<b>\$ 24,878,273</b>	<b>\$ -</b>	<b>\$ -</b>