



TARRANT COUNTY COVID-19 RECOVERY REPORT

WEEKLY OVERVIEW

SUMMARY

REPORT DATE	REPORTING PERIOD
10/05/2021	September 27th to October 3rd

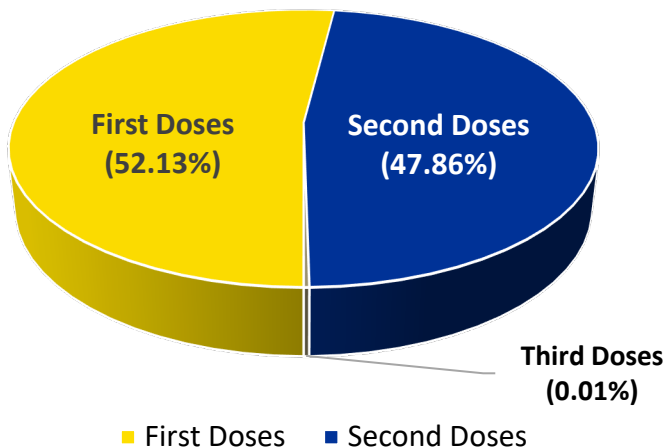
The Tarrant County COVID-19 Recovery Report provides relevant programmatic data and information on COVID-related programs currently administered by the County including the **COVID-19 Vaccination Program** and the **Tarrant County Emergency Rental Assistance Program (ERAP)**. Additional programmatic information will be provided as new programs are implemented. Information related to grant funding applications and awards is also provided herein. The Tarrant County COVID-19 Recovery Report is provided to the Commissioners Court and the public every Tuesday.

TARRANT COUNTY PUBLIC HEALTH (TCPH) COVID-19 VACCINATION PROGRAM

Tarrant County's COVID-19 Vaccination Program has transitioned from centralized mass vaccination sites to mobile pop-up sites as the main distribution mechanism for COVID-19 vaccinations. In the section below, you will find tables and graphs to illustrate Tarrant County vaccination trends; however, please note that some of the data below displays doses *directly* administered by TCPH and does not reflect the total number of vaccinations administered by contractual and clinical partners. See **Appendix A** for a breakdown of daily vaccination data and a schedule of pop-up sites. Since its inception at the end of December 2020, the County's vaccination efforts have produced the following results:

TCPH Vaccine Distribution Breakdown (Dec 2020 to Present)

Total Doses: 428,897



Dose Type	# of Doses Directly Administered by TCPH
First Doses	223,003
Second Doses	204,793
Third Doses	1,101
Total Doses	428,897
Total Vaccinations Administered in Tarrant Co. (TCPH, Clinical)	
2,512,783	
Fully Vaccinated Individuals in Tarrant Co.	
1,019,033	

TCPH Vaccination Doses by Week (Sept 6th to October 3rd)

Week	First Doses	Second Doses	Third Doses	Total Doses Per Week
Sept 6th to Sept 12th	296	222	127	645
Sept 13th to Sept 19th	195	176	99	470
Sept 20th to Sept 26th	144	198	179	521
Sept 27th to Oct 3rd	58	97	230	385
Total Doses (9/6 to 10/03)	693	693	635	2,021

Figure 1. Table detailing the number of first, second, and total COVID-19 vaccine doses administered over the preceding four (4) weeks. Most recent data may not be complete due to a lag in weekly reporting.

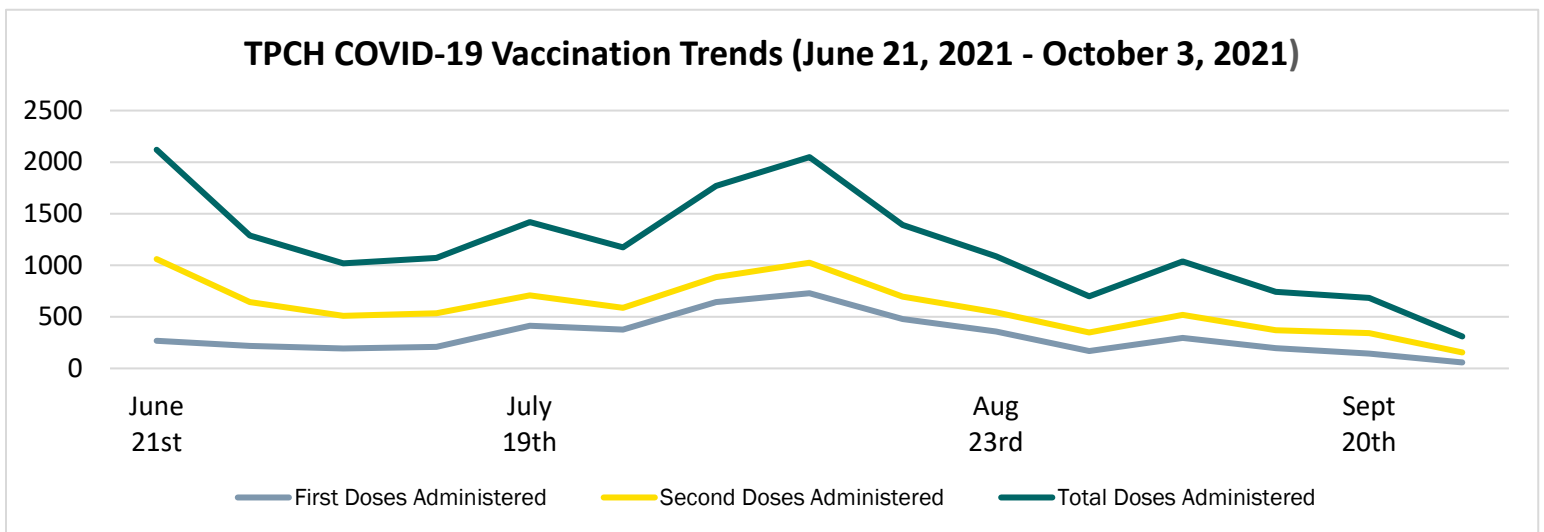


Figure 2. First dose, second dose, and total COVID-19 vaccination trends over the preceding three-month period. Most recent data may not be complete due to a lag in reporting.

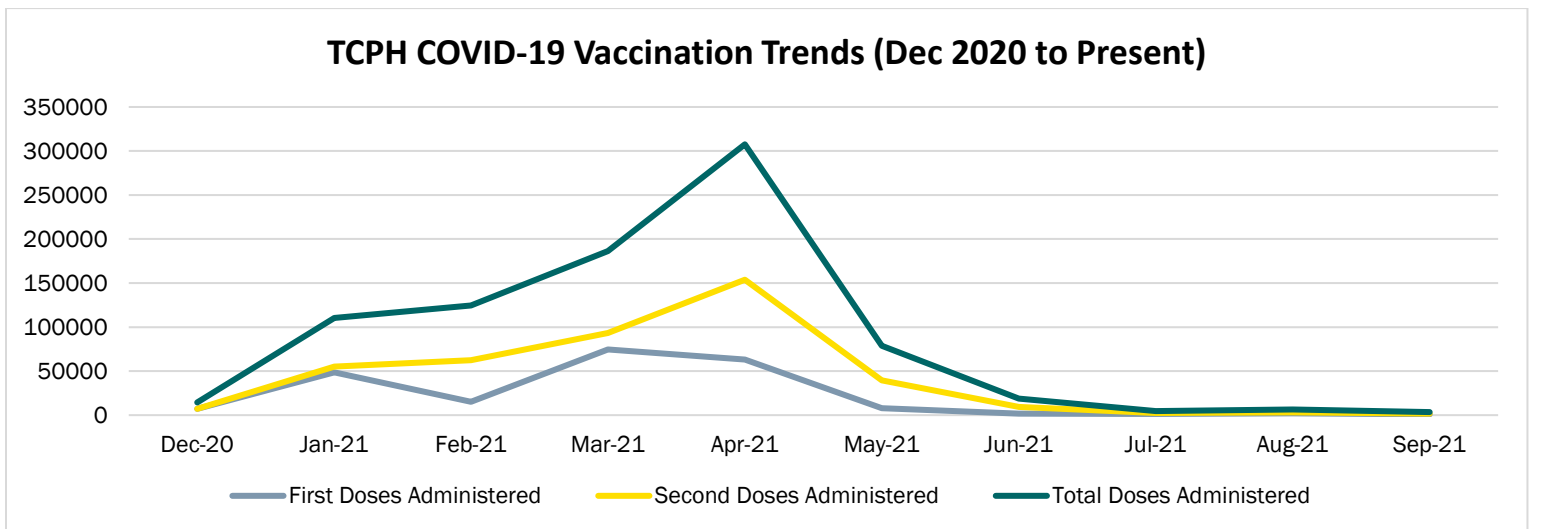


Figure 3. First dose, second dose, and total COVID-19 vaccination trends since the inception of the COVID-19 vaccination program.

EMERGENCY RENTAL ASSISTANCE PROGRAM (ERAP)

Programmatic data for the Tarrant County Emergency Rental Assistance Program (ERAP) is detailed below.

Data as of 10/04/21.

APPLICATION STATUS	TOTAL	
Applications in Progress	1,701	
Applications Under Review	106	
Ineligible Applications (Area & Income)	620	
Paid Households	664	
TOTAL	3,091	
FUNDING STATUS	TOTAL PAYMENTS	
Total Paid to Date	664	5,106,530.18
Total Pending Auditor Approval (10/05/2021)	31	156,732
Total Pending Review/Follow-up by AO	0	\$0
TOTAL	695	\$5,263,262.18

*Number of unique households served

COUNTY GRANTS UPDATE

The County has applied for and received several federal and state grants to assist in the response to and recovery from the COVID-19 pandemic and its negative effects. See **Appendix B** for a table detailing grant descriptions, respective department, and relevant accounting metrics. Additionally, **Appendix B (cont.)** includes a table detailing the notices of grant funding and applications. The table below provides a broad overview of the information included in the appendices.

CATEGORY	TOTAL	ENCUMBERED OR SPENT
Coronavirus Relief Fund (CRF)	\$219,052,584	\$219,052,584
American Rescue Plan Act (ARPA) – First Tranche	\$204,194,446	\$18,072,899
Funding Awarded from Agencies (Accepted in Court)	\$139,925,965	\$25,580,391
Grants Awarded (Not Yet Accepted in Court)	\$25,131,536	\$25,131,536
Applications Submitted (Not Yet Awarded)	\$21,966,303	-
TOTAL	\$610,270,834	\$287,837,410

INNOVATIVE EMERGENCY MANAGEMENT (IEM) UPDATE

Weekly update from IEM, the consultant conducting the COVID-19 Needs and Resources Assessment, detailing activities over the preceding week and stakeholder interview statuses.

Updates for September 23 – September 30, 2021

- Submitted Interim Report to staff for review and feedback. Final version of the Interim Report due October 8th.
- Katie McCoy attended Work session #5B on September 28, 2021 and provided a brief update to the court.
- IEM has completed 30 interviews with identified community organizations and stakeholders with 11 scheduled interviews remaining. To date, the following have been identified as pressing priorities:
 - Mental Health for the whole community – including impacts to minors as a result of COVID-19
 - Support services (childcare, transportation, food and housing security) for students
 - Workforce Development for current and future workers

- Community violence prevention and intervention

Stakeholder Meetings

- Sept 27- Oct 1, 2021
 - 9/28 Work Session

Scheduled Interviews with Community Stakeholders

Stakeholder	Agency	Central Time
Wayne Carson	ACH Child and Family Services	August 24, 2021 4:00PM
Mayor Oscar Trevino	North Richland Hills Mayor/Mayors' Council/TRTC	August 25, 2021 2:00PM
Chancellor Eugene Giovannini	Chancellor Tarrant County College	August 26, 2021 9:00AM
Deb McNamara	Interim President CEO Catholic Charities FW	August 27, 2021 1:00PM
Kara Waddell	President and CEO, Child Care Associates	August 27, 2021 11:30AM
Trey Yelverton	City Manager, Arlington	August 27, 2021 8:15AM
Vicki Niedermayer	Helping Restore Ability	August 27, 2021 9:30AM
Tobi Jackson	FWISD School Board President	August 30, 2021 9:00AM
Dr. Marcelo Cavazos	AISD Superintendent	August 30, 2021 3:30PM
Kathryn Jacob	President/CEO Safe Haven of Tarrant County	August 31, 2021 11:00AM
Kathryn Arnold	Pathfinders	August 31, 2021 2:00PM
Michelle Kennedy	Trinity Habitat for Humanity	September 1, 2021 9:00AM
Susan Garnett	CEO, MHMR of Tarrant County	September 1, 2021 Noon
Pete Geren	Sid Richardson Foundation	September 1, 2021 2:00PM
Robert Earley	President and CEO of JPS Health Network	September 3, 2021 11:00AM
Gerrie Whitaker	CEO North Texas Area Community Health Centers	September 3, 2021 9:30AM
Carla Jutson	Meals on Wheels of Tarrant County	September 7, 2021 10:00AM
Daphne Barlow-Stigliano	Boys and Girls Club of Fort Worth	September 7, 2021 2
Barclay Berdan	CEO Texas Health	September 8, 2021 9:00AM
Laura Lester	Encore Daycare	September 10, 2021 8:00AM
Chief Crowson	Arlington Fire Chief	September 10, 2021 9:30AM
Lauren King	Tarrant County Homeless Coalition	September 13, 2021 Noon
Julie Evans	Alliance for Children	September 14, 2021 9:00AM
Charlie Campbell	CFO, Hillwood	September 15, 2021 11:00AM
Julie Hilgart	Women's Center	September 15, 2021 3:00PM
Julie Butner	Tarrant Area Food Bank	September 16, 2021 2:00PM
Mayor Mattie Parker	Fort Worth Mayor	September 20, 2021 3:30PM
Pastor Rodney W. McIntosh	VIP Fort Worth	September 24, 2021 10:00AM
Dione Sims	Unity Unlimited	October 4, 2021 9:30AM
Mike Brown	YMCAFW	October 4, 2021 12:30PM
Carol Klocek	Center for Transforming Lives	October 5, 2021 9:00AM

Jesse Herrera	COACT	October 5, 2021 10:30AM
Leah King	United Way Tarrant county	October 5, 2021 3:30PM
Andre Johnson	Reentry First Stop Center for Tarrant County	October 6, 2021 1:00PM
Karen Wiley	Arts Council FW	October 8, 2021 9:30AM
Judy McDonald	Workforce Solutions	October 11, 2021 1:00PM
Cindy Hames	Junior Achievement of the Chisholm Trail	October 11, 2021 3:00PM
David Cooke	City Manager , Fort Worth	October 12, 2021 9:30AM
Victor Vandergriff	Tarrant Regional Transportation Coalition	October 13,2021 9:00AM
John Robinson	Carter Foundation	October 13, 2021 10:00AM
Adam Johnson	Northside Inter-Community Agency	October 14, 2021 1:30PM

-- The rest of this page was intentionally left blank--

APPENDIX A

Monday, October 4	Tuesday, October 5	Wednesday, October 6	Thursday, October 7	Friday, October 8	Saturday, October 9	Sunday, October 10
<p>Watauga Community Center</p> <p>8AM to Noon</p> <hr/> <p>La Gran Plaza</p> <p>10AM to 6PM</p>	<p>Hurst Fire Station</p> <p>10AM to 6PM</p>	<p>NRH Fire Station</p> <p>Noon to 6PM</p>	<p>Westlake Fire Dept</p> <p>9 AM to 1PM</p> <hr/> <p>Renovation Community Church</p> <p>1PM to 6PM</p>	<p>Sundance Square Pavilion</p> <p>11AM to 8PM</p> <hr/> <p>HEB ISD Football Game</p> <p>5PM to 7PM</p>	<p>Baker Chapel AME Church</p> <p>9AM to 2PM</p> <hr/> <p>Handley Fest</p> <p>10AM to 3PM</p>	<p>St. Bartholomew's Catholic Church</p> <p>9AM to 3PM</p>

The above calendar details the date and time frames for several TCPH pop-up vaccination sites from Monday, October 4th to Sunday, October 10th. Additional information on open COVID-19 vaccination sites and hours of operation can be found at [TarrantCountyStrong.com](https://www.tarrantcountytx.gov/services/health-and-wellness/covid-19-vaccination.html). Private sites are not shown.

APPENDIX A (CONT.)

TCPH Vaccination Site Doses Administered (September 27th to October 3rd)								
Site	Monday, Sept 27th	Tuesday, Sept 28th	Wednesday, Sept 29th	Thursday, Sept 30th	Friday, Oct 1st	Saturday, Oct 2nd	Sunday, Oct 3rd	Total Per Day
TCPH Main	16	16	36	13	33	Closed	Closed	114
TCPH SW/Arlington	3	Closed	12	10	8	Closed	Closed	33
TCPH Northwest	11	14	6	8	9	Closed	Closed	48
TCPH Watauga	Closed	1	Closed	8	Closed	Closed	Closed	9
TCPH TB/Refugee	1	Closed	Closed	Closed	6	Closed	Closed	7
Hurst Fire Station (Pop Up)	Closed	46	Closed	Closed	Closed	Closed	Closed	46
Sundance Square (Pop Up)	Closed	Closed	Closed	Closed	51	Closed	Closed	51
Bagsby-Williams (Pop Up)	1	2	3	Closed	Closed	Closed	Closed	6
La Gran Plaza (Pop Up)	19	Closed	Closed	Closed	Closed	Closed	Closed	19
Coventry at Cityview (Pop Up)	6	Closed	Closed	Closed	Closed	Closed	Closed	6
Beautiful Feet Ministries (Pop Up)	Closed	Closed	6	Closed	Closed	Closed	Closed	6
Trinity Highway (Pop Up)	Closed	Closed	Closed	Closed	8	Closed	Closed	8
NRH Fire Station 5 (Pop Up)	Closed	Closed	8	Closed	Closed	Closed	Closed	8
Tarrant County Harambee Festival (Pop Up)	Closed	Closed		Closed	Closed	5	Closed	5
Renovation Community Church (Pop Up)	Closed	Closed	Closed	6	Closed	Closed	Closed	6
Walls of Jericho Church (Pop Up)	Closed	Closed	Closed	Closed	Closed	13	Closed	13
Total Per Site	57	79	71	45	115	18	N/A	385

The above table provides detailed information regarding the number of COVID-19 vaccines administered at various partnership sites and pop-up sites over the preceding week.

APPENDIX B

Funding Awarded – Grant Awards Received from Agencies (Accepted in Court)

Grant Description	County Dept	Awarded	Encumbered or Spent	Funds Received
DHHS/HRSA-RW-AIDS Part A COVID-19 Response	Administrator-HIV	\$272,626	\$257,278	\$249,811
DHHS/HRSA-RW-AIDS Part C COVID-19 Response	Administrator-HIV	\$137,744	\$107,678	\$75,025
DHHS/HRSA-RW-AIDS Part D COVID-19 Response	Administrator-HIV	\$37,633	\$34,950	\$31,940
DSHS – HOWPA**	Administrator-HIV	\$25,000	\$25,000	\$25,000
DSHS WIC – COVID-19 Funding Allocation**	Public Health	\$43,084	\$42,714	\$42,714
DSHS-CPS – COVID-19	Public Health	\$559,225	\$520,594	\$476,223
DSHS-CPS – COVID-19	Public Health	\$3,013,997	\$2,182,875	\$1,836,952
DSHS/IDCU - COVID-19	Public Health	\$6,254,460	\$1,211,013	\$898,195
DSHS COVID-19 Vaccination Projects	Public Health	\$27,015,816	\$1,391,516	19881.91
UNTHSC – Knowledge-to-Action COVID-19	Public Health	\$44,000	\$44,000	2880
CDC National Initiative to Address COVID-19 Health Disparities	Public Health	\$27,241,785	\$2,564,248	0
DSHS CDC Co-Ag: Public Health Workforce Funding	Public Health	\$1,500,000	0	0
CJD-BJA Coronavirus Emergency Supp Funding Program	Budget/Sheriff	\$4,166,506	\$4,166,506	\$4,166,506
HUD CDBG – CARES	Community Dev.	\$6,430,388	\$477,713	\$112,407
HUD Emergency Solutions Grant (ESG) – CARES	Community Dev.	\$3,578,786	\$2,275,011	\$660,699
HUD HOPWA – CARES	Community Dev.	\$106,043	\$101,754	\$4,195
TDHCA CDBG TERAP	Community Dev.	\$1,150,787	\$124,431	0
TDHCA Emergency Solutions Grant (ESG) -- CARES	Community Dev.	\$2,000,000	0	0
TREASURY – Emergency Rental Assistance 1*	Budget/Admin	\$24,281,300	\$5,379,827	\$24,281,300
TREASURY – Emergency Rental Assistance 2*	Budget/Admin	\$26,407,662	\$4,015	\$10,563,065
BJA Coronavirus Emergency Supp Funding Prgm	Budget/Sheriff	\$58,008	\$58,007	\$57,995
HAVA 2020 CARES Act – (20% Match Required)*	Elections	\$1,764,171	\$1,764,171	\$1,764,171
Center for Tech and Civic Life*	Elections	\$1,678,523	\$1,607,850	\$1,678,523
HUD—CARES Act Funding for Section-8*	Housing	\$1,929,099	\$1,121,153	\$1,929,099
HUD—CARES Act Funding for Mainstream Voucher Program*	Housing	\$229,322	\$118,086	\$136,702
TOTAL		\$139,925,965	\$25,580,391	\$49,013,286

*Note: Grant funds were received in advance.

**Note: Completed and all funds have been received.

APPENDIX B (cont.)

Grants Awarded -- Not Yet Accepted in Commissioners Court

Grant Description	County Dept	Awarded	Encumbered or Spent	Funds Received
FEMA – COVID 2020 (3/1/20 – 6/3/20)	Budget	\$2,439,465	\$2,439,465.22	\$2,439,465
FEMA – COVID 2020 (9/15/20 – 12/31/20)	Budget	\$131,536	\$131,536	-
FEMA – VACCINATION (2/9/21– 12/31/21)	Budget	\$25,000,000	\$25,000,000	-
TOTAL FUNDS EXPECTED TO BE ACCEPTED		\$27,568,608	\$27,571,002	\$27,571,002

Applications Submitted – Not Yet Awarded by Agency

Grant Description	County Dept	Awarded	Encumbered or Spent	Funds Received
DSHS Advancing Health Literacy	Public Health	\$4,000,000	\$ -	\$ -
NACCHO COVID-19 Prevention & Mitigation Strategies	Public Health	\$175,000	\$ -	\$ -
CDC Closing the Gap with Social Determinants	Public Health	\$125,000	\$ -	\$ -
CDC Community Health Workers & Resilient Communities	Public Health	\$3,000,000	\$ -	\$ -
DSHS COVID-19 Immunizations Round 4	Public Health	\$14,666,303	\$ -	\$ -
TOTAL FUNDS REQUESTED		\$21,966,303	\$ -	\$ -