



TARRANT COUNTY COVID-19 RECOVERY REPORT

WEEKLY OVERVIEW

SUMMARY

REPORT DATE	REPORTING PERIOD
11/09/2021	November 1st to November 7th

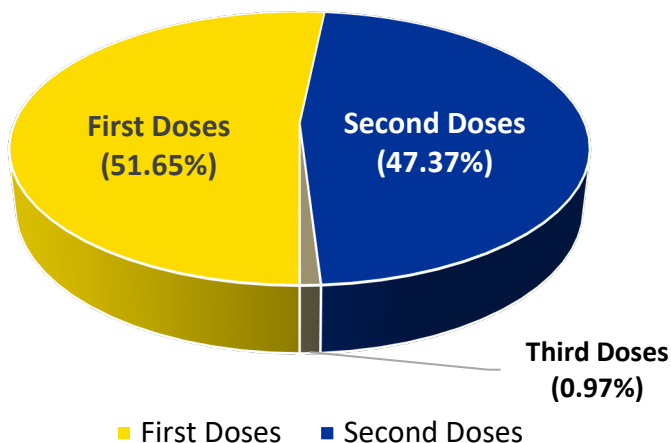
The Tarrant County COVID-19 Recovery Report provides relevant programmatic data and information on COVID-related programs currently administered by the County including the **COVID-19 Vaccination Program** and the **Tarrant County Emergency Rental Assistance Program (ERAP)**. Additional programmatic information will be provided as new programs are implemented. Information related to grant funding applications and awards is also provided herein. The Tarrant County COVID-19 Recovery Report is provided to the Commissioners Court and the public every Tuesday.

TARRANT COUNTY PUBLIC HEALTH (TCPH) COVID-19 VACCINATION PROGRAM

Tarrant County's COVID-19 Vaccination Program has transitioned from centralized mass vaccination sites to mobile pop-up sites as the main distribution mechanism for COVID-19 vaccinations. In the section below, you will find tables and graphs to illustrate Tarrant County vaccination trends; however, please note that some of the data below displays doses *directly* administered by TCPH and does not reflect the total number of vaccinations administered by contractual and clinical partners. See **Appendix A** for a breakdown of daily vaccination data and a schedule of pop-up sites. Since its inception at the end of December 2020, the County's vaccination efforts have produced the following results:

TCPH Vaccine Distribution Breakdown (Dec 2020 to Present)

Total Doses: 433,397



Dose Type	# of Doses Directly Administered by TCPPH
First Doses	223,852
Second Doses	205,317
Third Doses	4,221
Total Doses	433,397
Total Vaccinations Administered in Tarrant Co. (TCPH, Clinical)	
2,714,363	
Fully Vaccinated Individuals in Tarrant Co.	
1,071,720	

TCPH Vaccination Doses by Week (October 4th to November 7th)

Week	First Doses	Second Doses	Third Doses	Total Doses Per Week
Oct 11th to Oct 17th	75	89	272	436
Oct 18th to Oct 24th	138	97	498	733
Oct 25th to Oct 31st	74	115	1196	1385
Nov 1st to Nov 7th	396	112	744	1252
Total Doses (10/11 to 11/7)	683	413	2710	3806

Figure 1. Table detailing the number of first, second, and total COVID-19 vaccine doses administered over the preceding four (4) weeks. Most recent data may not be complete due to a lag in weekly reporting.

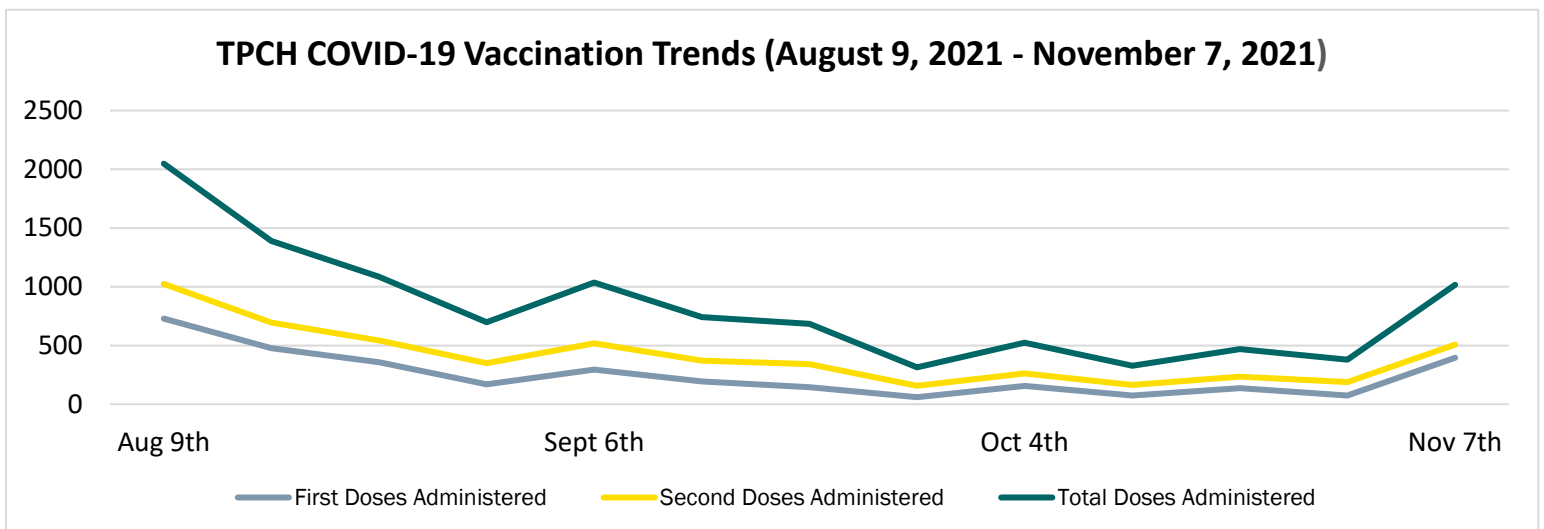


Figure 2. First dose, second dose, and total COVID-19 vaccination trends over the preceding three-month period. Most recent data may not be complete due to a lag in reporting.

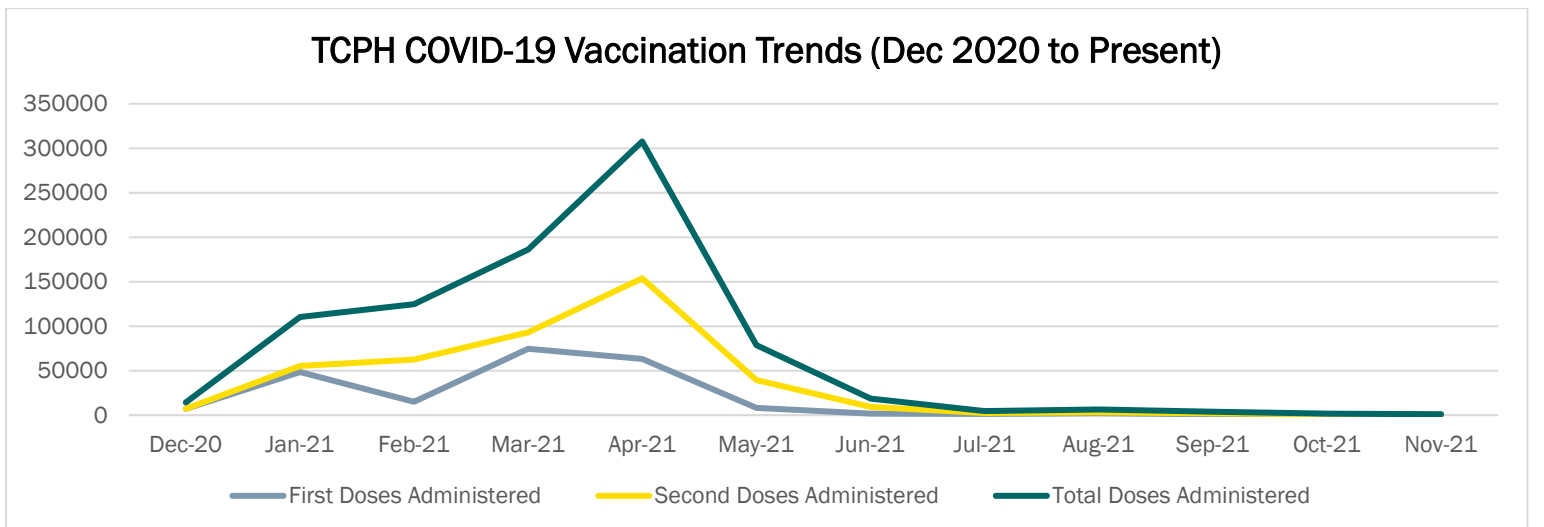


Figure 3. First dose, second dose, and total COVID-19 vaccination trends since the inception of the COVID-19 vaccination program.

EMERGENCY RENTAL ASSISTANCE

Tarrant County Emergency Rental Assistance Program (ERAP)

Data as of 11/8/21

PAYMENT STATUS		
STATUS	TOTAL PAYMENTS	
Total Paid to Date	777	\$6,095,102
Total Pending Court Approval (11/02/2021)	44	\$182,845.
TOTAL	821	\$6,095,102

PAYMENTS BY TYPE	
PAYMENT TYPE	TOTAL AMOUNT
Rent	\$5,898,982
Utilities	\$196,121
TOTAL	\$6,095,102

APPLICATION STATUS	
STATUS	TOTAL
Approved/Paid Households	777
Applications Under Review	109
Ineligible Applications (see breakdown below)	781

INELIGIBLE APPLICANTS	
REASON	TOTAL
Denied Area	197
Denied Income	61
TRR Withdrawn	340
Self-Withdrawn	13
TOTAL	781

Countywide ERA Assistance

Data as of 11/8/21

SERVICE AREA	Local Program		State TRR Program		TOTAL	
	Expended	Households	Expended	Households	Expended	Households
Arlington	\$3,200,000	581	\$35,849,441	9,067	\$39,049,441	9,648
Fort Worth	\$16,178,224	1200	\$55,155,550	15,003	\$71,333,774	16,203
Tarrant County	\$6,095,102	777	\$47,973,106	11,350	\$54,068,208	12,127
TOTAL	\$ 25,473,326	2558	\$138,978,098	35,420	\$164,451,423	37,978

COUNTY GRANTS UPDATE

The County has applied for and received several federal and state grants to assist in the response to and recovery from the COVID-19 pandemic and its negative effects. See **Appendix B** for a table detailing grant descriptions, respective department, and relevant accounting metrics. Additionally, **Appendix B (cont.)** includes a table detailing the notices of grant funding and applications. The table below provides a broad overview of the information included in the appendices.

CATEGORY	TOTAL	ENCUMBERED OR SPENT
Coronavirus Relief Fund (CRF)	\$219,052,584	\$219,052,584
American Rescue Plan Act (ARPA) – First Tranche	\$204,194,446	\$24,448,813
Funding Awarded from Agencies (Accepted in Court)	\$139,925,965	\$28,993,461
Grants Awarded (Not Yet Accepted in Court)	\$27,570,998	\$2,439,461
Applications Submitted (Not Yet Awarded)	\$7,300,000	-
TOTAL	\$598,043,993	\$274,934,319

INNOVATIVE EMERGENCY MANAGEMENT (IEM) UPDATE

Weekly update from IEM, the consultant conducting the COVID-19 Needs and Resources Assessment, detailing activities over the preceding week.

- Workgroups/Roundtables*
 - 11/3 Community Violence Roundtable- (SafeHaven, VIP, Women’s Center and Alliance for Children)
 - 11/3 Meeting with Virginia Hoft, Wayne Carson and Laura Kender
 - 11/16 Katie will attend Court
 - Targeting the first two (2) weeks of November for Workforce/Economic and Housing Insecurity roundtables.
 - Final dates are dependent on participant availability

* Notes from all workgroup/roundtable meeting will be provided to Court members

-- The rest of this page was intentionally left blank--

APPENDIX A

TCPH Pop-Up Vaccination Site Schedule (November 8th to November 14th)						
Monday, Nov 8th	Tuesday, Nov 9th	Wednesday, Nov 10th	Thursday, Nov 11th	Friday, Nov 12th	Saturday, Nov 13th	Sunday, Nov 14th
Watauga Community Center 8AM to Noon <hr/> La Gran Plaza 10AM to 6PM	Hurst Fire Station 10AM to 6PM	NRH Fire Department 2PM to 6PM <hr/> Immaculate Heart of Mary 11AM to 3PM	N/A	Sundance Square 11AM to 7PM	Baker Chapel AME Church 10 AM to Noon	N/A

The above calendar details the date and time frames for several TCPH pop-up vaccination sites from Monday, November 8th to Sunday, November 14th. Additional information on open COVID-19 vaccination sites and hours of operation can be found at [TarrantCountyStrong.com](https://www.tarrantcountytx.gov/services/health-services/immunization-services/immunization-sites). Private sites are not shown.

APPENDIX A (CONT.)

TCPH Vaccination Site Doses Administered (November 1st to November 7th)								
Site	Monday, Nov 1st	Tuesday, Nov 2nd	Wednesday, Nov 3rd	Thursday, Nov 4th	Friday, Nov 5th	Saturday, Nov 6th	Sunday, Nov 7th	Total Per Day
TCPH Main	53	23	59	43	47	Closed	Closed	225
TCPH SW/Arlington	53	53	66	58	81	4	Closed	315
TCPH Northwest	10	9	6	6	16	Closed	Closed	47
TCPH Watauga	33	15	38	35	42	Closed	Closed	163
TCPH TB/Refugee	1	2	Closed	6	6	Closed	Closed	15
Bagsby-Williams (Pop Up)	4	3	26	8	3	Closed	Closed	44
Sundance Square (Pop Up)	Closed	Closed	Closed	Closed	129	Closed	Closed	129
Hurst Fire Station (Pop Up)	Closed	56	Closed	Closed	Closed	Closed	Closed	56
La Gran Plaza (Pop Up)	11	Closed	Closed	Closed	Closed	Closed	Closed	11
Shadowbrook Apartments (Pop Up)	16	Closed	Closed	Closed	Closed	Closed	Closed	16
Watauga Fire Department (Pop Up)	39	Closed	Closed	Closed	Closed	Closed	Closed	39
Arlington Medical Unit (Pop Up)		Closed	Closed	Closed	Closed	Closed	Closed	0
NRH Fire Station 5 (Pop Up)	Closed	Closed	13	Closed	Closed	Closed	Closed	13
Crowley House of Hope (Pop Up)	16	Closed	Closed	Closed	Closed	Closed	Closed	16
Trinity Meadows Apartments (Pop Up)	Closed	Closed	1	Closed	Closed	Closed	Closed	1
Gilgal Home Assisted Living (Pop Up)	Closed	Closed	4	Closed	Closed	Closed	Closed	4
Westlake Fire Department (Pop Up)	Closed	Closed	Closed	16	Closed	Closed	Closed	16
House of Love Assisted Living (Pop Up)	Closed	Closed	5	Closed	Closed	Closed	Closed	5
HEB ISD (Pop Up)	Closed	Closed	Closed	28	Closed	Closed	Closed	28
Canales Furniture (Pop Up)	Closed	Closed	Closed	Closed	13	Closed	Closed	13
Precinct 2/HD 101 (Pop Up)	Closed	Closed	Closed	Closed	Closed	47	Closed	47
St. Bartholomew's Catholic Church (Pop Up)	Closed	Closed	Closed	Closed	Closed	Closed	52	52
Total Per Site	236	161	218	200	337	51	52	1255

The above table provides detailed information regarding the number of COVID-19 vaccines administered at various partnership sites and pop-up sites over the preceding week.

APPENDIX B

Funding Awarded – Grant Awards Received from Agencies (Accepted in Court)

Grant Description	County Dept	Awarded	Encumbered or Spent	Funds Received
DHHS/HRSA-RW-AIDS Part A COVID-19 Response	Administrator-HIV	\$272,626	\$268,995	\$255,978
DHHS/HRSA-RW-AIDS Part C COVID-19 Response	Administrator-HIV	\$137,744	\$122,075	\$78,536
DHHS/HRSA-RW-AIDS Part D COVID-19 Response	Administrator-HIV	\$37,633	\$34,950	\$32,010
DSHS – HOWPA**	Administrator-HIV	\$25,000	\$25,000	\$25,000
DSHS WIC – COVID-19 Funding Allocation**	Public Health	\$43,084	\$42,714	\$42,714
DSHS-CPS – COVID-19	Public Health	\$559,225	\$507,090	\$479,602
DSHS-CPS – COVID-19	Public Health	\$3,013,997	\$2,531,856	\$1,836,952
DSHS/IDCU - COVID-19	Public Health	\$6,254,460	\$1,259,785	\$981,174
DSHS COVID-19 Vaccination Projects Round 3	Public Health	\$12,349,513	\$1,566,976	\$82,078
DSHS COVID-19 Vaccination Projects Round 4	Public Health	\$14,666,303	\$42,736	\$2,880
UNTHSC – Knowledge-to-Action COVID-19	Public Health	\$44,000	\$3,875,715	\$89,165
CDC National Initiative to Address COVID-19 Health Disparities	Public Health	\$27,241,785	-	-
DSHS CDC Co-Ag: Public Health Workforce Funding	Public Health	\$1,500,000	\$624	-
CJD-BJA Coronavirus Emergency Supp Funding Program	Budget/Sheriff	\$4,166,506	\$4,166,506	\$4,166,506
HUD CDBG – CARES	Community Dev.	\$6,430,388	\$492,464	\$112,407
HUD Emergency Solutions Grant (ESG) – CARES	Community Dev.	\$3,578,786	\$2,279,229	\$831,591
HUD HOPWA – CARES	Community Dev.	\$106,043	\$101,754	\$4,195
TDHCA CDBG TERAP	Community Dev.	\$1,150,787	\$124,431	-
TDHCA Emergency Solutions Grant (ESG) -- CARES	Community Dev.	\$2,000,000	-	-
TREASURY – Emergency Rental Assistance 1*	Budget/Admin	\$24,281,300	\$6,940,077	\$24,281,300
TREASURY – Emergency Rental Assistance 2*	Budget/Admin	\$26,407,662	\$16,477	\$10,563,065
BJA Coronavirus Emergency Supp Funding Prgm	Budget/Sheriff	\$58,008	\$58,007	\$57,995
HAVA 2020 CARES Act – (20% Match Required)*	Elections	\$1,764,171	\$1,764,171	\$1,764,171
Center for Tech and Civic Life*	Elections	\$1,678,523	\$1,613,096	\$1,678,523
HUD—CARES Act Funding for Section-8*	Housing	\$1,929,099	\$1,007,087	\$1,929,099
HUD—CARES Act Funding for Mainstream Voucher Program*	Housing	\$229,322	\$151,646	\$136,702
TOTAL		\$139,925,965	\$28,993,461	\$49,431,643

*Note: Grant funds were received in advance.

**Note: Completed and all funds have been received.

APPENDIX B (cont.)

Grants Awarded -- Not Yet Accepted in Commissioners Court

Grant Description	County Dept	Awarded	Encumbered or Spent	Funds Received
FEMA – COVID 2020 (3/1/20 – 6/3/20)	Budget	\$2,439,461	\$2,439,461	\$2,439,461
FEMA – COVID 2020 (9/15/20 – 12/31/20)	Budget	-	\$131,536	-
FEMA – VACCINATION (2/9/21– 12/31/21)	Budget	-	\$25,000,000	-
TOTAL FUNDS EXPECTED TO BE ACCEPTED		\$27,570,998	\$2,439,461	\$27,570,998

Applications Submitted – Not Yet Awarded by Agency

Grant Description	County Dept	Awarded	Encumbered or Spent	Funds Received
DSHS Advancing Health Literacy	Public Health	\$4,000,000	\$ -	\$ -
NACCHO COVID-19 Prevention & Mitigation Strategies	Public Health	\$175,000	\$ -	\$ -
CDC Closing the Gap with Social Determinants	Public Health	\$125,000	\$ -	\$ -
CDC Community Health Workers & Resilient Communities	Public Health	\$3,000,000	\$ -	\$ -
TOTAL FUNDS REQUESTED		\$7,300,000	\$ -	\$ -