



TARRANT COUNTY COVID-19 RECOVERY REPORT

WEEKLY OVERVIEW

SUMMARY

REPORT DATE	REPORTING PERIOD
11/16/2021	November 8th to November 14th

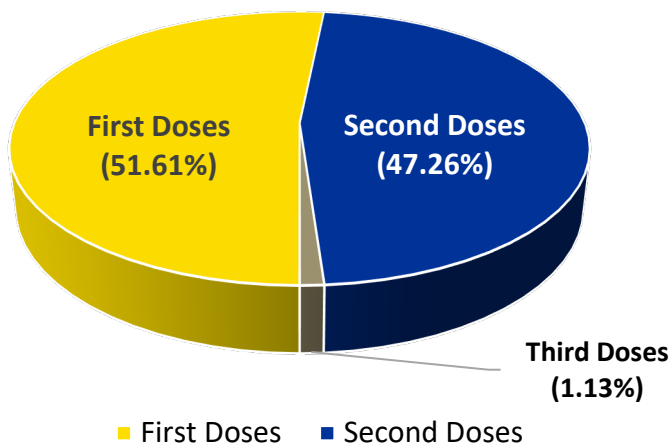
The Tarrant County COVID-19 Recovery Report provides relevant programmatic data and information on COVID-related programs currently administered by the County including the **COVID-19 Vaccination Program** and the **Tarrant County Emergency Rental Assistance Program (ERAP)**. Additional programmatic information will be provided as new programs are implemented. Information related to grant funding applications and awards is also provided herein. The Tarrant County COVID-19 Recovery Report is provided to the Commissioners Court and the public every Tuesday.

TARRANT COUNTY PUBLIC HEALTH (TCPH) COVID-19 VACCINATION PROGRAM

Tarrant County's COVID-19 Vaccination Program has transitioned from centralized mass vaccination sites to mobile pop-up sites as the main distribution mechanism for COVID-19 vaccinations. In the section below, you will find tables and graphs to illustrate Tarrant County vaccination trends; however, please note that some of the data below displays doses *directly* administered by TCPH and does not reflect the total number of vaccinations administered by contractual and clinical partners. See **Appendix A** for a breakdown of daily vaccination data and a schedule of pop-up sites. Since its inception at the end of December 2020, the County's vaccination efforts have produced the following results:

TCPH Vaccine Distribution Breakdown (Dec 2020 to Present)

Total Doses: 434,655



Dose Type	# of Doses Directly Administered by TCPH
First Doses	224,332
Second Doses	205,428
Third Doses	4,895
Total Doses	434,655
Total Vaccinations Administered in Tarrant Co. (TCPH, Clinical)	
2,762,108	
Fully Vaccinated Individuals in Tarrant Co.	
1,079,251	

TCPH Vaccination Doses by Week (October 18th to November 14th)

Week	First Doses	Second Doses	Third Doses	Total Doses Per Week
Oct 18th to Oct 24th	138	97	498	733
Oct 25th to Oct 31st	74	115	1196	1385
Nov 1st to Nov 7th	399	112	743	1255
Nov 8th to Nov 14th	477	110	671	1258
Total Doses (10/18 to 11/14)	1088	434	3109	4631

Figure 1. Table detailing the number of first, second, and total COVID-19 vaccine doses administered over the preceding four (4) weeks. Most recent data may not be complete due to a lag in weekly reporting.

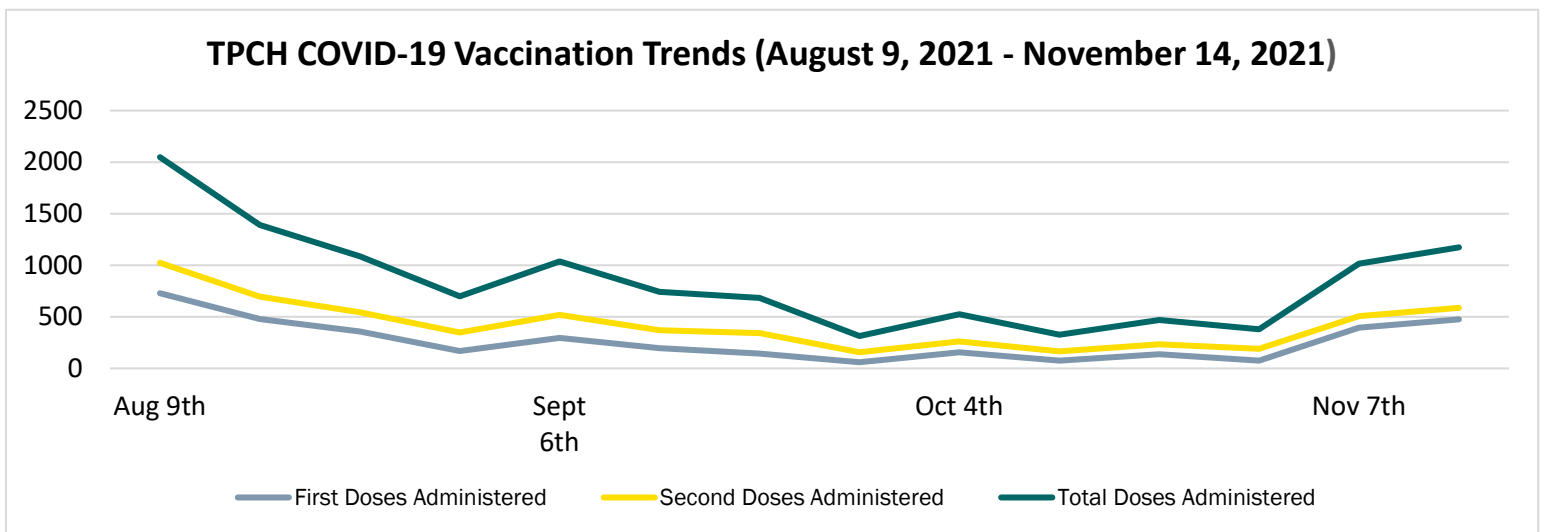


Figure 2. First dose, second dose, and total COVID-19 vaccination trends over the preceding three-month period. Most recent data may not be complete due to a lag in reporting.

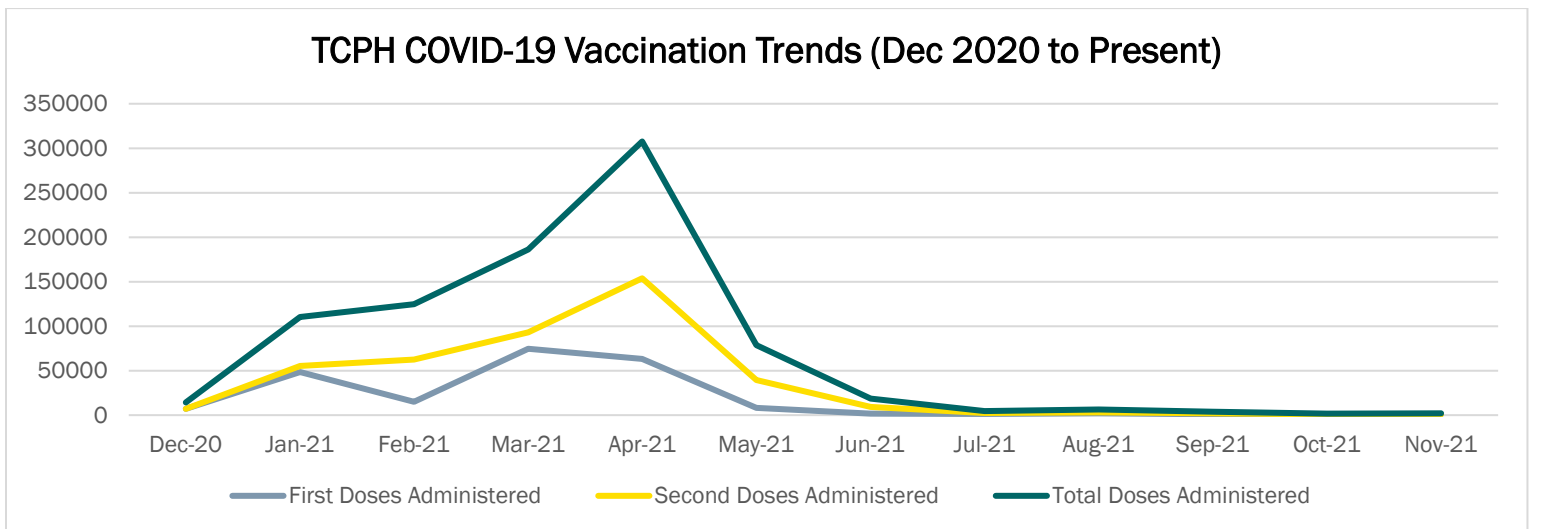


Figure 3. First dose, second dose, and total COVID-19 vaccination trends since the inception of the COVID-19 vaccination program.

EMERGENCY RENTAL ASSISTANCE

Tarrant County Emergency Rental Assistance Program (ERAP)

Data as of 11/15/21

PAYMENT STATUS		
STATUS	TOTAL PAYMENTS	
Total Paid to Date	802	\$6,277,947.71
Total Pending Court Approval (11/16/2021)	53	\$205,354.79
TOTAL	855	\$6,483,302.50

PAYMENTS BY TYPE	
PAYMENT TYPE	TOTAL AMOUNT
Rent	\$6,067,311.89
Utilities	\$204,857.95
TOTAL	\$6,272,169.84

APPLICATION STATUS	
STATUS	TOTAL
Approved/Paid Households	802
Applications Under Review	109
Ineligible Applications (see breakdown below)	648

INELIGIBLE APPLICANTS	
REASON	TOTAL
Denied Area	205
Denied Income	62
TRR Withdrawn	367
Self-Withdrawn	14
TOTAL	648

Countywide ERA Assistance

Data as of 11/15/21

SERVICE AREA	Local Program		State TRR Program		TOTAL	
	Expended	Households	Expended	Households	Expended	Households
Arlington	\$5,688,000	1,302	\$37,694,077	9,067	\$43,382,077	10,369
Fort Worth	\$19,226,458	1,426	\$58,459,015	15,148	\$77,685,473	16,574
Tarrant County	\$6,272,169	802	\$50,598,294	11,483	\$56,870,463	12,285
TOTAL	\$31,186,627	3,530	\$146,751,387	35,698	\$177,938,014	39,228

COUNTY GRANTS UPDATE

The County has applied for and received several federal and state grants to assist in the response to and recovery from the COVID-19 pandemic and its negative effects. See **Appendix B** for a table detailing grant descriptions, respective department, and relevant accounting metrics. Additionally, **Appendix B (cont.)** includes a table detailing the notices of grant funding and applications. The table below provides a broad overview of the information included in the appendices.

CATEGORY	TOTAL	ENCUMBERED OR SPENT
Coronavirus Relief Fund (CRF)	\$219,052,584	\$219,052,584
American Rescue Plan Act (ARPA) – First Tranche	\$204,194,446	\$24,448,813
Funding Awarded from Agencies (Accepted in Court)	\$139,925,965	\$29,064,816
Grants Awarded (Not Yet Accepted in Court)	\$2,439,461	\$27,570,998
Applications Submitted (Not Yet Awarded)	\$7,300,000	-
TOTAL	\$572,912,456	\$300,137,211

INNOVATIVE EMERGENCY MANAGEMENT (IEM) UPDATE

Weekly update from IEM, the consultant conducting the COVID-19 Needs and Resources Assessment, detailing activities over the preceding week.

- Workgroups/Roundtables*
 - 11/3 Community Violence Roundtable- (SafeHaven, VIP, Women’s Center and Alliance for Children)
 - 11/3 Meeting with Virginia Hoft, Wayne Carson and Laura Kender
 - 11/15 Workforce Development Roundtable
 - TBD Housing Insecurity Roundtable
 - TBD Childcare Roundtable
- Survey Preparation
 - Staff is reviewing proposed survey questions for the following surveys to be distributed countywide:
 - Local Business
 - Non-Profit/Community-Based Organization
 - General Public COVID-19 Impact

* Notes from all workgroup/roundtable meeting will be provided to Court members

-- The rest of this page was intentionally left blank--

APPENDIX A

TCPH Pop-Up Vaccination Site Schedule (November 15th to November 21st)						
Monday, Nov 15th	Tuesday, Nov 16th	Wednesday, Nov 17th	Thursday, Nov 18th	Friday, Nov 19th	Saturday, Nov 20th	Sunday, Nov 21st
Watauga Community Center 8AM to Noon	Hurst Fire Station 10AM to 6PM	Birdville ISD 10AM to 2PM	Everman ISD 5PM to 7PM	Sundance Square 11AM to 7PM	Northwest ISD 9AM to 11AM	N/A
La Gran Plaza 10AM to 6PM		NRH Fire Department 2PM to 7PM				

The above calendar details the date and time frames for several TCPH pop-up vaccination sites from Monday, November 15th to Sunday, November 21st. Additional information on open COVID-19 vaccination sites and hours of operation can be found at [TarrantCountyStrong.com](https://www.tarrantcountytx.gov/services/health-and-wellness/covid-19-vaccination.html). Private sites are not shown.

APPENDIX A (CONT.)

TCPH Vaccination Site Doses Administered (November 8th to November 14th)								
Site	Monday, Nov 1st	Tuesday, Nov 2nd	Wednesday, Nov 3rd	Thursday, Nov 4th	Friday, Nov 5th	Saturday, Nov 6th	Sunday, Nov 7th	Total Per Day
TCPH Main	28	15	19	19	27	Closed	Closed	108
TCPH SW/Arlington	48	25	28	23	20	11	Closed	155
TCPH Northwest	10	14	8	5	7	Closed	Closed	44
TCPH Watauga	14	21	16	16	37	Closed	Closed	104
TCPH TB/Refugee	2	3	8	1	2	Closed	Closed	16
TCPH Bagsby-Williams	6	3	7	6	8	Closed	Closed	30
Sundance Square (Pop Up)	Closed	Closed	Closed	Closed	109	Closed	Closed	109
Hurst Fire Station (Pop Up)	Closed	53	Closed	Closed	Closed	Closed	Closed	53
La Gran Plaza (Pop Up)	13	Closed	Closed	Closed	Closed	Closed	Closed	13
Watauga Fire Department (Pop Up)	31	Closed	Closed	Closed	Closed	Closed	Closed	31
Arlington Medical Unit (Pop Up)	66	Closed	Closed	Closed	Closed	Closed	Closed	66
NRH Fire Station 5 (Pop Up)	Closed	Closed	11	Closed	Closed	Closed	Closed	11
Immaculate Heart of Mary (Pop Up)	Closed	Closed	13	Closed	Closed	Closed	Closed	13
Baker Chapel AME Church (Pop Up)	Closed	Closed	Closed	Closed	Closed	15	Closed	15
Arlington ISD (Pop Up)	Closed	Closed	Closed	Closed	Closed	556	Closed	556
Total Per Site	218	134	110	70	210	582	0	1324

The above table provides detailed information regarding the number of COVID-19 vaccines administered at various partnership sites and pop-up sites over the preceding week.

APPENDIX B

Funding Awarded – Grant Awards Received from Agencies (Accepted in Court)

Grant Description	County Dept	Awarded	Encumbered or Spent	Funds Received
DHHS/HRSA-RW-AIDS Part A COVID-19 Response	Administrator-HIV	\$272,626	\$268,995	\$255,978
DHHS/HRSA-RW-AIDS Part C COVID-19 Response	Administrator-HIV	\$137,744	\$107,298	\$78,536
DHHS/HRSA-RW-AIDS Part D COVID-19 Response	Administrator-HIV	\$37,633	\$32,010	\$32,010
DSHS – HOWPA**	Administrator-HIV	\$25,000	\$25,000	\$25,000
DSHS WIC – COVID-19 Funding Allocation**	Public Health	\$43,084	\$42,714	\$42,714
DSHS-CPS – COVID-19	Public Health	\$559,225	\$505,033	\$479,602
DSHS-CPS – COVID-19	Public Health	\$3,013,997	\$2,443,790	\$1,836,952
DSHS/IDCU - COVID-19	Public Health	\$6,254,460	\$1,270,378	\$981,174
DSHS COVID-19 Vaccination Projects Round 3	Public Health	\$12,349,513	\$1,563,652	\$82,078
DSHS COVID-19 Vaccination Projects Round 4	Public Health	\$14,666,303	\$38,484	\$2,880
UNTHSC – Knowledge-to-Action COVID-19	Public Health	\$44,000	\$3,935,858	\$89,165
CDC National Initiative to Address COVID-19 Health Disparities	Public Health	\$27,241,785	-	-
DSHS CDC Co-Ag: Public Health Workforce Funding	Public Health	\$1,500,000	\$732	-
CJD-BJA Coronavirus Emergency Supp Funding Program	Budget/Sheriff	\$4,166,506	\$4,166,506	\$4,166,506
HUD CDBG – CARES	Community Dev.	\$6,430,388	\$498,205	\$112,407
HUD Emergency Solutions Grant (ESG) – CARES	Community Dev.	\$3,578,786	\$2,297,780	\$831,591
HUD HOPWA – CARES	Community Dev.	\$106,043	\$101,754	\$4,195
TDHCA CDBG TERAP	Community Dev.	\$1,150,787	\$124,431	-
TDHCA Emergency Solutions Grant (ESG) -- CARES	Community Dev.	\$2,000,000	-	-
TREASURY – Emergency Rental Assistance 1*	Budget/Admin	\$24,281,300	\$7,024,586	\$24,281,300
TREASURY – Emergency Rental Assistance 2*	Budget/Admin	\$26,407,662	\$16,784	\$10,563,065
BJA Coronavirus Emergency Supp Funding Prgm	Budget/Sheriff	\$58,008	\$58,007	\$57,995
HAVA 2020 CARES Act – (20% Match Required)*	Elections	\$1,764,171	\$1,764,171	\$1,764,171
Center for Tech and Civic Life*	Elections	\$1,678,523	\$1,613,096	\$1,678,523
HUD—CARES Act Funding for Section-8*	Housing	\$1,929,099	\$1,013,907	\$1,929,099
HUD—CARES Act Funding for Mainstream Voucher Program*	Housing	\$229,322	\$151,646	\$136,702
TOTAL		\$139,925,965	\$29,064,816	\$49,431,643

*Note: Grant funds were received in advance.

**Note: Completed and all funds have been received.

APPENDIX B (cont.)

Grants Awarded -- Not Yet Accepted in Commissioners Court

Grant Description	County Dept	Awarded	Encumbered or Spent	Funds Received
FEMA – COVID 2020 (3/1/20 – 6/3/20)	Budget	\$2,439,461	\$2,439,461	\$2,439,461
FEMA – COVID 2020 (9/15/20 – 12/31/20)	Budget	-	\$131,536	-
FEMA – VACCINATION (2/9/21– 12/31/21)	Budget	-	\$25,000,000	-
TOTAL FUNDS EXPECTED TO BE ACCEPTED		\$27,570,998	\$2,439,461	\$27,570,998

Applications Submitted – Not Yet Awarded by Agency

Grant Description	County Dept	Awarded	Encumbered or Spent	Funds Received
DSHS Advancing Health Literacy	Public Health	\$4,000,000	\$ -	\$ -
NACCHO COVID-19 Prevention & Mitigation Strategies	Public Health	\$175,000	\$ -	\$ -
CDC Closing the Gap with Social Determinants	Public Health	\$125,000	\$ -	\$ -
CDC Community Health Workers & Resilient Communities	Public Health	\$3,000,000	\$ -	\$ -
TOTAL FUNDS REQUESTED		\$7,300,000	\$ -	\$ -