



TARRANT COUNTY COVID-19 RECOVERY REPORT

WEEKLY OVERVIEW

SUMMARY

| REPORT DATE | REPORTING PERIOD |
|-------------|--------------------------------|
| 11/23/2021 | November 15th to November 21st |

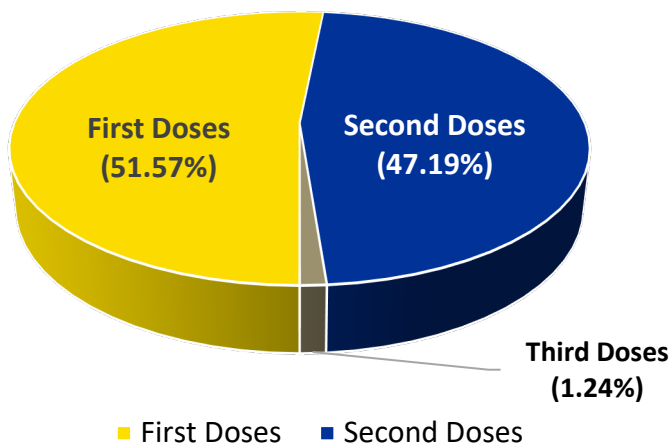
The Tarrant County COVID-19 Recovery Report provides relevant programmatic data and information on COVID-related programs currently administered by the County including the **COVID-19 Vaccination Program** and the **Tarrant County Emergency Rental Assistance Program (ERAP)**. Additional programmatic information will be provided as new programs are implemented. Information related to grant funding applications and awards is also provided herein. The Tarrant County COVID-19 Recovery Report is provided to the Commissioners Court and the public every Tuesday.

TARRANT COUNTY PUBLIC HEALTH (TCPH) COVID-19 VACCINATION PROGRAM

Tarrant County's COVID-19 Vaccination Program has transitioned from centralized mass vaccination sites to mobile pop-up sites as the main distribution mechanism for COVID-19 vaccinations. In the section below, you will find tables and graphs to illustrate Tarrant County vaccination trends; however, please note that some of the data below displays doses *directly* administered by TCPH and does not reflect the total number of vaccinations administered by contractual and clinical partners. See **Appendix A** for a breakdown of daily vaccination data and a schedule of pop-up sites. Since its inception at the end of December 2020, the County's vaccination efforts have produced the following results:

TCPH Vaccine Distribution Breakdown (Dec 2020 to Present)

Total Doses: 435,516



| Dose Type | # of Doses Directly Administered by TCPH |
|--|--|
| First Doses | 224,586 |
| Second Doses | 205,528 |
| Third Doses | 5,402 |
| Total Doses | 435,516 |
| Total Vaccinations Administered in Tarrant Co. (TCPH, Clinical) | |
| 2,811,970 | |
| Fully Vaccinated Individuals in Tarrant Co. | |
| 1,086,348 | |

TCPH Vaccination Doses by Week (October 25th to November 21st)

| Week | First Doses | Second Doses | Third Doses | Total Doses Per Week |
|-------------------------------------|-------------|--------------|-------------|----------------------|
| Oct 25th to Oct 31st | 74 | 115 | 1196 | 1385 |
| Nov 1st to Nov 7th | 399 | 113 | 743 | 1255 |
| Nov 8th to Nov 14th | 479 | 114 | 686 | 1279 |
| Nov 15th to Nov 21st | 252 | 96 | 492 | 840 |
| Total Doses (10/25 to 11/21) | 1204 | 438 | 3117 | 4759 |

Figure 1. Table detailing the number of first, second, and total COVID-19 vaccine doses administered over the preceding four (4) weeks. Most recent data may not be complete due to a lag in weekly reporting.

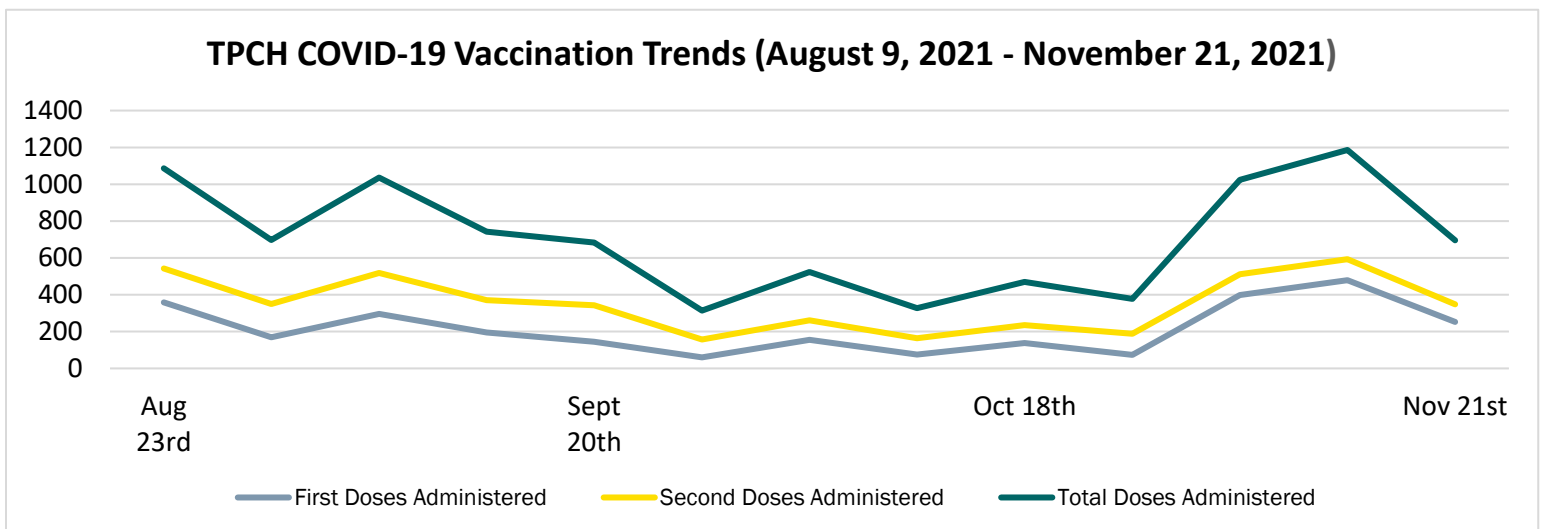


Figure 2. First dose, second dose, and total COVID-19 vaccination trends over the preceding three-month period. Most recent data may not be complete due to a lag in reporting.

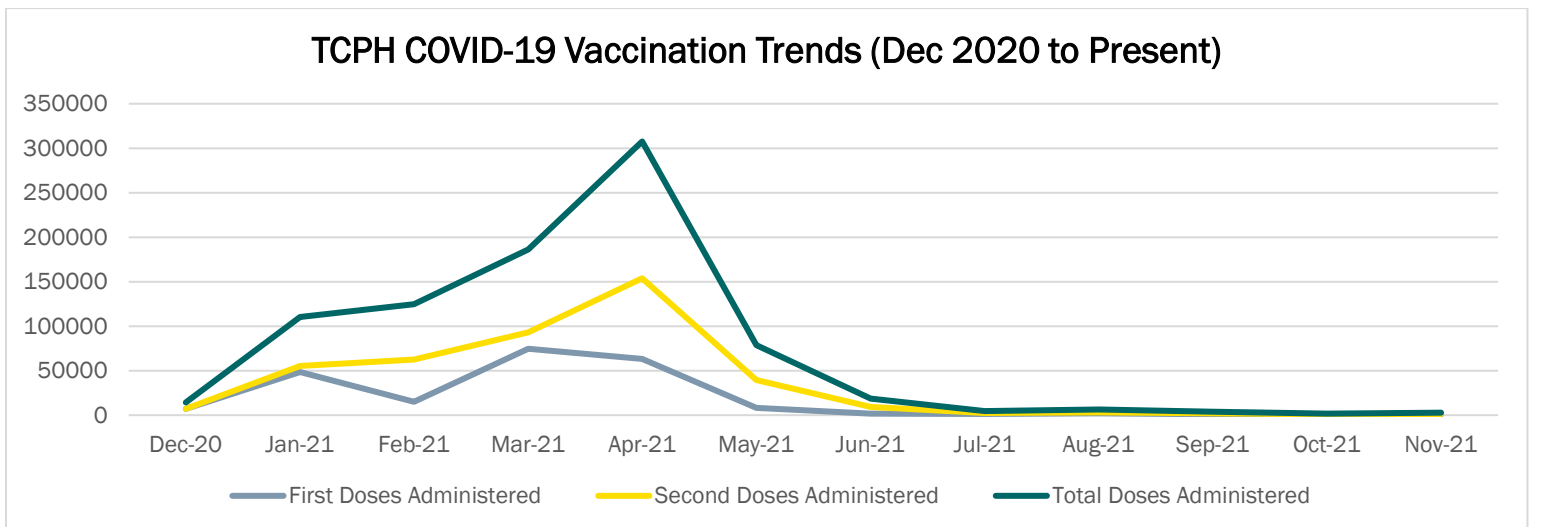


Figure 3. First dose, second dose, and total COVID-19 vaccination trends since the inception of the COVID-19 vaccination program.

EMERGENCY RENTAL ASSISTANCE

Tarrant County Emergency Rental Assistance Program (ERAP)

Data as of 11/22/21

| PAYMENT STATUS | | |
|---|----------------|--------------------|
| STATUS | TOTAL PAYMENTS | |
| Total Paid to Date | 825 | \$6,483,303 |
| Total Pending Court Approval (11/23/2021) | 50 | \$213,202 |
| TOTAL | 875 | \$6,696,505 |

| PAYMENTS BY TYPE | |
|------------------|--------------------|
| PAYMENT TYPE | TOTAL AMOUNT |
| Rent | \$6,269,663 |
| Utilities | \$213,639 |
| TOTAL | \$6,483,303 |

| APPLICATION STATUS | |
|---|-------|
| STATUS | TOTAL |
| Approved/Paid Households | 825 |
| Applications Under Review | 120 |
| Ineligible Applications (see breakdown below) | 681 |

| INELIGIBLE APPLICANTS | |
|-----------------------|------------|
| REASON | TOTAL |
| Denied Area | 218 |
| Denied Income | 64 |
| TRR Withdrawn | 385 |
| Self-Withdrawn | 14 |
| TOTAL | 681 |

Countywide ERA Assistance

State and county programmatic data updated as of 11/22/21. Municipal programmatic data updated as of 11/15/21.

| SERVICE AREA | Local Program | | State TRR Program | | TOTAL | |
|----------------|---------------------|-------------|----------------------|---------------|----------------------|---------------|
| | Expended | Households | Expended | Households | Expended | Households |
| Arlington | \$5,688,000 | 1,302 | \$41,646,788 | 9,738 | \$47,334,788 | 11,040 |
| Fort Worth | \$19,226,458 | 1,426 | \$65,134,873 | 16,457 | \$84,361,331 | 17,883 |
| Tarrant County | \$6,477,525 | 825 | \$55,011,034 | 12,146 | \$61,488,559 | 12,971 |
| TOTAL | \$31,391,983 | 3553 | \$161,792,695 | 38,341 | \$193,184,678 | 41,894 |

COUNTY GRANTS UPDATE

The County has applied for and received several federal and state grants to assist in the response to and recovery from the COVID-19 pandemic and its negative effects. See **Appendix B** for a table detailing grant descriptions, respective department, and relevant accounting metrics. Additionally, **Appendix B (cont.)** includes a table detailing the notices of grant funding and applications. The table below provides a broad overview of the information included in the appendices.

| CATEGORY | TOTAL | ENCUMBERED OR SPENT |
|---|----------------------|----------------------|
| Coronavirus Relief Fund (CRF) | \$219,052,584 | \$219,052,584 |
| American Rescue Plan Act (ARPA) – First Tranche | \$204,194,446 | \$25,176,213 |
| Funding Awarded from Agencies (Accepted in Court) | \$139,925,965 | \$29,931,268 |
| Grants Awarded (Not Yet Accepted in Court) | \$2,439,461 | \$27,570,998 |
| Applications Submitted (Not Yet Awarded) | \$7,300,000 | - |
| TOTAL | \$572,912,456 | \$301,731,063 |

INNOVATIVE EMERGENCY MANAGEMENT (IEM) UPDATE

Weekly update from IEM, the consultant conducting the COVID-19 Needs and Resources Assessment, detailing activities over the preceding week.

- Workgroups/Roundtables*
 - 11/3 Community Violence Roundtable
 - 11/15 Workforce Development Roundtable
 - 11/29 Quality Childcare Roundtable
 - 12/9 Mental Health Roundtable
- Survey Preparation
 - Staff is reviewing proposed survey questions for the following surveys to be distributed countywide:
 - Local Business
 - Non-Profit/Community-Based Organization
 - General Public COVID-19 Impact
 - Surveys will be distributed week of 11/29

* Notes from all workgroup/roundtable meetings will be provided to Court members once all have taken place

-- The rest of this page was intentionally left blank--

APPENDIX A

| TCPH Pop-Up Vaccination Site Schedule (November 22nd to November 28th) | | | | | | |
|--|--|--|-----------------------|---------------------|-----------------------|---------------------|
| Monday, Nov 22nd | Tuesday, Nov 23rd | Wednesday, Nov 24th | Thursday, Nov 25th | Friday, Nov 26th | Saturday, Nov 27th | Sunday, Nov 28th |
| Watauga Community Center 8AM to Noon | Hurst Fire Station 10AM to 6PM | DFW Nursing and Rehab 10AM to Noon | HOLIDAY | HOLIDAY | N/A | N/A |
| La Gran Plaza 10AM to 6PM | | NRH Fire Department 2PM to 7PM | | | | |

The above calendar details the date and time frames for several TCPH pop-up vaccination sites from Monday, November 22nd to Sunday, November 28th. Additional information on open COVID-19 vaccination sites and hours of operation can be found at [TarrantCountyStrong.com](https://www.tarrantcountytx.gov/services/health-services/immunization.html). Private sites are not shown.

APPENDIX A (CONT.)

| TCPH Vaccination Site Doses Administered (November 15th to November 21st) | | | | | | | | |
|---|---------------------|----------------------|------------------------|-----------------------|---------------------|-----------------------|---------------------|------------------|
| Site | Monday, Nov 15th | Tuesday, Nov 16th | Wednesday, Nov 17th | Thursday, Nov 18th | Friday, Nov 19th | Saturday, Nov 20th | Sunday, Nov 21st | Total Per Day |
| TCPH Main | 19 | 12 | 24 | 13 | 9 | Closed | Closed | 77 |
| TCPH SW/Arlington | 28 | 20 | 27 | 26 | 41 | 3 | Closed | 145 |
| TCPH Northwest | 12 | 8 | 11 | 10 | 8 | Closed | Closed | 49 |
| TCPH Watauga | 8 | 7 | 4 | 9 | Closed | Closed | Closed | 28 |
| TCPH TB/Refugee | 2 | 7 | Closed | 1 | 9 | Closed | Closed | 19 |
| TCPH Bagsby-Williams | 4 | 4 | 11 | 4 | 7 | Closed | Closed | 30 |
| Sundance Square (Pop Up) | Closed | Closed | Closed | Closed | 98 | Closed | Closed | 98 |
| Hurst Fire Station (Pop Up) | Closed | 39 | Closed | Closed | Closed | Closed | Closed | 39 |
| La Gran Plaza (Pop Up) | 11 | Closed | Closed | Closed | Closed | Closed | Closed | 11 |
| Watauga Fire Department (Pop Up) | 18 | Closed | Closed | Closed | Closed | Closed | Closed | 18 |
| Arlington Medical Unit (Pop Up) | | Closed | Closed | Closed | Closed | Closed | Closed | 0 |
| NRH Fire Station 5 (Pop Up) | Closed | Closed | 24 | Closed | Closed | Closed | Closed | 24 |
| Westlake Fire Department (Pop Up) | Closed | Closed | Closed | | Closed | Closed | Closed | 0 |
| Ellery Arbor Memory Care (Pop Up) | Closed | 49 | Closed | Closed | Closed | Closed | Closed | 49 |
| CTI Foods (Pop Up) | Closed | Closed | 34 | Closed | Closed | Closed | Closed | 34 |
| Birdville ISD (Pop Up) | Closed | Closed | 8 | Closed | Closed | Closed | Closed | 8 |
| Everman ISD (Pop Up) | Closed | Closed | Closed | 114 | Closed | Closed | Closed | 114 |
| Cristo Rey (Pop Up) | Closed | Closed | Closed | Closed | 8 | Closed | Closed | 8 |
| Rent the Runway (Pop Up) | Closed | Closed | Closed | Closed | 37 | Closed | Closed | 37 |
| Northwest ISD (Pop Up) | Closed | Closed | Closed | Closed | Closed | 52 | Closed | 52 |
| Total Per Site | 102 | 146 | 143 | 177 | 217 | 55 | 102 | 840 |

The above table provides detailed information regarding the number of COVID-19 vaccines administered at various partnership sites and pop-up sites over the preceding week.

APPENDIX B

Funding Awarded – Grant Awards Received from Agencies (Accepted in Court)

| Grant Description | County Dept | Awarded | Encumbered or Spent | Funds Received |
|--|-------------------|----------------------|---------------------|---------------------|
| DHHS/HRSA-RW-AIDS Part A COVID-19 Response | Administrator-HIV | \$272,626 | \$272,626 | \$268,995 |
| DHHS/HRSA-RW-AIDS Part C COVID-19 Response | Administrator-HIV | \$137,744 | \$107,298 | \$106,704 |
| DHHS/HRSA-RW-AIDS Part D COVID-19 Response | Administrator-HIV | \$37,633 | \$32,010 | \$32,010 |
| DSHS – HOWPA** | Administrator-HIV | \$25,000 | \$25,000 | \$25,000 |
| DSHS WIC – COVID-19 Funding Allocation** | Public Health | \$43,084 | \$42,714 | \$42,714 |
| DSHS-CPS – COVID-19 | Public Health | \$559,225 | \$530,955 | \$479,602 |
| DSHS-CPS – COVID-19 | Public Health | \$3,013,997 | \$2,439,086 | \$1,836,952 |
| DSHS/IDCU - COVID-19 | Public Health | \$6,254,460 | \$1,260,643 | \$993,630 |
| DSHS COVID-19 Vaccination Projects Round 3 | Public Health | \$12,349,513 | \$1,557,388 | \$82,078 |
| DSHS COVID-19 Vaccination Projects Round 4 | Public Health | \$14,666,303 | \$38,484 | \$2,880 |
| UNTHSC – Knowledge-to-Action COVID-19 | Public Health | \$44,000 | \$4,567,540 | \$394,204 |
| CDC National Initiative to Address COVID-19 Health Disparities | Public Health | \$27,241,785 | - | - |
| DSHS CDC Co-Ag: Public Health Workforce Funding | Public Health | \$1,500,000 | \$732 | - |
| CJD-BJA Coronavirus Emergency Supp Funding Program | Budget/Sheriff | \$4,166,506 | \$4,166,506 | \$4,166,506 |
| HUD CDBG – CARES | Community Dev. | \$6,430,388 | \$549,844 | \$112,407 |
| HUD Emergency Solutions Grant (ESG) – CARES | Community Dev. | \$3,578,786 | \$2,311,989 | \$969,777 |
| HUD HOPWA – CARES | Community Dev. | \$106,043 | \$101,602 | \$4,195 |
| TDHCA CDBG TERAP | Community Dev. | \$1,150,787 | \$124,431 | - |
| TDHCA Emergency Solutions Grant (ESG) -- CARES | Community Dev. | \$2,000,000 | - | - |
| TREASURY – Emergency Rental Assistance 1* | Budget/Admin | \$24,281,300 | \$7,173,771 | \$24,281,300 |
| TREASURY – Emergency Rental Assistance 2* | Budget/Admin | \$26,407,662 | \$21,320 | \$10,563,065 |
| BJA Coronavirus Emergency Supp Funding Prgm | Budget/Sheriff | \$58,008 | \$58,007 | \$57,995 |
| HAVA 2020 CARES Act – (20% Match Required)* | Elections | \$1,764,171 | \$1,764,171 | \$1,764,171 |
| Center for Tech and Civic Life* | Elections | \$1,678,523 | \$1,613,896 | \$1,678,523 |
| HUD—CARES Act Funding for Section-8* | Housing | \$1,929,099 | \$1,013,557 | \$1,929,099 |
| HUD—CARES Act Funding for Mainstream Voucher Program* | Housing | \$229,322 | \$157,699 | \$136,702 |
| TOTAL | | \$139,925,965 | \$29,931,268 | \$49,928,510 |

*Note: Grant funds were received in advance.

**Note: Completed and all funds have been received.

APPENDIX B (cont.)

Grants Awarded -- Not Yet Accepted in Commissioners Court

| Grant Description | County Dept | Awarded | Encumbered or Spent | Funds Received |
|--|-------------|--------------------|---------------------|---------------------|
| FEMA – COVID 2020 (3/1/20 – 6/3/20) | Budget | \$2,439,461 | \$2,439,461 | \$2,439,461 |
| FEMA – COVID 2020 (9/15/20 – 12/31/20) | Budget | - | \$131,536 | - |
| FEMA – VACCINATION (2/9/21– 12/31/21) | Budget | - | \$25,000,000 | - |
| TOTAL FUNDS EXPECTED TO BE ACCEPTED | | \$2,439,461 | \$27,570,998 | \$27,570,998 |

Applications Submitted – Not Yet Awarded by Agency

| Grant Description | County Dept | Awarded | Encumbered or Spent | Funds Received |
|--|---------------|--------------------|---------------------|----------------|
| DSHS Advancing Health Literacy | Public Health | \$4,000,000 | \$ - | \$ - |
| NACCHO COVID-19 Prevention & Mitigation Strategies | Public Health | \$175,000 | \$ - | \$ - |
| CDC Closing the Gap with Social Determinants | Public Health | \$125,000 | \$ - | \$ - |
| CDC Community Health Workers & Resilient Communities | Public Health | \$3,000,000 | \$ - | \$ - |
| TOTAL FUNDS REQUESTED | | \$7,300,000 | \$ - | \$ - |