


TARRANT COUNTY FINANCIAL STATEMENTS
FOR THE MONTH OF NOVEMBER 2009



TARRANT COUNTY
TARRANT COUNTY ADMINISTRATION BUILDING - ROOM 506
100 E. WEATHERFORD
FORT WORTH, TEXAS 76196-0103
817/884-1205
Fax 817/884-1104

S. RENEE TIDWELL, CPA
COUNTY AUDITOR
rtidwell@tarrantcounty.com

RONALD D. BERTEL, CPA
FIRST ASSISTANT COUNTY AUDITOR
rbertel@tarrantcounty.com

February 22, 2010


The Honorable District Judges
The Honorable Commissioners Court
Tarrant County, Texas

RE: County Auditor's November Financial Reports

I herewith submit the financial report of Tarrant County, Texas as of and for the two (2) months ended November 30, 2009.

If you have any questions concerning this report or the financial well being of the County, please call.

Sincerely,


S. Renee Tidwell, CPA
County Auditor

**TARRANT COUNTY, TEXAS
COMBINED BALANCE SHEET
GOVERNMENTAL FUNDS
AS OF 11/30/2009**

<u>COMBINED TOTAL</u>		<u>GENERAL</u>	<u>ROAD & BRIDGE</u>	<u>DEBT SERVICE</u>
ASSETS				
\$329,376,195.00	CASH AND INVESTMENTS	\$15,854,991.82	\$7,470,223.31	\$3,132,016.25
318,308,985.66	TAXES RECEIVABLE (NET)	282,986,059.17	8,641.39	35,314,285.10
19,499,817.65	OTHER RECEIVABLES (NET)	7,823,841.09	172,051.67	702,211.87
11,736,467.55	FEE OFFICE RECEIVABLE	11,736,467.55	0.00	0.00
11,485,921.86	DUE FROM OTHER FUNDS	11,485,921.86	0.00	0.00
2,099,273.99	ADVANCE TO ENTERPRISE FUND	0.00	0.00	0.00
4,995,000.00	LONG TERM RECEIVABLE - TCCC	4,995,000.00	0.00	0.00
2,030,616.50	PREPAID EXPENSES AND INVENTORY	846,660.43	985,919.11	0.00
<u>\$699,532,278.21</u>	TOTAL ASSETS	<u>\$335,728,941.92</u>	<u>\$8,636,835.48</u>	<u>\$39,148,513.22</u>
LIABILITIES AND FUND BALANCE				
LIABILITIES:				
\$4,490,758.83	ACCOUNTS PAYABLE	\$2,458,688.40	\$295,257.56	\$0.00
16,834,426.15	OTHER LIABILITIES	12,166,679.33	523,013.64	0.00
11,485,921.86	DUE TO OTHER FUNDS	0.00	0.00	0.00
323,120,198.41	DEFERRED REVENUE	282,986,059.17	8,641.39	35,314,285.10
11,736,467.55	DEFERRED REVENUE-FEE OFFICE	11,736,467.55	0.00	0.00
367,667,772.80	TOTAL LIABILITIES	309,347,894.45	826,912.59	35,314,285.10
FUND BALANCE:				
331,864,505.41	FUND BALANCE	26,381,047.47	7,809,922.89	3,834,228.12
331,864,505.41	TOTAL FUND BALANCE	26,381,047.47	7,809,922.89	3,834,228.12
<u>\$699,532,278.21</u>	TOTAL LIABILITIES AND FUND BALANCE	<u>\$335,728,941.92</u>	<u>\$8,636,835.48</u>	<u>\$39,148,513.22</u>

<u>CAPITAL PROJECTS</u>	<u>GRANT FUNDS</u>	<u>OTHER GOVERNMENTAL FUNDS</u>
\$274,671,602.24	\$7,271,242.34	\$20,976,119.04
0.00	0.00	0.00
9,504.70	10,486,146.87	306,061.45
0.00	0.00	0.00
0.00	0.00	0.00
2,099,273.99	0.00	0.00
0.00	0.00	0.00
0.00	152,595.21	45,441.75
<u>\$276,780,380.93</u>	<u>\$17,909,984.42</u>	<u>\$21,327,622.24</u>
\$669,817.64	\$576,542.49	\$490,452.74
24,298.90	1,238,261.13	2,882,173.15
0.00	11,283,968.05	201,953.81
0.00	4,811,212.75	0.00
0.00	0.00	0.00
694,116.54	17,909,984.42	3,574,579.70
276,086,264.39	0.00	17,753,042.54
276,086,264.39	0.00	17,753,042.54
<u>\$276,780,380.93</u>	<u>\$17,909,984.42</u>	<u>\$21,327,622.24</u>

TARRANT COUNTY, TEXAS
COMBINED STATEMENT OF REVENUES AND EXPENDITURES
AND CHANGES IN FUND BALANCE
GOVERNMENTAL FUNDS
FOR THE TWO (2) MONTHS ENDED 11/30/2009

<u>COMBINED TOTAL</u>		<u>GENERAL</u>	<u>ROAD & BRIDGE</u>	<u>DEBT SERVICE</u>
	REVENUES:			
\$26,573,014.42	TAXES, LICENSES AND PERMITS	\$23,637,217.43	\$75.64	\$2,935,721.35
6,992,501.30	FEES OF OFFICE	4,004,135.95	1,292,204.90	0.00
717,006.11	FINES	717,006.11	0.00	0.00
14,073,127.65	INTERGOVERNMENTAL	2,452,087.75	33,528.19	0.00
232,794.27	INVESTMENT INCOME	(254,288.07)	12,581.22	3,067.39
<u>1,700,528.77</u>	MISCELLANEOUS	<u>918,050.16</u>	<u>24,815.28</u>	<u>0.00</u>
50,288,972.52	TOTAL REVENUES	31,474,209.33	1,363,205.23	2,938,788.74
	EXPENDITURES:			
	CURRENT:			
15,485,306.89	GENERAL GOVERNMENT	14,072,227.96	415,557.43	0.00
16,775,051.69	PUBLIC SAFETY	16,197,146.54	0.00	0.00
21,857,345.86	JUDICIAL	19,694,947.52	0.00	0.00
11,241,959.68	COMMUNITY SERVICES	659,521.40	0.00	0.00
3,195,987.81	TRANSPORTATION	0.00	3,195,987.81	0.00
3,057,427.83	CAPITAL/CONSTRUCTION	1,369.30	0.00	0.00
<u>0.00</u>	DEBT SERVICE	<u>0.00</u>	<u>0.00</u>	<u>0.00</u>
<u>71,613,079.76</u>	TOTAL EXPENDITURES	<u>50,625,212.72</u>	<u>3,611,545.24</u>	<u>0.00</u>
(21,324,107.24)	EXCESS (DEFICIT) OF REVENUES OVER EXPENDITURES	(19,151,003.39)	(2,248,340.01)	2,938,788.74
	OTHER FINANCING SOURCES (USES):			
3,142,054.78	OPERATING TRANSFERS IN	116,271.10	1,127,869.70	0.00
<u>(3,142,054.78)</u>	OPERATING TRANSFERS OUT	<u>(2,925,161.00)</u>	<u>0.00</u>	<u>0.00</u>
(21,324,107.24)	EXCESS (DEFICIT) OF REVENUES AND OPERATING TRANSFERS OVER EXPENDITURES	(21,959,893.29)	(1,120,470.31)	2,938,788.74
	FUND BALANCES:			
<u>353,188,612.65</u>	BEGINNING OF PERIOD	<u>48,340,940.76</u>	<u>8,930,393.20</u>	<u>895,439.38</u>
<u>\$331,864,505.41</u>	END OF PERIOD	<u>\$26,381,047.47</u>	<u>\$7,809,922.89</u>	<u>\$3,834,228.12</u>

<u>CAPITAL PROJECTS</u>	<u>GRANT FUNDS</u>	<u>OTHER GOVERNMENTAL FUNDS</u>
\$0.00	\$0.00	\$0.00
0.00	217,454.96	1,478,705.49
0.00	0.00	0.00
97,927.90	10,918,447.45	571,136.36
431,902.37	10,071.59	29,459.77
25,108.44	115,425.00	617,129.89
<u>554,938.71</u>	<u>11,261,399.00</u>	<u>2,696,431.51</u>
0.00	80,609.23	916,912.27
0.00	406,905.26	170,999.89
0.00	1,452,593.12	709,805.22
0.00	8,657,737.29	1,924,700.99
0.00	0.00	0.00
2,361,529.88	663,554.10	30,974.55
0.00	0.00	0.00
<u>2,361,529.88</u>	<u>11,261,399.00</u>	<u>3,753,392.92</u>
(1,806,591.17)	0.00	(1,056,961.41)
1,797,291.30	100,622.68	0.00
0.00	(100,622.68)	(116,271.10)
(9,299.87)	0.00	(1,173,232.51)
<u>276,095,564.26</u>	<u>0.00</u>	<u>18,926,275.05</u>
<u>\$276,086,264.39</u>	<u>\$0.00</u>	<u>\$17,753,042.54</u>

TARRANT COUNTY, TEXAS
STATEMENT OF NET ASSETS
PROPRIETARY FUNDS
AS OF 11/30/2009

<u>COMBINED TOTAL</u>		<u>ENTERPRISE</u>	<u>INTERNAL SERVICE</u>
ASSETS			
\$24,429,968.08	CASH AND INVESTMENTS	\$2,283,325.51	\$22,146,642.57
603,717.26	OTHER RECEIVABLES (NET)	287,444.40	316,272.86
3,314.41	PREPAID EXPENSES AND INVENTORY	3,314.41	0.00
<u>5,502,424.03</u>	FIXED ASSETS (NET)	<u>5,502,424.03</u>	<u>0.00</u>
<u>\$30,539,423.78</u>	TOTAL ASSETS	<u>\$8,076,508.35</u>	<u>\$22,462,915.43</u>
LIABILITIES AND NET ASSETS			
LIABILITIES:			
\$724,163.03	ACCOUNTS PAYABLE	\$79,582.74	\$644,580.29
10,898,112.74	OTHER LIABILITIES	36,276.06	10,861,836.68
2,099,273.99	ADVANCE FROM CAPITAL PROJECT FUND	2,099,273.99	0.00
<u>168,108.68</u>	COMPENSATED ABSENCES	<u>168,108.68</u>	<u>0.00</u>
13,889,658.44	TOTAL LIABILITIES	2,383,241.47	11,506,416.97
NET ASSETS:			
<u>16,649,765.34</u>	NET ASSETS	<u>5,693,266.88</u>	<u>10,956,498.46</u>
<u>16,649,765.34</u>	TOTAL NET ASSETS	<u>5,693,266.88</u>	<u>10,956,498.46</u>
<u>\$30,539,423.78</u>	TOTAL LIABILITIES AND NET ASSETS	<u>\$8,076,508.35</u>	<u>\$22,462,915.43</u>

TARRANT COUNTY, TEXAS
COMBINED STATEMENT OF REVENUES, EXPENSES
AND CHANGES IN FUND NET ASSETS
PROPRIETARY FUNDS
FOR THE TWO (2) MONTHS ENDED 11/30/2009

<u>COMBINED TOTAL</u>		<u>ENTERPRISE</u>	<u>INTERNAL SERVICE</u>
	OPERATING REVENUES:		
\$459,768.01	BUILDING RENTALS	\$459,768.01	\$0.00
2,266,832.07	USER FEES	0.00	2,266,832.07
8,173,242.35	COUNTY CONTRIBUTIONS	0.00	8,173,242.35
<u>281,083.71</u>	OTHER REVENUES	<u>64,851.99</u>	<u>216,231.72</u>
11,180,926.14	TOTAL OPERATING REVENUES	524,620.00	10,656,306.14
	OPERATING EXPENSES:		
181,196.71	PERSONNEL	181,196.71	0.00
126,188.66	BUILDING AND EQUIPMENT	125,220.52	968.14
57,606.91	DEPRECIATION AND AMORTIZATION	57,606.91	0.00
5,728,758.06	SELF INSURANCE CLAIMS	0.00	5,728,758.06
4,031,462.86	INSURANCE PREMIUMS	0.00	4,031,462.86
271,147.41	ADMINISTRATION	0.00	271,147.41
<u>98,366.08</u>	OTHER	<u>15,190.39</u>	<u>83,175.69</u>
<u>10,494,726.69</u>	TOTAL OPERATING EXPENSES	<u>379,214.53</u>	<u>10,115,512.16</u>
686,199.45	OPERATING INCOME (LOSS)	145,405.47	540,793.98
	NON-OPERATING REVENUE (EXPENSE):		
<u>35,946.54</u>	INTEREST INCOME	<u>3,618.25</u>	<u>32,328.29</u>
722,145.99	NET INCOME (LOSS) BEFORE TRANSFERS	149,023.72	573,122.27
	OPERATING TRANSFERS:		
0.00	OPERATING TRANSFERS IN	0.00	0.00
<u>0.00</u>	OPERATING TRANSFERS OUT	<u>0.00</u>	<u>0.00</u>
722,145.99	NET INCOME (LOSS)	149,023.72	573,122.27
	NET ASSETS:		
<u>15,927,619.35</u>	BEGINNING OF PERIOD	<u>5,544,243.16</u>	<u>10,383,376.19</u>
<u>\$16,649,765.34</u>	END OF PERIOD	<u>\$5,693,266.88</u>	<u>\$10,956,498.46</u>

**TARRANT COUNTY, TEXAS
COMBINED BALANCE SHEET
AGENCY FUNDS
AS OF 11/30/2009**

<u>COMBINED TOTAL</u>		<u>PAYROLL CLEARING</u>	<u>FEE OFFICE</u>
	ASSETS		
\$39,184,261.67	CASH AND INVESTMENTS	\$3,184,197.82	\$36,000,063.85
8,464.83	OTHER RECEIVABLES	8,464.83	0.00
2,663,311,967.52	FEE OFFICE RECEIVABLE	0.00	2,663,311,967.52
<u>44,502,066.08</u>	RESTRICTED ASSETS	<u>0.00</u>	<u>44,502,066.08</u>
<u>\$2,747,006,760.10</u>	TOTAL ASSETS	<u>\$3,192,662.65</u>	<u>\$2,743,814,097.45</u>
	LIABILITIES AND FUND BALANCE		
\$5,169.38	ACCOUNTS PAYABLE	\$5,169.38	\$0.00
<u>2,747,001,590.72</u>	OTHER LIABILITIES	<u>3,187,493.27</u>	<u>2,743,814,097.45</u>
<u>\$2,747,006,760.10</u>	TOTAL LIABILITIES AND FUND BALANCE	<u>\$3,192,662.65</u>	<u>\$2,743,814,097.45</u>

TARRANT COUNTY, TEXAS
NOTES TO COMBINED FINANCIAL STATEMENTS
FOR THE TWO (2) MONTHS ENDED 11/30/2009

I. SUMMARY OF SIGNIFICANT ACCOUNTING POLICIES:

Reporting Entity

The accompanying financial statements reflect the funds and accounts of the financial reporting entity Tarrant County, Texas (the "County"), as of November 2009 and for the two months then ended. Other components of the County not included in the accompanying financial statements include, Tarrant County Hospital District, Tarrant County Mental Health and Mental Retardation Services, Tarrant County Industrial Development Corporation, Tarrant County Health Facilities Development Corporation, Tarrant County Cultural Education Facilities Finance Corporation, and Tarrant County Housing Financing Corporation. These components are technically a part of the "reporting entity" because of the budgetary oversight responsibility by the Commissioners' Court of Tarrant County. These components however are unrelated to the financial condition and results of operations of the County, and have been excluded from the accompanying financial statements. Separate financial statements of these entities are available upon request.

Revenue Recognition

Revenue is generally recognized on the modified accrual basis. Under this method of accounting, revenues are recognized when susceptible to accrual, i.e., both measurable and available. The primary revenue sources susceptible to accrual are property taxes, fines and fees due to fee offices which are recognized as deferred revenue until cash is received. Other sources are generally not measurable until received in cash.

Expenditure Recognition

Expenditures are recorded when incurred. Expenditures for principal and interest on long-term debt are recorded when due. The accrual basis of accounting is utilized in the proprietary funds. Encumbrances are not included as expenditures.

Budget Basis Reporting

The budget is prepared utilizing a modified cash basis of accounting, with adjustments for encumbrances, as allowed by state statutes. Budget basis information is presented in the accompanying "Budgetary Information" section at a summary level. Budget information at the legal level of control is available upon request.

Investment Income Allocation

To maximize investment earnings on "idle" cash and cash equivalents, a "pooled cash" concept is utilized. Under this concept nearly all deposits are maintained in the same bank account and are invested on a daily basis. Generally, interest earnings are allocated to each fund based on the funds relative percentage of the total pool.

Compensated Absences

Accumulated unpaid vacation leave and vested sick pay have been recorded in the Enterprise Fund for the Resource Connection and in the Grant Fund for Housing. An additional amount has been accrued for salary related payments associated with the payment of compensated absences. The amount of compensated absences for the remaining governmental funds is \$36,292,815.30 which is recorded in the comprehensive annual financial report.

TARRANT COUNTY, TEXAS
NOTES TO COMBINED FINANCIAL STATEMENTS
FOR THE TWO (2) MONTHS ENDED 11/30/2009

II. BASIS OF PRESENTATION:

The accounts of the County are organized and operated on the basis of funds, each of which is considered a separate accounting entity. Government resources are allocated to and accounted for in individual funds based on the purpose for which they are to be spent and the means by which spending activities are controlled.

Funds are classified into three categories: Governmental, Proprietary and Fiduciary. Each category is divided into separate fund types. The following fund types are used by the County.

Governmental Funds: Used to account for all or most of a government's general activity.

General Fund – used to account for the general operations of the County.

Road and Bridge Fund – used to account for the collection and expenditure of those monies designated to be spent for acquisition, construction and maintenance of county roads and bridges.

Debt Service Fund – used to account for accumulation of resources and for the payment of general long-term debt principal, interest, and related costs.

Capital Projects Funds – used to account for financial resources to be used for the acquisition and/or construction of major capital facilities.

Grant Funds – used to account for the activities conducted under the many grant agreements between the County and various state and federal organizations.

Other Governmental Funds – used to account for specific revenue sources which are legally restricted to expenditures for specified purposes.

Proprietary Funds: Used to account for operations that are financed in a manner similar to those in the private sector, where the determination of net income is appropriate for sound financial administration.

Enterprise Fund – used to account for operations that are financed and operated in a manner similar to private enterprise where the County's intent is to provide goods or services to the public on a continuing basis financed primarily through user charges. The County operates two enterprise funds, the Resource Connection and Oil and Gas Royalty.

Internal Service Funds – used to account for the various self-insurance activities for the County.

Fiduciary Funds: Used to account for assets held by the County in a trustee or agency capacity for others and therefore cannot be used to support the government's own programs. The County has two fiduciary agency funds: Payroll Clearing and Fee Office funds. The Fee Office fund accounts for monies still in the custody of the fee officers. It includes tax collections in behalf of other taxing jurisdictions and restricted assets of court ordered trust funds administered by the County Clerk and District Clerk.

TARRANT COUNTY, TEXAS
NOTES TO COMBINED FINANCIAL STATEMENTS
FOR THE TWO (2) MONTHS ENDED 11/30/2009

III. NEGATIVE CASH BALANCES:

The following funds have negative cash balances at the balance sheet date. This occurs when expenditures exceed revenue collection. The General Fund has advanced money to these Funds thereby, allowing for continued operation of the related programs. These advances by the General Fund have been reflected in the accompanying combined balance sheet as Due from other funds. The advances also represent a loss of investment earnings to the General Fund and are not a reimbursable item by the grantor under reimbursing grant agreements.

Most negative cash balances arise in the County's reimbursing grant programs. These programs require the payment of expenditures prior to the reimbursement by the grantor. These cash deficits have existed for years and do not create any major concerns. However, this information is helpful to the reader of the financial statements to provide a fuller understanding of the details of County operations.

FUND	<u>DEFICIT</u>
F0024 DHHS-RYAN WHITE MINORITY AIDS INITIATIVE PROGRAM	\$ 4,452.76
F0025 DHHS-RYAN WHITE TITLE IV PART D - WOMEN, INFANTS, CHILDREN,	4,886.52
F0027 RYAN WHITE PART C - OUTPATIENT EIS PROGRAM	14,084.57
F0028 RYAN WHITE HIV/AIDS TREATMENT MODERNIZATION ACT PART A	71,853.90
F0030 HIV/RYAN WHITE II - ADMINISTRATIVE GRANT	42,130.94
F0031 HIV/STATE SERVICES	41,304.95
F0032 RYAN WHITE PART B	397,855.02
F0033 HIV/SURVEILLANCE	13,157.85
F0035 HIV/PREV INTERIM	96,856.23
F0037 HIV / H.O.P.W.A.	27,166.17
F0038 STD/HIV PREVENTION	63,838.76
F0040 TDFPS-COMMUNITY YOUTH DEVELOPMENT INTERIM	29,559.47
F0042 BIOTERRORISM PREPAREDNESS - LAB	30,714.88
F0043 BIOTERRORISM FORMULA	139,040.95
F0044 DSHS-C.R.I - CITIES READINESS INITIATIVE	24,808.19
F0045 TB/PC-TB CONTROL & PREVENTION (CLINIC) INTERIM	91,725.59
F0046 TUBERCULOSIS - PREVENTION AND CONTROL	30,082.40
F0047 REFUGEE HLTH	58,827.60
F0048 ADVANCE PRACTICE CENTER - NACCHO	47,418.19
F0051 IMMUNIZATIONS	23,705.12
F0055 PUBLIC HEALTH EMERGENCY RESPONSE - FOCUS 1	235,743.39
F0056 PUBLIC HEALTH EMERGENCY RESPONSE-FOCUS 2	127,635.53
F0060 WIC CARD PARTICIPATION	1,994,443.62
F0061 DSHS-OBESITY PREVENTION GRANT	16,331.03
F0062 ESSENTIAL HEALTH SERVICES OFFICE OF PUBLIC HEALTH	53,029.49
F0066 LABORATORY RESPONSE NETWORK-HPP	15,941.20
F0067 COMMUNITY PREPAREDNESS BIOTERRORISM DISCRETIONARY	86,172.53
F0069 COMMUNITY PREPAREDNESS BIOTERRORISM DISCRETIONARY	70,692.00
G0008 FAMILY DRUG COURT PROGRAM	854.68
G0060 JUVENILE ACCOUNTABILITY INCENTIVE BLOCK GRANT	17,920.00
G0065 VICTIMS ASSISTANCE GRANT-VOCA	11,024.47
G0081 VAWA - PROTECTIVE ORDER UNIT	27,708.34
G0084 D.I.R.E.C.T. PROGRAM	39,047.35

**TARRANT COUNTY, TEXAS
NOTES TO COMBINED FINANCIAL STATEMENTS
FOR THE TWO (2) MONTHS ENDED 11/30/2009**

III. NEGATIVE CASH BALANCES (CONT'D):

FUND	<u>DEFICIT</u>
G0085 MENTAL HEALTH DIVERSION COURT PROGRAM	\$ 17,268.44
G0090 DOMESTIC VIOLENCE INTERVENTION PROGRAM - PRETRIAL DIVERSIO	23,734.71
H0001 COMMUNITY DEVELOPMENT SALARY ALLOCATION FUND	14,926.80
H0041 HOME ADMINISTRATIVE FUNDS	312,870.85
H0042 COMMUNITY DEVELOPMENT BLOCK GRANT ADMINISTRATIVE	2,835,756.28
H0043 COMMUNITY DEVELOPMENT BLOCK GRANT - RECOVERY	23,044.64
H0045 NEIGHBORHOOD STABILIZATION PROGRAM	221,193.46
H0061 H.O.P.W.A.-CDBG	29,507.53
H0071 EMERGENCY SHELTER PROGRAM	28,958.19
H0072 HUD - HOMELESS PREVENTION & RAPID REHOUSING PGM	8,170.02
H0501 SUPPORTIVE HOUSING ADMIN	77,478.03
L0011 OJP - BJA-BRIEF STRATEGIC FAMILY THERAPY PROJECT	1,987.10
M0008 CITY OF FORT WORTH- JAG (MENTAL HEALTH LIASION)	31,516.52
M0010 ADULT DRUG COURT- JAG	17,398.41
M0014 ACCESS AND VISITATION GRANT	7,550.00
M0022 AUTO THEFT TASK FORCE	381,580.11
M0027 HELP AMERICA VOTE ACT - GENERAL HAVA COMPLIANCE	1,332,793.00
M0033 TEXAS HISTORICAL COMMISSION- EDUCATION	996.40
M0040 HOMELAND SECURITY GRANT PROGRAM (GDEM)	206,439.22
M0043 DADS-AGING AND DISABILITY RESOURCE CENTER	36,308.00
M0044 TXDOT COURTESY PATROL PROGRAM	1,047,678.97
M0048 BILINGUAL VICTIMS ASSISTANCE COORDINATOR	12,383.95
P0015 TJPC- DIVERSIONARY PLACEMENT FUND - GRANT "H"	51,556.00
P0017 TJPC-INTENSIVE COMMUNITY BASED PILOT - GRANT "U"	54,449.12
P0025 TJPC-PROGRESSIVE SANCTIONS -JPO	154,785.04
P0026 TJPC-PROGRESSIVE SANCTIONS -ISJPO	53,053.20
P0027 TJPC-JJAEP	242,207.35
R0015 HUD-Section 8 Portability	60,180.89
R0023 SECTION 8 - HOUSING VOUCHERS	2,552.00
R0024 SECTION 8 - HOUSING ADMIN	76.62
R0029 HUD - DISASTER VOUCHER PROGRAM	21,071.74
T0046 SUSAN G. KOMEN BREAST CANCER FOUNDATION GRANT	4,640.23
W0001 HOMELESS PREVENTION-CITY OF ARLINGTON	1,463.85
W0002 HOMELESS PREVENTION-CITY OF FORT WORTH	4,399.63
W0042 EMERGENCY FOOD AND SHELTER PROGRAM	13,978.06
SUB-TOTAL GRANTS	<u>\$ 11,283,968.05</u>
G1100 8TH ADMIN JUDICIAL REGION	203.50
T1200 STOP-SPECIALIZED TREATMENT FOR OFFENDERS	77,198.53
T1900 FWISD - TRUANCY	452.61
T3000 DA - JPS CONTRACT	112,913.18
T3100 TC EMERGENCY SERVICES DISTRICT #1	9,456.49
T7300 ELECTIONS CHAPTER 19	1,729.50
	<u>\$ 11,485,921.86</u>

TARRANT COUNTY, TEXAS
NOTES TO COMBINED FINANCIAL STATEMENTS
FOR THE FOR THE TWO (2) MONTHS ENDED 11/30/2009

IV. CAPITAL ASSETS:

A summary of the Governmental Funds' capital assets follows:

	<u>Balance</u> <u>October 1, 2009</u>	<u>Additions</u>	<u>Disposals/ Adjustments</u>	<u>Balance</u> <u>November 30, 2009</u>
Land and land improvements	\$ 52,918,725.43	\$ 3,179.71		\$ 52,921,905.14
Building and improvements	281,124,941.36	5,707.60	\$ 510,073.11	281,640,722.07
Construction in progress	19,871,045.14	815,871.31	(510,073.11)	20,176,843.34
Fixed equipment	99,679,868.66	451,755.50	(176,441.00)	99,955,183.16
Infrastructure	85,830,215.47			85,830,215.47
	<u>\$ 539,424,796.06</u>	<u>\$ 1,276,514.12</u>	<u>\$ (176,441.00)</u>	<u>\$ 540,524,869.18</u>

V. SCHEDULE OF OUTSTANDING BONDED DEBT:

	<u>AMOUNT</u>	<u>INTEREST RATES</u>
1999 - General Obligation	\$ 1,040,000	4.90% to 5.75%
2002 - General Obligation	18,945,000	4.00% to 5.00%
2004 - Tax Notes	2,570,000	2.625% to 3.25%
2004 - Limited Tax Refunding & Improvement Bonds	28,680,000	4.00% to 5.00%
2005 - Limited Tax Refunding Bonds	35,780,000	3.00% to 5.00%
2005 - Tax Notes	5,045,000	3.00% to 3.50%
2006 - Tax Notes	4,950,000	4.00% to 4.25%
2006 - General Obligation	73,325,000	4.00% to 5.00%
2007 - General Obligation	49,070,000	4.00% to 5.25%
2008 - General Obligation	102,805,000	3.50% to 5.00%
Total Outstanding Bonded Debt	<u>\$ 322,210,000</u>	

Arbitrage provisions of the Internal Revenue Tax Act of 1986 require the County to rebate excess arbitrage earnings from bond proceeds to the federal government. This amount was estimated to be \$24,298.90 November 30.

VI. FEE OFFICE FINANCIAL STATUS:

These financial statements reflect financial balances as of the date indicated below for the fee offices of the County:

<u>OFFICE</u>	<u>AS OF</u>	<u>OFFICE</u>	<u>AS OF</u>
Tax Assessor/Collector	October 31, 2009	Child Support	October 31, 2009
County Clerk	October 31, 2009	Child Support – Trust	October 31, 2009
Sheriff	October 31, 2009	Justice of Peace 1	October 31, 2009
Constable 1	October 31, 2009	Justice of Peace 2	October 31, 2009
Constable 2	October 31, 2009	Justice of Peace 3	October 31, 2009
Constable 3	October 31, 2009	Justice of Peace 4	October 31, 2009
Constable 4	October 31, 2009	Justice of Peace 5	October 31, 2009
Constable 5	October 31, 2009	Justice of Peace 6	October 31, 2009
Constable 6	October 31, 2009	Justice of Peace 7	October 31, 2009
Constable 7	October 31, 2009	Justice of Peace 8	October 31, 2009

TARRANT COUNTY, TEXAS
NOTES TO COMBINED FINANCIAL STATEMENTS
FOR THE FOR THE TWO (2) MONTHS ENDED 11/30/2009

V. FEE OFFICE FINANCIAL STATUS (CONT):

<u>OFFICE</u>	<u>AS OF</u>	<u>OFFICE</u>	<u>AS OF</u>
Constable 8	October 31, 2009	Community Supervision	
District Clerk	October 31, 2009	& Corrections	October 31, 2009
District Attorney	October 31, 2009		
Domestic Relations	October 31, 2009		

VII. CONTINGENCIES

The County is self-insured for workers' compensation, automobile bodily injury and property damage, comprehensive general liability and all self-insured retentions for existing policies. At November 30, 2009, \$9,626,627 had been accrued, based on an actuarial assessment, to provide for potential losses resulting from pending or threatened litigation, asserted claims and claims incurred but not reported.

VIII. INVESTMENTS:

All investment securities are purchased on the basis of "Delivery vs. Payment" and are held at JPMorgan Chase Bank – Dallas by the Safekeeping Department in a segregated account in the name of Tarrant County, Texas. "Delivery vs. Payment" means that the County's money is not released until the securities are delivered to the Safekeeping Department.

All securities held and transactions executed during the period conform to the requirements of the Government Code Section 2256, The Public Funds Investment Act, and the Tarrant County Investment Policy, as adopted by the Commissioners Court on December 16, 2008.

<u>DESCRIPTION</u>	<u>PAR</u>	<u>PURCHASE</u> <u>DATE</u>	<u>MATURITY</u>	<u>BOOK</u> <u>VALUE</u>	<u>MARKET</u> <u>VALUE</u>
FHLMC 1.80% call 12/22/09	19,360,000	04/01/09	12/22/10	19,529,927	19,529,927
FNMA 1.50-3.0% call 4/1/10	60,500,000	03/13/09	04/01/11	60,897,711	60,897,711
FHLMC 1.75% call 4/20/10	50,000,000	04/20/09	04/20/11	50,323,961	50,323,961
FNMA 1.0% call 7/6/10	60,000,000	07/06/09	10/06/11	60,466,304	60,466,304
FHLB 1.5% call 1/28/10	10,000,000	10/28/09	10/28/11	10,035,759	10,035,759
TOTAL SECURITIES				<u>\$ 201,253,662</u>	<u>\$ 201,253,662</u>
			Average Rate		
Chase - Certificate of Deposit 05/27/09 - 02/27/10			0.74%	20,001,644	20,001,644
Chase - Certificate of Deposit 06/04/09 - 03/04/10			0.71%	40,021,300	40,021,300
Chase - Certificate of Deposit 04/13/09 - 04/13/10			1.13%	50,028,250	50,028,250
Lone Star Investment Pool			0.15%	10,937,438	10,937,438
MBIA Investment Pool			0.28%	1,345,899	1,345,899
TexStar Investment Pool			0.20%	15,637,298	15,637,298
LOGIC Investment Pool			0.27%	1,265,040	1,265,040
TexPool Investment Pool			0.21%	23,362,867	23,362,867
TOTAL INVESTMENTS				<u>\$ 363,853,398</u>	<u>\$ 363,853,398</u>

Governmental Accounting Standards Board (GASB) Statement 31 requires that the book value of securities reflect the current market value. The book value of the securities listed above has been increased by \$724,937 to reflect the current market value at November 30, 2009.

**TARRANT COUNTY, TEXAS
CAPITAL PROJECT FUNDS
FUND DESCRIPTIONS**

FUND 451 - NON-DEBT CAPITAL FUND

This fund was established to account for capital acquisitions funded from County auction proceeds, operating transfers from general fund, gas signing bonuses and gas royalties.

FUND 453 - DISTRICT CLERK'S INFORMATION TECHNOLOGY REQUIREMENTS FUND

This fund was established to account for future information technology requirements, including significant imaging enhancements, for the District Clerk's Office.

FUND 432 - 2002 CERTIFICATES OF OBLIGATION FUND

This fund was established to account for the expenditures of the proceeds of Certificates of Obligation issued to fund capital acquisitions originally approved in the 2002 fiscal year budget.

FUND 434 - 2004 TAX NOTES FUND

This fund was established to account for the expenditures of the proceeds of Certificates of Obligation issued to fund capital acquisitions originally approved in the 2004 fiscal year budget.

FUND 435 - 2005 TAX NOTES FUND

This fund was established to account for the expenditures of the proceeds of Certificates of Obligation issued to fund capital acquisitions originally approved in the 2005 fiscal year budget.

FUND 436 - 2006 TAX NOTES FUND

This fund was established to account for the expenditures of the proceeds of Certificates of Obligation issued to fund capital acquisitions originally approved in the 2006 fiscal year budget.

FUND 475 – GENERAL OBLIGATION (LAW CENTER) FUND

This fund was established to account for the expenditure of the proceeds of General Obligation Bonds issued to fund capital acquisitions originally approved by the voters, primarily for the construction of the law center.

FUND 476 – 2006 BOND ELECTION FUND

This fund was established to account for the expenditure of the proceeds of General Obligation Bonds issued to fund capital acquisitions originally approved by the voters.

FUND 477 – 2006 BOND ELECTION-TRANSPORTATION FUND

This fund was established to account for the expenditure of the proceeds of General Obligation Bonds issued to fund transportation projects originally approved by the voters.

**TARRANT COUNTY, TEXAS
COMBINING BALANCE SHEET
CAPITAL PROJECTS FUNDS
AS OF 11/30/2009**

<u>COMBINED TOTAL</u>		<u>NON-DEBT CAPITAL</u>	<u>DISTRICT CLERK'S INFORMATION TECHNOLOGY REQUIREMENTS</u>	<u>2002 CERTIFICATES OF OBLIGATION</u>	<u>2004 TAX NOTES</u>
ASSETS					
\$274,671,602.24	CASH AND INVESTMENTS	\$41,721,732.56	\$2,986.33	\$0.00	\$84,518.52
9,504.70	OTHER RECEIVABLES	9,504.70	0.00	0.00	0.00
<u>2,099,273.99</u>	ADVANCE TO ENTERPRISE FUND	<u>0.00</u>	<u>0.00</u>	<u>2,099,273.99</u>	<u>0.00</u>
<u>\$276,780,380.93</u>	TOTAL ASSETS	<u>\$41,731,237.26</u>	<u>\$2,986.33</u>	<u>\$2,099,273.99</u>	<u>\$84,518.52</u>
LIABILITIES AND FUND BALANCE					
LIABILITIES:					
\$669,817.64	ACCOUNTS PAYABLE	\$657,333.27	\$0.00	\$0.00	\$0.00
24,298.90	OTHER LIABILITIES	0.00	0.00	0.00	2,852.43
<u>0.00</u>	DUE TO OTHER FUNDS	<u>0.00</u>	<u>0.00</u>	<u>0.00</u>	<u>0.00</u>
694,116.54	TOTAL LIABILITIES	657,333.27	0.00	0.00	2,852.43
FUND BALANCE :					
<u>276,086,264.39</u>	FUND BALANCE	<u>41,073,903.99</u>	<u>2,986.33</u>	<u>2,099,273.99</u>	<u>81,666.09</u>
<u>\$276,780,380.93</u>	TOTAL LIABILITIES AND FUND BALANCE	<u>\$41,731,237.26</u>	<u>\$2,986.33</u>	<u>\$2,099,273.99</u>	<u>\$84,518.52</u>

<u>2005 TAX NOTES</u>	<u>2006 TAX NOTES</u>	<u>1998 BOND ELECTION</u>	<u>2006 BOND ELECTION</u>	<u>2006 BOND ELECTION TRANSPORTATION</u>
\$147,793.95	\$1,035,643.14	\$2,908,680.51	\$146,476,675.86	\$82,293,571.37
0.00	0.00	0.00	0.00	0.00
0.00	0.00	0.00	0.00	0.00
<u>\$147,793.95</u>	<u>\$1,035,643.14</u>	<u>\$2,908,680.51</u>	<u>\$146,476,675.86</u>	<u>\$82,293,571.37</u>
\$0.00	\$997.23	\$8,481.14	\$3,006.00	\$0.00
15,648.48	0.00	5,797.99	0.00	0.00
0.00	0.00	0.00	0.00	0.00
15,648.48	997.23	14,279.13	3,006.00	0.00
<u>132,145.47</u>	<u>1,034,645.91</u>	<u>2,894,401.38</u>	<u>146,473,669.86</u>	<u>82,293,571.37</u>
<u>\$147,793.95</u>	<u>\$1,035,643.14</u>	<u>\$2,908,680.51</u>	<u>\$146,476,675.86</u>	<u>\$82,293,571.37</u>

TARRANT COUNTY, TEXAS
COMBINING STATEMENT OF REVENUES AND EXPENDITURES
AND CHANGES IN FUND BALANCE
CAPITAL PROJECTS FUNDS
FOR THE TWO (2) MONTHS ENDED 11/30/2009

<u>COMBINED TOTAL</u>		<u>NON-DEBT CAPITAL</u>	<u>DISTRICT CLERK'S INFORMATION TECHNOLOGY REQUIREMENTS</u>	<u>2002 CERTIFICATES OF OBLIGATION</u>	<u>2004 TAX NOTES</u>
REVENUES:					
\$97,927.90	INTERGOVERNMENTAL	\$97,927.90	\$0.00	\$0.00	\$0.00
431,902.37	INVESTMENT INCOME	65,647.59	1.12	0.00	0.00
<u>25,108.44</u>	MISCELLANEOUS	<u>25,108.44</u>	<u>0.00</u>	<u>0.00</u>	<u>0.00</u>
554,938.71	TOTAL REVENUES	188,683.93	1.12	0.00	0.00
EXPENDITURES:					
<u>2,361,529.88</u>	CAPITAL/CONSTRUCTION	<u>1,362,238.97</u>	<u>0.00</u>	<u>0.00</u>	<u>3,750.00</u>
<u>2,361,529.88</u>	TOTAL EXPENDITURES	<u>1,362,238.97</u>	<u>0.00</u>	<u>0.00</u>	<u>3,750.00</u>
(1,806,591.17)	EXCESS (DEFICIT) OF REVENUES OVER EXPENDITURES	(1,173,555.04)	1.12	0.00	(3,750.00)
OTHER FINANCING SOURCES (USES):					
1,797,291.30	OPERATING TRANSFERS IN	1,797,291.30	0.00	0.00	0.00
<u>0.00</u>	OPERATING TRANSFERS OUT	<u>0.00</u>	<u>0.00</u>	<u>0.00</u>	<u>0.00</u>
(9,299.87)	EXCESS (DEFICIT) OF REVENUES AND OPERATING TRANSFERS OVER EXPENDITURES	623,736.26	1.12	0.00	(3,750.00)
FUND BALANCE (DEFICIT):					
<u>276,095,564.26</u>	BEGINNING OF PERIOD	<u>40,450,167.73</u>	<u>2,985.21</u>	<u>2,099,273.99</u>	<u>85,416.09</u>
<u>\$276,086,264.39</u>	END OF PERIOD	<u>\$41,073,903.99</u>	<u>\$2,986.33</u>	<u>\$2,099,273.99</u>	<u>\$81,666.09</u>

<u>2005 TAX NOTES</u>	<u>2006 TAX NOTES</u>	<u>1998 BOND ELECTION</u>	<u>2006 BOND ELECTION</u>	<u>2006 BOND ELECTION TRANSPORTATION</u>
\$0.00	\$0.00	\$0.00	\$0.00	\$0.00
231.00	1,649.19	4,617.45	229,548.66	130,207.36
0.00	0.00	0.00	0.00	0.00
231.00	1,649.19	4,617.45	229,548.66	130,207.36
0.00	21,718.09	9,523.50	134,299.32	830,000.00
0.00	21,718.09	9,523.50	134,299.32	830,000.00
231.00	(20,068.90)	(4,906.05)	95,249.34	(699,792.64)
0.00	0.00	0.00	0.00	0.00
0.00	0.00	0.00	0.00	0.00
231.00	(20,068.90)	(4,906.05)	95,249.34	(699,792.64)
131,914.47	1,054,714.81	2,899,307.43	146,378,420.52	82,993,364.01
<u>\$132,145.47</u>	<u>\$1,034,645.91</u>	<u>\$2,894,401.38</u>	<u>\$146,473,669.86</u>	<u>\$82,293,571.37</u>



**TARRANT COUNTY, TEXAS
OTHER GOVERNMENTAL FUNDS
FUND DESCRIPTION**

FUND 241 - LAW LIBRARY FUND

This fund was established, pursuant to State statutes, to account for the collection and expenditure of monies collected in civil cases supporting the Tarrant County Law Library.

FUND 251 - VEHICLE INVENTORY TAX FUND

This fund was established, pursuant to State statutes, to account for any interest earnings generated from the vehicle inventory tax, which the collector shall retain to defray the cost of collecting this tax. The Tax Assessor has discretion over the use of this fund.

RECORDS PRESERVATION FUNDS

These funds were established, pursuant to State statutes, to account for the collection and expenditure of monies collected for the preservation and automation of County records. These funds are further described on page 27.

FUND 242 - EDUCATION FUND

This fund was established, pursuant to State statutes, to account for the collection and expenditure of monies collected to provide for the continuing education of those officials and employees associated with the probate courts and certain law enforcement offices.

FUND T04 - PUBLIC HEALTH CONTRACT

The Tarrant County Hospital District provides funding for the operation of the Tarrant County Health Department in an effort to aggregate the cost of health service to Tarrant County residents. This funding arrangement began in 1999. These costs were previously paid from the County's General fund.

FUND 223 - CONSUMER HEALTH FUND

This fund was established, pursuant to State statutes, to account for the collection of food permit fees and expenditures incurred in connection with issuing permits and conducting inspections.

COURT DESIGNATED FUNDS

These funds were established to account for the collection and expenditures of court ordered fees, pursuant to State statutes. These funds are further described on page 25.

FUNDS (D62-D87) - DISTRICT ATTORNEY CONTRACTS

These funds are used to account for monies collected by the District Attorney which are used in the investigation of criminal activities. These monies consist primarily of fees for bad checks and forfeited monies resulting from narcotics related convictions.

FUNDS (S43-S97) – SHERIFF CONTRACTS

These funds are used to account for monies collected by activities in the Sheriff Department. These activities include fees from operation of the jail commissary which are used for the benefit of the jail inmates. Some of these funds are the custody of the Sheriff. Monies are also collected from forfeitures resulting from narcotics related activities.

FUNDS (T05-T99) – MISCELLANEOUS CONTRACTS

These funds are used to account for monies received by Tarrant County as contributions for specified purposes.

**TARRANT COUNTY, TEXAS
COMBINING BALANCE SHEET
OTHER GOVERNMENTAL FUNDS
AS OF 11/30/2009**


<u>COMBINED TOTAL</u>		<u>LAW LIBRARY</u>	<u>VEHICLE INVENTORY TAX</u>	<u>RECORDS PRESERVATION FUNDS</u>	<u>EDUCATION</u>
ASSETS					
\$20,976,119.04	CASH AND INVESTMENTS	\$593,661.92	\$540,435.60	\$9,707,740.12	\$100,444.68
306,061.45	OTHER RECEIVABLES	4,245.00	0.00	2,418.39	0.00
<u>45,441.75</u>	PREPAID EXPENSES AND INVENTORY	<u>422.50</u>	<u>0.00</u>	<u>5,774.49</u>	<u>0.00</u>
<u>\$21,327,622.24</u>	TOTAL ASSETS	<u>\$598,329.42</u>	<u>\$540,435.60</u>	<u>\$9,715,933.00</u>	<u>\$100,444.68</u>
LIABILITIES AND FUND BALANCE					
LIABILITIES:					
\$490,452.74	ACCOUNTS PAYABLE	\$2,206.01	\$0.00	\$44,898.13	\$601.43
2,882,173.15	OTHER LIABILITIES	12,047.27	1,718.37	87,469.22	0.00
201,953.81	DUE TO OTHER FUNDS	0.00	0.00	0.00	0.00
<u>0.00</u>	DEFERRED REVENUE	<u>0.00</u>	<u>0.00</u>	<u>0.00</u>	<u>0.00</u>
3,574,579.70	TOTAL LIABILITIES	14,253.28	1,718.37	132,367.35	601.43
FUND BALANCE :					
<u>17,753,042.54</u>	FUND BALANCES	<u>584,076.14</u>	<u>538,717.23</u>	<u>9,583,565.65</u>	<u>99,843.25</u>
<u>\$21,327,622.24</u>	TOTAL LIABILITIES AND FUND BALANCE	<u>\$598,329.42</u>	<u>\$540,435.60</u>	<u>\$9,715,933.00</u>	<u>\$100,444.68</u>

<u>PUBLIC HEALTH CONTRACT</u>	<u>CONSUMER HEALTH</u>	<u>COURT DESIGNATED FUNDS</u>	<u>DISTRICT ATTORNEY CONTRACTS</u>	<u>SHERIFF CONTRACTS</u>	<u>MISCELLANEOUS CONTRACTS</u>
\$1,350,139.51	\$483,862.50	\$1,388,364.16	\$2,771,849.27	\$627,243.31	\$3,412,377.97
0.00	0.00	3,033.90	0.00	0.00	296,364.16
16,024.07	0.00	0.00	11,818.00	11,402.69	0.00
<u>\$1,366,163.58</u>	<u>\$483,862.50</u>	<u>\$1,391,398.06</u>	<u>\$2,783,667.27</u>	<u>\$638,646.00</u>	<u>\$3,708,742.13</u>
\$58,532.31	\$0.00	\$3,874.96	\$299,523.79	\$24,687.08	\$56,129.03
273,567.75	23,061.89	7,011.62	2,392,128.45	21,366.79	63,801.79
0.00	0.00	0.00	0.00	0.00	201,953.81
0.00	0.00	0.00	0.00	0.00	0.00
332,100.06	23,061.89	10,886.58	2,691,652.24	46,053.87	321,884.63
<u>1,034,063.52</u>	<u>460,800.61</u>	<u>1,380,511.48</u>	<u>92,015.03</u>	<u>592,592.13</u>	<u>3,386,857.50</u>
<u>\$1,366,163.58</u>	<u>\$483,862.50</u>	<u>\$1,391,398.06</u>	<u>\$2,783,667.27</u>	<u>\$638,646.00</u>	<u>\$3,708,742.13</u>

TARRANT COUNTY, TEXAS
COMBINING STATEMENT OF REVENUES AND EXPENDITURES
AND CHANGES IN FUND BALANCE
OTHER GOVERNMENTAL FUNDS
FOR THE TWO (2) MONTHS ENDED 11/30/2009

COMBINED TOTAL		LAW LIBRARY	VEHICLE INVENTORY TAX	RECORDS PRESERVATION FUNDS	EDUCATION
REVENUES:					
\$0.00	TAXES, LICENSES AND PERMITS	\$0.00	\$0.00	\$0.00	\$0.00
1,478,705.49	FEE OF OFFICE	194,213.00	0.00	697,613.40	2,465.00
571,136.36	INTERGOVERNMENTAL	0.00	0.00	0.00	0.00
29,459.77	INVESTMENT INCOME	947.98	857.83	15,050.26	0.00
617,129.89	MISCELLANEOUS	4,499.86	0.16	12.99	0.00
<u>2,696,431.51</u>	TOTAL REVENUES	<u>199,660.84</u>	<u>857.99</u>	<u>712,676.65</u>	<u>2,465.00</u>
EXPENDITURES:					
CURRENT:					
916,912.27	GENERAL GOVERNMENT	0.00	10,832.04	479,280.12	0.00
170,999.89	PUBLIC SAFETY	0.00	0.00	0.00	5,164.80
709,805.22	JUDICIAL	6,692.69	0.00	31,516.67	8,186.30
1,924,700.99	COMMUNITY SERVICES	123,073.20	0.00	0.00	0.00
30,974.55	CAPITAL/CONSTRUCTION	0.00	0.00	6,431.91	0.00
<u>3,753,392.92</u>	TOTAL EXPENDITURES	<u>129,765.89</u>	<u>10,832.04</u>	<u>517,228.70</u>	<u>13,351.10</u>
(1,056,961.41)	EXCESS (DEFICIT) OF REVENUES OVER EXPENDITURES	69,894.95	(9,974.05)	195,447.95	(10,886.10)
OTHER FINANCING SOURCES (USES):					
0.00	OPERATING TRANSFERS IN	0.00	0.00	0.00	0.00
(116,271.10)	OPERATING TRANSFERS OUT	0.00	0.00	0.00	0.00
(1,173,232.51)	EXCESS (DEFICIT) OF REVENUES AND OPERATING TRANSFERS OVER EXPENDITURES	69,894.95	(9,974.05)	195,447.95	(10,886.10)
FUND BALANCES:					
18,926,275.05	BEGINNING OF PERIOD	514,181.19	548,691.28	9,388,117.70	110,729.35
<u>\$17,753,042.54</u>	END OF PERIOD	<u>\$584,076.14</u>	<u>\$538,717.23</u>	<u>\$9,583,565.65</u>	<u>\$99,843.25</u>

<u>PUBLIC HEALTH CONTRACT</u>	<u>CONSUMER HEALTH</u>	<u>COURT DESIGNATED FUNDS</u>	<u>DISTRICT ATTORNEY CONTRACTS</u>	<u>SHERIFF CONTRACTS</u>	<u>MISCELLANEOUS CONTRACTS</u>
\$0.00	\$0.00	\$0.00	\$0.00	\$0.00	\$0.00
202,556.94	102,442.83	240,230.05	20,669.27	0.00	18,515.00
0.00	0.00	60,335.12	0.00	0.00	510,801.24
3,286.08	767.16	2,062.77	249.23	905.83	5,332.63
0.22	0.00	0.00	372,570.30	184,136.47	55,909.89
<u>205,843.24</u>	<u>103,209.99</u>	<u>302,627.94</u>	<u>393,488.80</u>	<u>185,042.30</u>	<u>590,558.76</u>
25,463.06	0.00	27,792.00	0.00	0.00	373,545.05
0.00	0.00	0.00	0.00	151,751.82	14,083.27
0.00	0.00	45,600.72	324,709.70	0.00	293,099.14
1,615,042.74	115,128.25	0.00	0.00	0.00	71,456.80
10,684.38	0.00	0.00	0.00	1,061.58	12,796.68
<u>1,651,190.18</u>	<u>115,128.25</u>	<u>73,392.72</u>	<u>324,709.70</u>	<u>152,813.40</u>	<u>764,980.94</u>
(1,445,346.94)	(11,918.26)	229,235.22	68,779.10	32,228.90	(174,422.18)
0.00	0.00	0.00	0.00	0.00	0.00
0.00	0.00	(95,601.83)	(20,669.27)	0.00	0.00
(1,445,346.94)	(11,918.26)	133,633.39	48,109.83	32,228.90	(174,422.18)
<u>2,479,410.46</u>	<u>472,718.87</u>	<u>1,246,878.09</u>	<u>43,905.20</u>	<u>560,363.23</u>	<u>3,561,279.68</u>
<u>\$1,034,063.52</u>	<u>\$460,800.61</u>	<u>\$1,380,511.48</u>	<u>\$92,015.03</u>	<u>\$592,592.13</u>	<u>\$3,386,857.50</u>



**TARRANT COUNTY, TEXAS
RECORDS PRESERVATION FUNDS
FUND DESCRIPTION**

FUND 211 - RECORDS PRESERVATION & AUTOMATION FUND - FILINGS

This fund was established, pursuant to State statutes, to account for the collection and expenditure of monies collected from filing fees to allow for the preservation and automation of County records. The County Clerk has discretion over the use of this fund.

FUND 212 - RECORDS PRESERVATION & AUTOMATION FUND - CONVICTIONS

This fund was established, pursuant to State statutes, to account for the collection and expenditure of monies collected in court for the preservation and automation of County records.

FUND 213 - RECORDS PRESERVATION & RESTORATION FUND

This fund was established, pursuant to State statutes, to account for the collection and expenditure of monies collected from filing fees for the preservation and restoration of County records.

FUND 214 - COURT RECORD PRESERVATION FUND

This fund was established, pursuant to State statutes, to account for the collection and expenditure of monies collected from filing fees for the preservation and restoration of County records.

FUND 215 – DISTRICT COURT RECORDS TECHNOLOGY (ARCHIVE) FUND

This fund was established, pursuant to State statutes, to account for the collection and expenditure of monies collected from filing fees for the preservation and restoration of district court records archives.

**TARRANT COUNTY, TEXAS
COMBINING BALANCE SHEET
RECORD PRESERVATION FUNDS
AS OF 11/30/2009**

<u>COMBINED TOTAL</u>		<u>RECORDS PRESERVATION & AUTOMATION -FILINGS</u>	<u>RECORDS PRESERVATION & AUTOMATION -CONVICTIONS</u>	<u>RECORDS PRESERVATION & RESTORATION</u>
ASSETS				
\$9,707,740.12	CASH AND INVESTMENTS	\$3,560,546.65	\$350,929.28	\$5,779,065.43
2,418.39	OTHER RECEIVABLES	0.00	1,728.39	0.00
<u>5,774.49</u>	PREPAID EXPENSES AND INVENTORY	<u>0.00</u>	<u>0.00</u>	<u>5,774.49</u>
<u>\$9,715,933.00</u>	TOTAL ASSETS	<u>\$3,560,546.65</u>	<u>\$352,657.67</u>	<u>\$5,784,839.92</u>
LIABILITIES AND FUND BALANCE				
LIABILITIES:				
\$44,898.13	ACCOUNTS PAYABLE	\$44,023.56	\$715.86	\$158.71
<u>87,469.22</u>	OTHER LIABILITIES	<u>35,803.33</u>	<u>19,131.55</u>	<u>32,534.34</u>
132,367.35	TOTAL LIABILITIES	79,826.89	19,847.41	32,693.05
FUND BALANCE :				
<u>9,583,565.65</u>	FUND BALANCES	<u>3,480,719.76</u>	<u>332,810.26</u>	<u>5,752,146.87</u>
<u>\$9,715,933.00</u>	TOTAL LIABILITIES AND FUND BALANCE	<u>\$3,560,546.65</u>	<u>\$352,657.67</u>	<u>\$5,784,839.92</u>

<u>COURT RECORD PRESERVATION</u>	<u>DISTRICT COURT RECORDS TECHNOLOGY (ARCHIVE)</u>
\$0.00	\$17,198.76
0.00	690.00
<u>0.00</u>	<u>0.00</u>
<u>\$0.00</u>	<u>\$17,888.76</u>

\$0.00	\$0.00
<u>0.00</u>	<u>0.00</u>
0.00	0.00
<u>0.00</u>	<u>17,888.76</u>
<u>\$0.00</u>	<u>\$17,888.76</u>

TARRANT COUNTY, TEXAS
COMBINING STATEMENT OF REVENUES AND EXPENDITURES
AND CHANGES IN FUND BALANCE
RECORDS PRESERVATION FUNDS
FOR THE TWO (2) MONTHS ENDED 11/30/2009

<u>COMBINED TOTAL</u>		<u>RECORDS PRESERVATION & AUTOMATION -FILINGS</u>	<u>RECORDS PRESERVATION & AUTOMATION -CONVICTIONS</u>	<u>RECORDS PRESERVATION RESTORATION</u>
	REVENUES:			
\$697,613.40	FEES OF OFFICE	\$299,828.28	\$99,528.12	\$280,382.00
15,050.26	INVESTMENT INCOME	5,535.28	570.37	8,930.85
12.99	MISCELLANEOUS	12.99	0.00	0.00
<u>712,676.65</u>	TOTAL REVENUES	<u>305,376.55</u>	<u>100,098.49</u>	<u>289,312.85</u>
	EXPENDITURES:			
	CURRENT:			
479,280.12	GENERAL GOVERNMENT	250,011.37	63,540.97	165,727.78
31,516.67	JUDICIAL	5,474.37	26,042.30	0.00
6,431.91	CAPITAL/CONSTRUCTION	6,369.19	62.72	0.00
<u>517,228.70</u>	TOTAL EXPENDITURES	<u>261,854.93</u>	<u>89,645.99</u>	<u>165,727.78</u>
195,447.95	EXCESS (DEFICIT) OF REVENUES OVER EXPENDITURES	43,521.62	10,452.50	123,585.07
	FUND BALANCES:			
<u>9,388,117.70</u>	BEGINNING OF PERIOD	<u>3,437,198.14</u>	<u>322,357.76</u>	<u>5,628,561.80</u>
<u>\$9,583,565.65</u>	END OF PERIOD	<u>\$3,480,719.76</u>	<u>\$332,810.26</u>	<u>\$5,752,146.87</u>

<u>COURT RECORD PRESERVATION</u>	<u>DISTRICT COURT RECORDS TECHNOLOGY (ARCHIVE)</u>
\$0.00	\$17,875.00
0.00	13.76
<u>0.00</u>	<u>0.00</u>
0.00	17,888.76
0.00	0.00
0.00	0.00
<u>0.00</u>	<u>0.00</u>
0.00	0.00
0.00	17,888.76
<u>0.00</u>	<u>0.00</u>
<u><u>\$0.00</u></u>	<u><u>\$17,888.76</u></u>



**TARRANT COUNTY, TEXAS
COURT DESIGNATED FUNDS
FUND DESCRIPTION**

FUND 221 - COURTHOUSE SECURITY FUND

This fund was established, pursuant to State statutes, to account for the collection of Courthouse security fees assessed in court cases. Revenue is subsequently transferred to the general fund where expenditures for Courthouse security are recorded.

FUND 224 – JUVENILE DELINQUENCY PREVENTION FUND

This fund was established, pursuant to State statutes, to account for the collection of a fee related to graffiti court cases. The revenues in this fund are to be used to repair damages, provide educational and intervention programs, and provide rewards to the public for aiding in the apprehension and prosecution of offenders who commit graffiti offenses.

FUND 225 - ALTERNATIVE DISPUTE RESOLUTION SYSTEM (ADRS)

This fund was established, pursuant to State statutes, to account for an alternative dispute resolution system for the peaceable and expeditious resolution of citizen disputes.

FUND 226 – PROBATE CONTRIBUTIONS FUND

This fund was established, pursuant to State statutes, to account for the collection of a fee under Section 51.704. The revenues in this fund are to be used for court-related purposes for the support of the statutory probate courts.

FUND 243 - APPELLATE JUDICIAL SYSTEM FUND

This fund was established, pursuant to State statutes, to account for the collection and expenditure of monies collected in civil cases to provide for a portion of the operational costs of the Court of Appeals.

FUND 227 – JUSTICE COURT TECHNOLOGY FUND

This fund was established, pursuant to State statutes, to account for the collection and expenditure of monies to provide for technology in the justice of the peace courts.

FUND 228 – JUSTICE COURT BUILDING SECURITY FUND

This fund was established, pursuant to State statutes, to account for the collection and expenditure of monies to provide for security in the justice court buildings.

FUND 229 – CHILD ABUSE PREVENTION FUND

This fund was established, pursuant to State statutes, to account for the collection and expenditure of monies to provide for child abuse prevention programs.

FUND 230 – FAMILY PROTECTION FUND

This fund was established, pursuant to State statutes, to account for the collection and expenditure of monies to provide for family protection services.

FUND 231 – GUARDIANSHIP FUND

This fund was established, pursuant to State statutes, to account for the collection and expenditure of monies to provide compensation of a guardian ad litem, an attorney ad litem, and/or fund local guardianship programs for indigent incapacitated persons.

FUND 232 – DRUG AND ALCOHOL COURT FUND

This fund was established, pursuant to State statutes, to account for the collection and expenditure of monies to provide for drug and alcohol court program.

FUND 233 – COUNTY AND DISTRICT COURT TECHNOLOGY FUND

This fund was established, pursuant to State statutes, to account for the collection and expenditure of monies to provide for county and district court technology.

**TARRANT COUNTY, TEXAS
COMBINING BALANCE SHEET
COURT DESIGNATED FUNDS
AS OF 11/30/2009**

<u>COMBINED TOTAL</u>		<u>COURTHOUSE SECURITY</u>	<u>JUVENILE DELINQUENCY PREVENTION</u>	<u>ADRS</u>	<u>PROBATE CONTRIBUTION FUND</u>	<u>APPELLATE JUDICIAL SYSTEM</u>
ASSETS						
\$1,388,364.16	CASH AND INVESTMENTS	\$2.24	\$1,038.43	\$407,601.94	\$169,858.65	\$212,059.52
<u>3,033.90</u>	OTHER RECEIVABLES	<u>0.00</u>	<u>0.00</u>	<u>1,440.50</u>	<u>0.00</u>	<u>604.00</u>
<u>\$1,391,398.06</u>	TOTAL ASSETS	<u>\$2.24</u>	<u>\$1,038.43</u>	<u>\$409,042.44</u>	<u>\$169,858.65</u>	<u>\$212,663.52</u>
LIABILITIES AND FUND BALANCE						
LIABILITIES:						
\$3,874.96	ACCOUNTS PAYABLE	\$2.24	\$0.00	\$0.00	\$0.00	\$3,853.99
<u>7,011.62</u>	OTHER LIABILITIES	<u>0.00</u>	<u>0.00</u>	<u>0.00</u>	<u>3,969.41</u>	<u>2,498.51</u>
10,886.58	TOTAL LIABILITIES	2.24	0.00	0.00	3,969.41	6,352.50
FUND BALANCE :						
<u>1,380,511.48</u>	FUND BALANCES	<u>0.00</u>	<u>1,038.43</u>	<u>409,042.44</u>	<u>165,889.24</u>	<u>206,311.02</u>
<u>\$1,391,398.06</u>	TOTAL LIABILITIES AND FUND BALANCE	<u>\$2.24</u>	<u>\$1,038.43</u>	<u>\$409,042.44</u>	<u>\$169,858.65</u>	<u>\$212,663.52</u>

<u>JUSTICE COURT TECHNOLOGY FUND</u>	<u>JUSTICE COURT BUILDING SECURITY</u>	<u>CHILD ABUSE PREVENTION FUND</u>	<u>FAMILY PROTECTION FUND</u>	<u>GUARDIANSHIP FUND</u>	<u>DRUG & ALCOHOL COURT</u>	<u>COUNTY AND DISTRICT COURT TECHNOLOGY FUND</u>
\$3,243.22	\$805.80	\$564.67	\$19,635.00	\$10,200.00	\$18,249.55	\$0.00
0.00	0.00	0.00	0.00	0.00	0.00	0.00
204.23	0.00	10.47	455.08	99.29	127.10	0.00
<u>3,447.45</u>	<u>805.80</u>	<u>575.14</u>	<u>20,090.08</u>	<u>10,299.29</u>	<u>18,376.65</u>	<u>0.00</u>
0.00	0.00	0.00	0.00	0.00	0.00	0.00
0.00	0.00	0.00	0.00	0.00	2,125.39	0.00
<u>0.00</u>	<u>0.00</u>	<u>0.00</u>	<u>0.00</u>	<u>0.00</u>	<u>2,125.39</u>	<u>0.00</u>
3,447.45	805.80	575.14	20,090.08	10,299.29	16,251.26	0.00
0.00	(805.80)	0.00	0.00	0.00	0.00	0.00
3,447.45	0.00	575.14	20,090.08	10,299.29	16,251.26	0.00
128,895.62	0.00	6,452.78	281,283.59	58,489.15	72,445.99	0.00
<u>\$132,343.07</u>	<u>\$0.00</u>	<u>\$7,027.92</u>	<u>\$301,373.67</u>	<u>\$68,788.44</u>	<u>\$88,697.25</u>	<u>\$0.00</u>



**TARRANT COUNTY, TEXAS
ENTERPRISE FUNDS
FUND DESCRIPTIONS**

FUND 511 – RESOURCE CONNECTION

This fund was established to account for activities of the Resource Connection.

FUND 512 – OIL & GAS ROYALTY FUND


This fund was established to account for proceeds from the lease of County mineral rights on the Resource Connection campus.

TARRANT COUNTY, TEXAS
COMBINING BALANCE SHEET
ENTERPRISE FUNDS
AS OF 11/30/2009

<u>COMBINED TOTAL</u>		<u>RESOURCE CONNECTION</u>	<u>OIL & GAS ROYALTY</u>
ASSETS			
\$2,283,325.51	CASH AND INVESTMENTS	\$570,364.29	\$1,712,961.22
287,444.40	OTHER RECEIVABLES	287,444.40	0.00
3,314.41	PREPAID EXPENSES & INVENTORIES	3,314.41	0.00
<u>5,502,424.03</u>	FIXED ASSETS, NET	<u>4,874,828.32</u>	<u>627,595.71</u>
<u>\$8,076,508.35</u>	TOTAL ASSETS	<u>\$5,735,951.42</u>	<u>\$2,340,556.93</u>
LIABILITIES AND NET ASSETS			
LIABILITIES:			
\$79,582.74	ACCOUNTS PAYABLE	\$51,273.74	\$28,309.00
36,276.06	OTHER LIABILITIES	36,276.06	0.00
2,099,273.99	ADVANCE FROM CAPITAL PROJECT FUND	2,099,273.99	0.00
<u>168,108.68</u>	COMPENSATED ABSENCES	<u>168,108.68</u>	<u>0.00</u>
2,383,241.47	TOTAL LIABILITIES	2,354,932.47	28,309.00
NET ASSETS:			
<u>5,693,266.88</u>	NET ASSETS	<u>3,381,018.95</u>	<u>2,312,247.93</u>
<u>5,693,266.88</u>	TOTAL NET ASSETS	<u>3,381,018.95</u>	<u>2,312,247.93</u>
<u>\$8,076,508.35</u>	TOTAL LIABILITIES AND NET ASSETS	<u>\$5,735,951.42</u>	<u>\$2,340,556.93</u>

TARRANT COUNTY, TEXAS
COMBINING STATEMENT OF REVENUES, EXPENSES
AND CHANGES IN FUND NET ASSETS
ENTERPRISE FUNDS
FOR THE TWO (2) MONTHS ENDED 11/30/2009

<u>COMBINED TOTAL</u>		<u>RESOURCE CONNECTION</u>	<u>OIL & GAS ROYALTY</u>
	OPERATING REVENUES:		
\$459,768.01	BUILDING RENTALS	\$459,768.01	\$0.00
<u>64,851.99</u>	OTHER REVENUES	<u>14,852.10</u>	<u>49,999.89</u>
524,620.00	TOTAL OPERATING REVENUES	474,620.11	49,999.89
	OPERATING EXPENSES:		
181,196.71	PERSONNEL	181,196.71	0.00
125,220.52	BUILDING AND EQUIPMENT	120,815.51	4,405.01
57,606.91	DEPRECIATION AND AMORTIZATION	50,251.99	7,354.92
0.00	INSURANCE PREMIUMS	0.00	0.00
<u>15,190.39</u>	OTHER	<u>15,190.39</u>	<u>0.00</u>
<u>379,214.53</u>	TOTAL OPERATING EXPENSES	<u>367,454.60</u>	<u>11,759.93</u>
145,405.47	OPERATING INCOME (LOSS)	107,165.51	38,239.96
	NON-OPERATING REVENUE (EXPENSE):		
<u>3,618.25</u>	INTEREST INCOME	<u>973.71</u>	<u>2,644.54</u>
149,023.72	NET INCOME (LOSS) BEFORE TRANSFERS	108,139.22	40,884.50
	OPERATING TRANSFERS:		
0.00	OPERATING TRANSFERS IN	0.00	0.00
<u>0.00</u>	OPERATING TRANSFERS OUT	<u>0.00</u>	<u>0.00</u>
149,023.72	NET INCOME (LOSS)	108,139.22	40,884.50
	NET ASSETS:		
<u>5,544,243.16</u>	BEGINNING OF PERIOD	<u>3,272,879.73</u>	<u>2,271,363.43</u>
<u>\$5,693,266.88</u>	END OF PERIOD	<u>\$3,381,018.95</u>	<u>\$2,312,247.93</u>



**TARRANT COUNTY, TEXAS
INTERNAL SERVICE FUNDS
FUND DESCRIPTIONS**

FUND 615 - SELF INSURANCE FUND

This fund was established to account for expenditures of bond proceeds received in fiscal year 1998 for the county self insured general liability claims.

FUND 616 - SELF INSURANCE RESERVE FUND

This fund was established to accumulate a reserve for self insured general liability claims. It is not anticipated that these monies will be expended until the Self Insurance Fund (615) has been exhausted.

FUND 619 - WORKERS COMPENSATION

This fund was established to account for workers compensation claims. Prior to the establishment of fund 615, this fund was used for general liability and automobile/property damage claims.

FUND 621 - COUNTY CLERK PROFESSIONAL LIABILITY FUND

This fund was established to account for the County Clerk's errors and omissions self insurance.

FUND 622 - DISTRICT CLERK PROFESSIONAL LIABILITY FUND

This fund was established to account for the District Clerk's errors and omissions self insurance.

FUND 651 - EMPLOYEE BENEFITS FUND

This fund was established to account for Tarrant County employee benefits.

TARRANT COUNTY, TEXAS
COMBINING BALANCE SHEET
INTERNAL SERVICE FUNDS
AS OF 11/30/2009

<u>COMBINED TOTAL</u>		<u>SELF INSURANCE</u>	<u>SELF INSURANCE RESERVE</u>	<u>WORKERS COMPENSATION</u>
ASSETS				
\$22,146,642.57	CASH AND INVESTMENTS	\$643,223.89	\$3,059,561.83	\$5,080,477.55
<u>316,272.86</u>	OTHER RECEIVABLES	<u>96.00</u>	<u>0.00</u>	<u>0.00</u>
<u>\$22,462,915.43</u>	TOTAL ASSETS	<u>\$643,319.89</u>	<u>\$3,059,561.83</u>	<u>\$5,080,477.55</u>
LIABILITIES AND NET ASSETS				
LIABILITIES:				
\$644,580.29	ACCOUNTS PAYABLE	\$8,089.96	\$0.00	\$13,897.90
<u>10,861,836.68</u>	OTHER LIABILITIES	<u>975,891.00</u>	<u>0.00</u>	<u>8,650,735.80</u>
11,506,416.97	TOTAL LIABILITIES	983,980.96	0.00	8,664,633.70
NET ASSETS:				
<u>10,956,498.46</u>	NET ASSETS	<u>(340,661.07)</u>	<u>3,059,561.83</u>	<u>(3,584,156.15)</u>
<u>10,956,498.46</u>	TOTAL NET ASSETS	<u>(340,661.07)</u>	<u>3,059,561.83</u>	<u>(3,584,156.15)</u>
<u>\$22,462,915.43</u>	TOTAL LIABILITIES AND NET ASSETS	<u>\$643,319.89</u>	<u>\$3,059,561.83</u>	<u>\$5,080,477.55</u>

<u>COUNTY CLERK PROFESSIONAL LIABILITY</u>	<u>DISTRICT CLERK PROFESSIONAL LIABILITY</u>	<u>EMPLOYEE BENEFITS</u>
\$667,115.37	\$738,620.54	\$11,957,643.39
0.00	0.00	316,176.86
<u>\$667,115.37</u>	<u>\$738,620.54</u>	<u>\$12,273,820.25</u>

\$0.00	\$0.00	\$622,592.43
0.00	0.00	1,235,209.88

0.00	0.00	1,857,802.31
------	------	--------------

<u>667,115.37</u>	<u>738,620.54</u>	<u>10,416,017.94</u>
-------------------	-------------------	----------------------


<u>667,115.37</u>	<u>738,620.54</u>	<u>10,416,017.94</u>
-------------------	-------------------	----------------------

<u>\$667,115.37</u>	<u>\$738,620.54</u>	<u>\$12,273,820.25</u>
---------------------	---------------------	------------------------

TARRANT COUNTY, TEXAS
COMBINING STATEMENT OF REVENUES, EXPENSES
AND CHANGES IN FUND NET ASSETS
INTERNAL SERVICE FUNDS
FOR THE TWO (2) MONTHS ENDED 11/30/2009

<u>COMBINED TOTAL</u>		<u>SELF INSURANCE</u>	<u>SELF INSURANCE RESERVE</u>	<u>WORKERS COMPENSATION</u>
	OPERATING REVENUES:			
\$2,266,832.07	USER FEES	\$0.00	\$0.00	\$0.00
8,173,242.35	COUNTY CONTRIBUTIONS	0.00	0.00	373,529.69
<u>216,231.72</u>	OTHER REVENUES	<u>0.00</u>	<u>0.00</u>	<u>11,030.49</u>
10,656,306.14	TOTAL OPERATING REVENUES	0.00	0.00	384,560.18
	OPERATING EXPENSES:			
968.14	BUILDING AND EQUIPMENT	0.00	0.00	0.00
5,728,758.06	SELF INSURANCE CLAIMS	10,516.12	0.00	415,826.58
4,031,462.86	INSURANCE PREMIUMS	0.00	0.00	0.00
271,147.41	ADMINISTRATION	0.00	0.00	0.00
<u>83,175.69</u>	OTHER EXPENSES	<u>7,587.29</u>	<u>0.00</u>	<u>15,036.40</u>
<u>10,115,512.16</u>	TOTAL OPERATING EXPENSES	<u>18,103.41</u>	<u>0.00</u>	<u>430,862.98</u>
540,793.98	OPERATING INCOME (LOSS)	(18,103.41)	0.00	(46,302.80)
	NON-OPERATING REVENUE (EXPENSE):			
<u>32,328.29</u>	INTEREST INCOME	<u>1,027.43</u>	<u>4,782.10</u>	<u>7,812.43</u>
573,122.27	NET INCOME (LOSS) BEFORE TRANSFERS	(17,075.98)	4,782.10	(38,490.37)
	OPERATING TRANSFERS:			
0.00	OPERATING TRANSFERS IN	0.00	0.00	0.00
<u>0.00</u>	OPERATING TRANSFERS OUT	<u>0.00</u>	<u>0.00</u>	<u>0.00</u>
573,122.27	NET INCOME (LOSS)	(17,075.98)	4,782.10	(38,490.37)
	NET ASSETS:			
<u>10,383,376.19</u>	BEGINNING OF PERIOD	<u>(323,585.09)</u>	<u>3,054,779.73</u>	<u>(3,545,665.78)</u>
<u>\$10,956,498.46</u>	END OF PERIOD	<u>(\$340,661.07)</u>	<u>\$3,059,561.83</u>	<u>(\$3,584,156.15)</u>

<u>COUNTY CLERK PROFESSIONAL LIABILITY</u>	<u>DISTRICT CLERK PROFESSIONAL LIABILITY</u>	<u>EMPLOYEE BENEFITS</u>
\$0.00	\$40.00	\$2,266,792.07
0.00	0.00	7,799,712.66
0.00	0.00	205,201.23
0.00	40.00	10,271,705.96
0.00	0.00	968.14
0.00	0.00	5,302,415.36
0.00	0.00	4,031,462.86
0.00	0.00	271,147.41
0.00	0.00	60,552.00
0.00	0.00	9,666,545.77
0.00	40.00	605,160.19
1,042.70	1,171.95	16,491.68
1,042.70	1,211.95	621,651.87
0.00	0.00	0.00
0.00	0.00	0.00
1,042.70	1,211.95	621,651.87
666,072.67	737,408.59	9,794,366.07
<u>\$667,115.37</u>	<u>\$738,620.54</u>	<u>\$10,416,017.94</u>



TARRANT COUNTY
BUDGETARY INFORMATION



TARRANT COUNTY, TEXAS
SUMMARY BUDGET VERSUS ACTUAL (BUDGET BASIS) REVENUE AND EXPENDITURES
FOR THE TWO (2) MONTHS ENDED 11/30/2009
TAX SUPPORTED FUNDS

	CURRENT MONTH ACTUAL	YTD ACTUAL	BUDGET	PERCENT	LAST YEAR PERCENT
<u>GENERAL FUND</u>					
REVENUES:					
Taxes	\$15,798,981	\$23,491,410	\$288,603,504	8.14%	11.58%
Licenses	67,047	145,767	873,000	16.70%	14.18%
Fees of Office	2,046,291	4,004,136	35,861,100	11.17%	10.59%
Intergovernmental	776,450	2,452,706	15,420,549	15.91%	17.07%
Investment Income	28,625	66,263	1,766,735	3.75%	5.08%
Other Revenues	883,906	1,635,057	12,485,440	13.10%	10.84%
Transfers	58,927	116,271	730,000	15.93%	13.79%
Cash Carryforward		38,700,888	31,731,353		
	<u>\$19,660,227</u>	<u>\$70,612,498</u>	<u>\$387,471,681</u>	<u>18.22%</u>	<u>20.37%</u>
EXPENDITURES:					
General Administration	\$8,460,289	\$21,325,191	\$112,028,568	19.04%	18.94%
Public Safety	8,296,861	22,072,714	116,917,035	18.88%	18.90%
Judicial	9,990,623	22,807,830	125,261,356	18.21%	18.36%
Community Services	337,064	703,903	6,588,594	10.68%	11.89%
Undesignated			8,176,128		
Contingent			1,500,000		
Reserves			17,000,000		
	<u>\$27,084,838</u>	<u>\$66,909,638</u>	<u>\$387,471,681</u>	<u>17.27%</u>	<u>17.51%</u>
<u>ROAD & BRIDGE FUND</u>					
REVENUES:					
Taxes	\$76	\$76	\$0	OVER 100%	OVER 100%
Fees of Office	911,635	1,292,205	19,710,000	6.56%	5.53%
Intergovernmental	0	33,528	33,000	OVER 100%	98.09%
Investment Income	6,155	12,581	100,000	12.58%	13.82%
Other Revenues	415	24,815	50,500	49.14%	66.31%
Transfers	563,935	1,127,870	6,767,218	16.67%	16.67%
Cash Carryforward		4,667,233	2,125,021		
	<u>\$1,482,216</u>	<u>\$7,158,308</u>	<u>\$28,785,739</u>	<u>24.87%</u>	<u>27.07%</u>
EXPENDITURES:					
Precinct One	\$393,519	\$1,471,643	\$6,556,344	22.45%	13.85%
Precinct Two	221,612	601,988	4,713,385	12.77%	15.72%
Precinct Three	253,998	718,687	4,689,715	15.32%	16.41%
Precinct Four	435,069	1,092,114	6,348,214	17.20%	21.56%
Right of Way	142,832	243,723	2,521,324	9.67%	7.53%
Other Expenditures	184,987	463,331	2,953,957	15.69%	15.93%
Undesignated			1,002,800		
	<u>\$1,632,017</u>	<u>\$4,591,486</u>	<u>\$28,785,739</u>	<u>15.95%</u>	<u>14.40%</u>
<u>DEBT SERVICE FUND</u>					
REVENUES:					
Taxes	\$1,969,468	\$2,935,721	\$36,863,483	7.96%	11.27%
Investment Income	1,994	3,067	135,000	2.27%	2.35%
Cash Carryforward		895,439	898,750		
	<u>\$1,971,462</u>	<u>\$3,834,227</u>	<u>\$37,897,233</u>	<u>10.12%</u>	<u>12.24%</u>
EXPENDITURES:					
Principle	\$0	\$0	\$21,185,000	0.00%	0.00%
Interest	0	0	15,202,233	0.00%	0.00%
Other Expenditures	0	0	10,000	0.00%	3.95%
Reserves			1,500,000		
	<u>\$0</u>	<u>\$0</u>	<u>\$37,897,233</u>	<u>0.00%</u>	<u>0.00%</u>

**TARRANT COUNTY, TEXAS
GENERAL FUND FEES OF OFFICE ANALYSIS
FOR THE TWO (2) MONTH ENDED 11/30/2009
(BUDGET BASIS)**

<u>FEE OFFICE</u>	<u>ACTUAL REVENUE</u>	<u>ANNUAL BUDGET</u>	<u>PERCENT COLLECTED</u>
Tax Assessor/Collector	\$578,863	\$12,897,500	4.49%
County Clerk	1,557,176	10,231,700	15.22%
Sheriff	83,922	616,100	13.62%
Constable 1	92,935	560,000	16.60%
Constable 2	67,687	470,000	14.40%
Constable 3	62,814	430,000	14.61%
Constable 4	43,038	336,000	12.81%
Constable 5	21,949	222,000	9.89%
Constable 6	45,026	336,000	13.40%
Constable 7	64,317	430,000	14.96%
Constable 8	39,653	333,000	11.91%
District Clerk	667,053	4,617,000	14.45%
Domestic Relations	123,097	1,361,000	9.04%
District Attorney	34,877	190,000	18.36%
Justice of Peace 1	30,266	180,000	16.81%
Justice of Peace 2	35,259	210,000	16.79%
Justice of Peace 3	21,769	122,000	17.84%
Justice of Peace 4	30,288	180,000	16.83%
Justice of Peace 5	7,148	46,000	15.54%
Justice of Peace 6	25,195	138,000	18.26%
Justice of Peace 7	30,517	165,000	18.50%
Justice of Peace 8	16,100	104,000	15.48%
County Courts	2,347	15,300	15.34%
Elections	295	2,500	11.78%
Medical Examiner	274,491	1,376,000	19.95%
Other	<u>48,054</u>	<u>292,000</u>	<u>16.46%</u>
TOTAL	<u><u>\$4,004,136</u></u>	<u><u>\$35,861,100</u></u>	11.17%
RATABLE COLLECTION PERCENTAGE			<u><u>16.67%</u></u>

**TARRANT COUNTY, TEXAS
BUDGET REPORT
FOR THE TWO (2) MONTHS ENDED 11/30/2009**

GENERAL FUND	CURRENT MONTH EXPENDITURES	ENCUMBRANCES AND COMMITMENTS	TOTAL EXPENDITURES & COMMITMENTS	TOTAL BUDGET	UNEXPENDED BUDGET	% BUDGET USED
County Judge	60,505.78	-	123,744.98	841,552.00	717,807.02	14.70%
County Administrator	127,041.85	7,243.79	265,204.20	1,797,964.00	1,532,759.80	14.75%
Non-Departmental	2,215,350.64	146,464.57	4,646,336.19	31,362,288.00	26,715,951.81	14.82%
Auditor	427,661.48	2,440.39	880,160.16	5,512,065.00	4,631,904.84	15.97%
Budget/Risk Management	44,290.95	119.85	91,741.17	674,694.00	582,952.83	13.60%
Tax Assessor / Collector	960,819.21	174,463.93	2,071,842.79	12,320,891.00	10,249,048.21	16.82%
Elections Administration	503,652.17	50,810.04	888,931.29	5,377,329.00	4,488,397.71	16.53%
Information Technology	2,490,228.94	1,164,513.45	5,942,968.50	28,819,221.00	22,876,252.50	20.62%
Human Resources	186,243.50	5,172.23	379,999.10	2,484,355.00	2,104,355.90	15.30%
Purchasing	144,510.55	8,088.88	303,681.75	1,845,500.00	1,541,818.25	16.46%
Facilities	224,232.71	173,220.13	628,259.34	3,391,905.00	2,763,645.66	18.52%
Sheriff	2,732,086.73	480,749.87	6,009,840.00	35,069,131.00	29,059,291.00	17.14%
Sheriff - Confinement	5,200,749.31	4,125,301.81	14,124,709.15	66,575,787.00	52,451,077.85	21.22%
Constable Precinct 1	84,553.15	695.00	173,108.61	1,069,272.00	896,163.39	16.19%
Constable Precinct 2	73,664.59	5.00	146,773.83	920,908.00	774,134.17	15.94%
Constable Precinct 3	82,080.13	17,502.39	178,638.51	975,273.00	796,634.49	18.32%
Constable Precinct 4	61,903.39	3,947.31	130,481.07	756,303.00	625,821.93	17.25%
Constable Precinct 5	49,350.76	232.73	99,750.15	623,286.00	523,535.85	16.00%
Constable Precinct 6	60,766.25	13,226.91	133,871.40	757,802.00	623,930.60	17.67%
Constable Precinct 7	70,313.56	8,553.77	147,532.66	869,118.00	721,585.34	16.97%
Constable Precinct 8	68,887.47	6,188.36	146,841.92	888,617.00	741,775.08	16.52%
Medical Examiner	540,214.94	1,114,796.47	2,185,323.55	7,091,781.00	4,906,457.45	30.81%
Fire Marshal	25,655.74	-	52,305.21	330,667.00	278,361.79	15.82%
Community Supervision	870.52	986.36	2,538.34	18,500.00	15,961.66	13.72%
Juvenile Services	1,267,899.00	1,146,841.97	3,591,552.98	16,344,622.00	12,753,069.02	21.97%
Pretrial Services	89,984.89	813.12	187,117.02	1,153,015.00	965,897.98	16.23%
Buildings	1,090,238.71	3,601,187.27	5,239,490.00	20,260,662.00	15,021,172.00	25.86%
17TH District Court	18,515.71	-	37,791.61	236,259.00	198,467.39	16.00%
48TH District Court	18,524.05	-	38,219.25	236,309.00	198,089.75	16.17%
67TH District Court	17,237.22	-	35,245.95	220,659.00	185,413.05	15.97%
96TH District Court	17,867.31	-	36,412.09	226,774.00	190,361.91	16.06%
141ST District Court	17,432.42	-	35,532.63	223,025.00	187,492.37	15.93%
153RD District Court	18,024.64	-	36,832.57	229,124.00	192,291.43	16.08%
236TH District Court	19,062.48	22.00	40,639.04	247,804.00	207,164.96	16.40%
342ND District Court	17,902.84	52.62	36,582.09	226,924.00	190,341.91	16.12%
348TH District Court	18,744.13	-	37,989.95	236,009.00	198,019.05	16.10%
352ND District Court	18,077.07	-	37,321.15	231,251.00	193,929.85	16.14%
Criminal District Court 1	94,387.06	575.00	182,188.88	1,114,886.00	932,697.12	16.34%
Criminal District Court 2	69,301.86	189.69	127,980.75	1,275,071.00	1,147,090.25	10.04%
Criminal District Court 3	92,408.84	70,382.40	250,591.81	1,478,236.00	1,227,644.19	16.95%
Criminal District Court 4	63,042.23	-	156,707.04	1,125,681.00	968,973.96	13.92%
213TH District Court	335,636.97	207.41	465,109.15	1,186,857.00	721,747.85	39.19%
297TH District Court	139,945.59	-	238,735.45	1,264,068.00	1,025,332.55	18.89%
371ST District Court	98,063.35	-	196,959.39	1,358,629.00	1,161,669.61	14.50%
372ND District Court	60,705.75	-	136,335.44	1,269,056.00	1,132,720.56	10.74%
396th District Court	123,569.58	-	238,273.17	1,287,910.00	1,049,636.83	18.50%
432nd District Court	60,715.43	256.20	97,963.44	1,019,838.00	921,874.56	9.61%
Magistrate Court	64,209.30	158.00	115,889.76	809,184.00	693,294.24	14.32%
231ST District Court	39,821.82	-	91,565.98	552,316.00	460,750.02	16.58%
233RD District Court	39,364.76	-	82,275.00	508,608.00	426,333.00	16.18%
322ND District Court	37,063.72	306.61	76,432.15	545,167.00	468,734.85	14.02%
323RD District Court	245,735.29	2,562.00	434,545.93	2,878,433.00	2,443,887.07	15.10%
324TH District Court	58,199.48	-	98,160.22	617,739.00	519,578.78	15.89%
325TH District Court	41,726.91	128.38	95,133.40	545,818.00	450,684.60	17.43%
360TH District Court	47,340.08	263.71	92,603.83	531,036.00	438,432.17	17.44%
Special Judges	20,813.95	-	46,453.83	386,455.00	340,001.17	12.02%
Criminal District Court Support	53,774.59	257.52	111,055.84	703,436.00	592,380.16	15.79%
Grand Jury	10,395.78	-	21,358.42	131,072.00	109,713.58	16.30%
Criminal Attorney Appointment	50,041.17	32.56	104,513.47	518,021.00	413,507.53	20.18%
Criminal Mental Health Court	10,594.98	-	21,463.62	133,635.00	112,171.38	16.06%
County Court at Law #1	29,718.22	18.84	60,482.16	390,207.00	329,724.84	15.50%
County Court at Law #2	28,341.20	154.87	58,495.70	378,309.00	319,813.30	15.46%
County Court at Law #3	30,674.58	-	62,256.45	401,167.00	338,910.55	15.52%
County Criminal Court #1	55,036.36	-	107,402.62	649,637.00	542,234.38	16.53%

**TARRANT COUNTY, TEXAS
BUDGET REPORT
FOR THE TWO (2) MONTHS ENDED 11/30/2009**

	CURRENT MONTH EXPENDITURES	ENCUMBRANCES AND COMMITMENTS	TOTAL EXPENDITURES ENCUMBRANCES & COMMITMENTS	TOTAL BUDGET	UNEXPENDED BUDGET	% BUDGET USED
GENERAL FUND (cont'd)						
County Criminal Court #2	36,524.42	-	75,502.17	494,192.00	418,689.83	15.28%
County Criminal Court #3	49,945.11	-	98,146.28	599,182.00	501,035.72	16.38%
County Criminal Court #4	44,727.92	51.20	90,367.66	574,549.00	484,181.34	15.73%
County Criminal Court #5	84,564.43	185.19	161,439.00	992,764.00	831,325.00	16.26%
County Criminal Court #6	40,964.25	-	81,658.63	551,346.00	469,687.37	14.81%
County Criminal Court #7	48,141.63	74.25	94,625.07	593,794.00	499,168.93	15.94%
County Criminal Court #8	44,202.86	24.84	92,666.97	593,425.00	500,758.03	15.62%
County Criminal Court #9	47,993.56	-	89,015.31	578,413.00	489,397.69	15.39%
County Criminal Court #10	44,916.54	53.05	98,345.36	565,733.00	467,387.64	17.38%
Probate Court 1	115,415.66	44.48	230,496.86	1,683,060.00	1,452,563.14	13.70%
Probate Court 2	102,781.23	1,127.00	204,667.16	1,556,730.00	1,352,062.84	13.15%
Justice of the Peace Pct. 1	46,510.94	26.64	93,916.25	617,613.00	523,696.75	15.21%
Justice of the Peace Pct. 2	48,917.64	390.00	101,006.25	583,730.00	482,723.75	17.30%
Justice of the Peace Pct. 3	42,564.60	50.60	90,990.61	549,890.00	458,899.39	16.55%
Justice of the Peace Pct. 4	45,567.75	269.14	97,986.02	578,237.00	480,250.98	16.95%
Justice of the Peace Pct. 5	29,280.54	-	60,804.68	371,718.00	310,913.32	16.36%
Justice of the Peace Pct. 6	35,028.39	905.91	75,982.48	446,030.00	370,047.52	17.04%
Justice of the Peace Pct. 7	42,895.09	-	90,619.06	605,484.00	514,864.94	14.97%
Justice of the Peace Pct. 8	39,304.08	412.70	80,211.41	493,438.00	413,226.59	16.26%
District Attorney	2,544,496.83	31,498.98	5,167,271.05	33,073,703.00	27,906,431.95	15.62%
District Clerk	694,997.22	3,058.81	1,422,750.99	8,995,443.00	7,572,692.01	15.82%
County Clerk	695,910.48	113,046.73	1,528,968.70	9,139,156.00	7,610,187.30	16.73%
Domestic Relations	486,866.14	8,117.68	1,000,787.24	6,244,149.00	5,243,361.76	16.03%
Jury Services	158,065.73	207.40	321,212.37	2,296,917.00	1,975,704.63	13.98%
Courts / Judiciary	36,159.70	-	68,403.96	2,468,353.00	2,399,949.04	2.77%
Human Services	246,455.01	42,745.55	516,631.29	5,134,272.00	4,617,640.71	10.06%
Child Protective Services	26,546.78	1,682,668.00	1,722,927.62	2,097,518.00	374,590.38	82.14%
Public Assistance	-	-	-	206,185.00	206,185.00	0.00%
TX Cooperative Extension	56,002.73	5,376.26	117,364.29	804,756.00	687,391.71	14.58%
Veterans Services	28,281.21	-	56,522.90	344,239.00	287,716.10	16.42%
Historical Commission	6,324.98	8.25	13,384.35	91,292.00	77,907.65	14.66%
10010-2010 General Fund - Cash Match						
Sheriff	-	-	-	64,445.00	64,445.00	0.00%
Juvenile Services	-	-	-	82,437.00	82,437.00	0.00%
County Criminal Court #5	-	-	-	167,162.00	167,162.00	0.00%
District Attorney	-	-	12.10	77,000.00	76,987.90	0.02%
Human Services	-	-	-	5,000.00	5,000.00	0.00%
Historical Commission	-	-	-	2,850.00	2,850.00	0.00%
10020-2010 General Fund - Operating Subsidy						
Non-Departmental	-	-	-	65,716.00	65,716.00	0.00%
Sheriff	-	-	-	120,000.00	120,000.00	0.00%
Juvenile Services	48,710.61	-	48,710.61	2,699,982.00	2,651,271.39	1.80%
Criminal District Court Support	-	-	-	40,000.00	40,000.00	0.00%
Criminal Mental Health Court	-	-	-	38,532.00	38,532.00	0.00%
UNDESIGNATED				8,176,128.00	8,176,128.00	
CONTINGENT				1,500,000.00	1,500,000.00	
RESERVES				17,000,000.00	17,000,000.00	
FUND TOTAL	\$ 27,084,837.70	\$ 14,219,476.07	\$ 66,909,637.80	\$ 387,471,681.00	\$ 320,562,043.20	17.27%

**TARRANT COUNTY, TEXAS
BUDGET REPORT
FOR THE TWO (2) MONTHS ENDED 11/30/2009**

	<u>CURRENT MONTH EXPENDITURES</u>	<u>ENCUMBRANCES AND COMMITMENTS</u>	<u>TOTAL EXPENDITURES ENCUMBRANCES & COMMITMENTS</u>	<u>TOTAL BUDGET</u>	<u>UNEXPENDED BUDGET</u>	<u>% BUDGET USED</u>
ROAD AND BRIDGE (261)						
Buildings	2,306.31	1,754.60	4,060.91	40,597.00	36,536.09	10.00%
Commissioner Precinct 1	393,518.78	754,012.92	1,471,642.77	6,556,344.00	5,084,701.23	22.45%
Commissioner Precinct 2	221,611.83	137,961.95	601,988.08	4,713,385.00	4,111,396.92	12.77%
Commissioner Precinct 3	253,997.56	200,971.60	718,686.86	4,689,715.00	3,971,028.14	15.32%
Commissioner Precinct 4	435,069.06	276,089.69	1,092,114.11	6,348,214.00	5,256,099.89	17.20%
Right of Way	142,832.31	773.00	243,722.86	2,521,324.00	2,277,601.14	9.67%
Transportation	161,334.66	3,271.50	326,890.98	2,432,899.00	2,106,008.02	13.44%
Road & Bridge Non-Department	21,345.83	10,200.00	132,379.16	480,461.00	348,081.84	27.55%
UNDESIGNATED				1,002,800.00	1,002,800.00	
FUND TOTAL	<u><u>\$ 1,632,016.34</u></u>	<u><u>\$ 1,385,035.26</u></u>	<u><u>\$ 4,591,485.73</u></u>	<u><u>\$ 28,785,739.00</u></u>	<u><u>\$ 24,194,253.27</u></u>	<u><u>15.95%</u></u>
DEBT SERVICE (321)						
Interest and Sinking	-	-	-	36,397,233.00	36,397,233.00	0.00%
RESERVES				1,500,000.00	1,500,000.00	
FUND TOTAL	<u><u>\$ -</u></u>	<u><u>\$ -</u></u>	<u><u>\$ -</u></u>	<u><u>\$ 37,897,233.00</u></u>	<u><u>\$ 37,897,233.00</u></u>	<u><u>0.00%</u></u>

TARRANT COUNTY, TEXAS
SPECIAL BUDGETS
FOR THE TWO (2) MONTHS ENDED 11/30/2009
BUDGET VERSUS ACTUAL (BUDGET BASIS) REVENUE

<u>FUND #</u>	<u>FUND NAME</u>	<u>ACTUAL REVENUE</u>	<u>BUDGETED REVENUE</u>	<u>PERCENT COLLECTED</u>
211	RECORDS PRESERV & AUTOMATION - FILINGS	\$ 305,377	\$ 1,883,000	16.22%
212	RECORDS PRESERV & AUTOMATION - CONVICTIONS	100,098	629,749	15.89%
213	RECORDS PRESERV & RESTORATION	289,313	1,731,401	16.71%
214	COURT RECORD PRESERVATION FUND	-	330,000	0.00%
215	DISTRICT COURT RECORDS TECHNOLOGY FUND	17,889	-	OVER 100%
221	COURTHOUSE SECURITY FUND	94,796	630,000	15.05%
223	CONSUMER HEALTH FUND	103,210	735,361	14.04%
224	GRAFFITI ERADICATION	16	-	OVER 100%
225	ALTERNATIVE DISPUTE RESOLUTION SERVICES	66,825	398,807	16.76%
226	PROBATE CONTRIBUTIONS FUND	60,545	105,319	57.49%
227	JUSTICE COURT TECHNOLOGY FUND	3,447	32,574	10.58%
228	JUSTICE COURT BLDG SECURITY	806	7,450	10.82%
229	CHILD ABUSE PREVENTION	575	3,300	17.42%
230	FAMILY PROTECTION	20,090	127,942	15.70%
231	GUARDIANSHIP	10,299	71,349	14.43%
232	DRUG & ALCOHOL COURT	18,377	103,209	17.81%
233	COUNTY & DISTRICT COURT TECHNOLOGY FUND	-	57,000	0.00%
241	LAW LIBRARY	199,661	1,201,021	16.62%
242	EDUCATION	2,465	16,600	14.85%
243	APPELLATE JUDICIAL SYSTEM	26,852	160,255	16.76%
251	VEHICLE INVENTORY TAX	858	64,412	1.33%
435	FY05 TAX NOTES	231	-	OVER 100%
436	FY06 TAX NOTES	1,649	3,000	54.97%
451	NON-DEBT CAPITAL	1,985,975	11,381,827	17.45%
453	DISTRICT CLERK INFO TECH REQUIREMENTS	1	-	OVER 100%
475	1998 BOND ELECTION	4,617	19,313	23.91%
476	2006 BOND ELECTION	229,549	828,585	27.70%
477	2006 BOND ELECTION-TRANSPORTATION	130,207	492,969	26.41%
511	RESOURCE CONNECTION	475,594	2,804,493	16.96%
512	OIL & GAS ROYALTY RC	52,644	11,531	OVER 100%
615	SELF INSURANCE	1,027	5,573	18.43%
616	SELF INSURANCE RESERVE	4,782	16,216	29.49%
619	WORKERS COMPENSATION	392,373	2,145,846	18.29%
621	COUNTY CLERK PROF LIAB	1,043	3,554	29.35%
622	DISTRICT CLERK PROF LIAB	1,212	5,261	23.04%
651	EMPLOYEE INSURANCE	10,288,198	61,523,869	16.72%
D62	DA RESTITUTION COLLECTION FEE	20,669	103,600	19.95%
D87	DA LAW ENFORCEMENT	372,820	1,964,000	18.98%
S87	SHERIFF INMATE COMMISSARY FD	167,670	1,004,785	16.69%
S95	SHERIFF FORFEITURE FUND-TREASURY	63	130	48.46%
S96	SHERIFF DRUG FORFEITURE-NON DEA	11,437	713	OVER 100%
S97	SHERIFF FORFEITURE FUND-FEDERAL	5,873	575	OVER 100%
T04	PUBLIC HEALTH	205,843	10,159,912	2.03%
T05	125 FORFEITURES	2,505	7,509	33.36%
T06	CHILDREN'S HOME FUND	781	4,180	18.68%
T07	BAIL BOND BOARD	3,750	26,600	14.10%
T08	TDRPS - TITLE IVE	45,288	12,618	OVER 100%
T10	JUVENILE PROBATION DISTRICT	4,853	31,395	15.46%
T12	STOP-SPECIALIZED TREATMENT FOR OFFENDERS	29,591	861,612	3.43%
T14	SLIAG - HEALTH	2	-	OVER 100%
T15	SLIAG - HUMAN SERVICES	40	200	20.00%
T19	FWISD - TRUANCY	27,513	110,055	25.00%
T20	HISTORICAL COMMISSION	9	36	25.00%
T21	HISTORICAL COMMISSION ARCHIVES	98	1,165	8.41%
T23	CEMETERY FUND	64	216	29.63%
T30	DA - JPS CONTRACT	98,286	587,583	16.73%
T31	EMERGENCY SERVICES DISTRICT	11,895	70,000	16.99%

**TARRANT COUNTY, TEXAS
SPECIAL BUDGETS
FOR THE TWO (2) MONTHS ENDED 11/30/2009
BUDGET VERSUS ACTUAL (BUDGET BASIS) REVENUE**

<u>FUND #</u>	<u>FUND NAME</u>	<u>ACTUAL REVENUE</u>	<u>BUDGETED REVENUE</u>	<u>PERCENT COLLECTED</u>
T34	DIRECT PROGRAM	18,591	80,069	23.22%
T37	MEDICAL EXAMINER CONFERENCE FUND	7,907	20,139	39.26%
T44	SICKLE CELL DISEASE PROJECT	5,008	5,000	OVER 100%
T51	MISC DONATIONS-NON DEPARTMENT	1,748	10,083	17.34%
T52	MISC DONATIONS-JUVENILE PROBATION	14	-	OVER 100%
T56	MISC DONATIONS-HUMAN SERVICES- TXU	109	200,000	0.05%
T5640	MISC DONATIONS-HUMAN SERVICES-RELIANT	5,007	15,000	33.38%
T5643	MISC DONATIONS-HUMAN SERVICES-ONCOR	88	-	OVER 100%
T5644	MISC DONATIONS-HUMAN SERVICES-STREAM	35	-	OVER 100%
T57	MISC DONATIONS-CPS	13,803	78,229	17.64%
T58	MISC DONATIONS-HEALTH DEPT	29	74	39.19%
T60	MISC DONATIONS-FAMILY COURT SERVICES	1,733	9,526	18.19%
T61	MISC DONATIONS-CRCG	23	110	20.91%
T62	MISC DONATIONS-MEMORIAL	31	100	31.00%
T65	ATTF RENTAL ASSOC DONATION	5	18	27.78%
T71	CONTRACT ELECTIONS	311,751	1,318,072	23.65%
T73	ELECTIONS CHAPTER 19	-	-	OVER 100%

**TARRANT COUNTY, TEXAS
BUDGET REPORT
FOR THE TWO (2) MONTHS ENDED 11/30/2009**

	<u>CURRENT MONTH EXPENDITURES</u>	<u>ENCUMBRANCES AND COMMITMENTS</u>	<u>TOTAL EXPENDITURES ENCUMBRANCES & COMMITMENTS</u>	<u>TOTAL BUDGET</u>	<u>UNEXPENDED BUDGET</u>	<u>% BUDGET USED</u>
RECORDS PRESERVATION & AUTOMATION - FILINGS (211)						
County Clerk	124,050.19	30,362.32	273,258.70	4,883,000.00	4,609,741.30	5.60%
FUND TOTAL	<u>\$ 124,050.19</u>	<u>\$ 30,362.32</u>	<u>\$ 273,258.70</u>	<u>\$ 4,883,000.00</u>	<u>\$ 4,609,741.30</u>	<u>5.60%</u>
RECORDS PRESERVATION & AUTOMATION - CONVICTIONS (212)						
Information Technology	31,194.80	35,671.90	99,212.87	754,546.00	655,333.13	13.15%
District Clerk	12,801.63	-	26,042.30	167,718.00	141,675.70	15.53%
FUND TOTAL	<u>\$ 43,996.43</u>	<u>\$ 35,671.90</u>	<u>\$ 125,255.17</u>	<u>\$ 922,264.00</u>	<u>\$ 797,008.83</u>	<u>13.58%</u>
RECORDS PRESERVATION & RESTORATION (213)						
County Clerk	82,683.07	57,744.90	223,472.68	4,331,401.00	4,107,928.32	5.16%
FUND TOTAL	<u>\$ 82,683.07</u>	<u>\$ 57,744.90</u>	<u>\$ 223,472.68</u>	<u>\$ 4,331,401.00</u>	<u>\$ 4,107,928.32</u>	<u>5.16%</u>
COURT RECORD PRESERVATION FUND (214)						
District Clerk	-	-	-	225,000.00	225,000.00	0.00%
County Clerk	-	-	-	105,000.00	105,000.00	0.00%
FUND TOTAL	<u>\$ -</u>	<u>\$ -</u>	<u>\$ -</u>	<u>\$ 330,000.00</u>	<u>\$ 330,000.00</u>	<u>0.00%</u>
COURTHOUSE SECURITY FUND (221)						
Non-Departmental	46,555.46	-	94,796.03	630,000.00	535,203.97	15.05%
FUND TOTAL	<u>\$ 46,555.46</u>	<u>\$ -</u>	<u>\$ 94,796.03</u>	<u>\$ 630,000.00</u>	<u>\$ 535,203.97</u>	<u>15.05%</u>
CONSUMER HEALTH (223)						
Public Health	59,808.69	23,623.68	138,751.93	1,161,571.00	1,022,819.07	11.95%
FUND TOTAL	<u>\$ 59,808.69</u>	<u>\$ 23,623.68</u>	<u>\$ 138,751.93</u>	<u>\$ 1,161,571.00</u>	<u>\$ 1,022,819.07</u>	<u>11.95%</u>
JUVENILE DELINQUENCY PREVENTION (224)						
Non-Departmental	-	-	-	1,002.00	1,002.00	0.00%
FUND TOTAL	<u>\$ -</u>	<u>\$ -</u>	<u>\$ -</u>	<u>\$ 1,002.00</u>	<u>\$ 1,002.00</u>	<u>0.00%</u>
ADRS (225)						
Non-Departmental	19,596.00	-	27,792.00	746,309.00	718,517.00	3.72%
FUND TOTAL	<u>\$ 19,596.00</u>	<u>\$ -</u>	<u>\$ 27,792.00</u>	<u>\$ 746,309.00</u>	<u>\$ 718,517.00</u>	<u>3.72%</u>
PROBATE CONTRIBUTIONS FUND (226)						
Probate Court 1	5,903.18	-	11,259.12	163,877.00	152,617.88	6.87%
Probate Court 2	4,018.08	-	7,989.02	67,371.00	59,381.98	11.86%
FUND TOTAL	<u>\$ 9,921.26</u>	<u>\$ -</u>	<u>\$ 19,248.14</u>	<u>\$ 231,248.00</u>	<u>\$ 211,999.86</u>	<u>8.32%</u>

**TARRANT COUNTY, TEXAS
BUDGET REPORT
FOR THE TWO (2) MONTHS ENDED 11/30/2009**

	<u>CURRENT MONTH EXPENDITURES</u>	<u>ENCUMBRANCES AND COMMITMENTS</u>	<u>TOTAL EXPENDITURES ENCUMBRANCES & COMMITMENTS</u>	<u>TOTAL BUDGET</u>	<u>UNEXPENDED BUDGET</u>	<u>% BUDGET USED</u>
JUSTICE COURT TECHNOLOGY (227)						
Information Technology	-	-	-	162,968.00	162,968.00	0.00%
FUND TOTAL	<u>\$ -</u>	<u>\$ -</u>	<u>\$ -</u>	<u>\$ 162,968.00</u>	<u>\$ 162,968.00</u>	<u>0.00%</u>
JUSTICE COURT BLDG SECURITY (228)						
Non-Departmental	435.00	-	805.80	7,450.00	6,644.20	10.82%
FUND TOTAL	<u>\$ 435.00</u>	<u>\$ -</u>	<u>\$ 805.80</u>	<u>\$ 7,450.00</u>	<u>\$ 6,644.20</u>	<u>10.82%</u>
CHILD ABUSE PREVENTION (229)						
Non-Departmental	-	-	-	9,220.00	9,220.00	0.00%
FUND TOTAL	<u>\$ -</u>	<u>\$ -</u>	<u>\$ -</u>	<u>\$ 9,220.00</u>	<u>\$ 9,220.00</u>	<u>0.00%</u>
FAMILY PROTECTION (230)						
Non-Departmental	-	-	-	408,223.00	408,223.00	0.00%
FUND TOTAL	<u>\$ -</u>	<u>\$ -</u>	<u>\$ -</u>	<u>\$ 408,223.00</u>	<u>\$ 408,223.00</u>	<u>0.00%</u>
GUARDIANSHIP (231)						
Non-Departmental	-	-	-	128,256.00	128,256.00	0.00%
FUND TOTAL	<u>\$ -</u>	<u>\$ -</u>	<u>\$ -</u>	<u>\$ 128,256.00</u>	<u>\$ 128,256.00</u>	<u>0.00%</u>
DRUG & ALCOHOL COURT (232)						
323RD District Court	-	-	-	87,095.00	87,095.00	0.00%
Criminal District Court Support	1,037.99	-	2,125.39	87,095.00	84,969.61	2.44%
FUND TOTAL	<u>\$ 1,037.99</u>	<u>\$ -</u>	<u>\$ 2,125.39</u>	<u>\$ 174,190.00</u>	<u>\$ 172,064.61</u>	<u>1.22%</u>
COUNTY & DISTRICT COURT TECHNOLOGY FUND (233)						
District Clerk	-	-	-	25,000.00	25,000.00	0.00%
County Clerk	-	-	-	32,000.00	32,000.00	0.00%
FUND TOTAL	<u>\$ -</u>	<u>\$ -</u>	<u>\$ -</u>	<u>\$ 57,000.00</u>	<u>\$ 57,000.00</u>	<u>0.00%</u>
LAW LIBRARY (241)						
Law Library	79,906.43	500,297.43	630,306.65	1,693,133.00	1,062,826.35	37.23%
FUND TOTAL	<u>\$ 79,906.43</u>	<u>\$ 500,297.43</u>	<u>\$ 630,306.65</u>	<u>\$ 1,693,133.00</u>	<u>\$ 1,062,826.35</u>	<u>37.23%</u>
EDUCATION FUND (242)						
Sheriff	414.05	-	7,164.80	82,477.00	75,312.20	8.69%
Sheriff - Confinement	-	-	-	4,399.00	4,399.00	0.00%
Constable Precinct 1	-	-	-	1,209.00	1,209.00	0.00%
Constable Precinct 2	-	-	928.00	1,270.00	342.00	73.07%
Constable Precinct 3	-	-	-	58.00	58.00	0.00%
Constable Precinct 4	-	-	-	9,312.00	9,312.00	0.00%
Constable Precinct 5	-	-	-	704.00	704.00	0.00%
Constable Precinct 6	-	-	-	3,889.00	3,889.00	0.00%
Constable Precinct 7	-	-	-	985.00	985.00	0.00%
Constable Precinct 8	-	-	-	3,007.00	3,007.00	0.00%
Probate Court 1	1,571.10	-	3,213.38	8,500.00	5,286.62	37.80%

**TARRANT COUNTY, TEXAS
BUDGET REPORT
FOR THE TWO (2) MONTHS ENDED 11/30/2009**

	<u>CURRENT MONTH EXPENDITURES</u>	<u>ENCUMBRANCES AND COMMITMENTS</u>	<u>TOTAL EXPENDITURES & COMMITMENTS</u>	<u>TOTAL BUDGET</u>	<u>UNEXPENDED BUDGET</u>	<u>% BUDGET USED</u>
EDUCATION FUND (242) (cont'd)						
Probate Court 2	335.00	-	1,489.92	8,500.00	7,010.08	17.53%
District Attorney	555.00	-	555.00	2,774.00	2,219.00	20.01%
FUND TOTAL	<u>\$ 2,875.15</u>	<u>\$ -</u>	<u>\$ 13,351.10</u>	<u>\$ 127,084.00</u>	<u>\$ 113,732.90</u>	<u>10.51%</u>
APPELLATE JUDICIAL SYSTEM (243)						
Appeals Court	11,562.58	-	24,227.19	376,490.00	352,262.81	6.44%
FUND TOTAL	<u>\$ 11,562.58</u>	<u>\$ -</u>	<u>\$ 24,227.19</u>	<u>\$ 376,490.00</u>	<u>\$ 352,262.81</u>	<u>6.44%</u>
VEHICLE INVENTORY TAX (251)						
Tax Assessor / Collector	4,186.31	-	8,529.34	486,403.00	477,873.66	1.75%
FUND TOTAL	<u>\$ 4,186.31</u>	<u>\$ -</u>	<u>\$ 8,529.34</u>	<u>\$ 486,403.00</u>	<u>\$ 477,873.66</u>	<u>1.75%</u>
FY2005 CERTIFICATES OF OBLIGATION (435)						
Non-Departmental Buildings	-	-	-	2,788.00	2,788.00	0.00%
	-	-	-	27,634.00	27,634.00	0.00%
FUND TOTAL	<u>\$ -</u>	<u>\$ -</u>	<u>\$ -</u>	<u>\$ 30,422.00</u>	<u>\$ 30,422.00</u>	<u>0.00%</u>
FY2006 TAX NOTES (436)						
Non-Departmental Buildings	-	-	-	89,289.00	89,289.00	0.00%
Commissioner Precinct 2	-	24,500.00	24,500.00	650,000.00	625,500.00	3.77%
	-	-	-	100,000.00	100,000.00	0.00%
FUND TOTAL	<u>\$ -</u>	<u>\$ 24,500.00</u>	<u>\$ 24,500.00</u>	<u>\$ 839,289.00</u>	<u>\$ 814,789.00</u>	<u>2.92%</u>
NON-DEBT CAPITAL (451)						
County Administrator	1,421.00	-	1,421.00	1,421.00	-	100.00%
Non-Departmental Budget/Risk Management	-	-	-	298,048.00	298,048.00	0.00%
Information Technology	481,154.73	1,242,940.38	1,772,735.11	7,849,089.00	6,076,353.89	22.59%
Human Resources	-	8,854.91	8,854.91	8,883.00	28.09	99.68%
Sheriff	10,895.87	53,400.45	69,488.28	77,023.00	7,534.72	90.22%
Sheriff - Confinement	22,454.80	88,182.18	110,636.98	126,816.00	16,179.02	87.24%
Constable Precinct 5	-	-	-	1,015.00	1,015.00	0.00%
Medical Examiner	-	1,439.99	1,439.99	149,686.00	148,246.01	0.96%
Community Supervision	-	-	-	12,250.00	12,250.00	0.00%
Juvenile Services	813.49	5,048.95	5,862.44	18,065.00	12,202.56	32.45%
Buildings	43,199.46	13,517,169.49	13,572,468.71	34,201,471.00	20,629,002.29	39.68%
17TH District Court	-	-	-	1,500.00	1,500.00	0.00%
342ND District Court	-	2,702.00	2,702.00	2,702.00	-	100.00%
371ST District Court	-	932.06	932.06	1,000.00	67.94	93.21%
396th District Court	-	1,175.00	1,175.00	1,175.00	-	100.00%
Magistrate Court	435.49	-	435.49	2,500.00	2,064.51	17.42%
Criminal Attorney Appointment	955.00	-	955.00	1,275.00	320.00	74.90%
County Court at Law #1	-	307.00	307.00	307.00	-	100.00%
Probate Court 2	-	-	-	3,745.00	3,745.00	0.00%
Justice of the Peace Pct. 3	-	-	-	560.00	560.00	0.00%
Justice of the Peace Pct. 5	-	-	-	9,200.00	9,200.00	0.00%
Justice of the Peace Pct. 6	-	-	-	1,947.00	1,947.00	0.00%
Justice of the Peace Pct. 8	-	-	-	560.00	560.00	0.00%
District Attorney	-	-	-	48,400.00	48,400.00	0.00%
District Clerk	-	-	-	40,293.00	40,293.00	0.00%
Domestic Relations	-	-	-	1,350.00	1,350.00	0.00%
Courts / Judiciary	-	501.02	501.02	50,000.00	49,498.98	1.00%
Commissioner Precinct 1	-	-	-	545,561.00	545,561.00	0.00%
Commissioner Precinct 2	-	-	-	150,484.00	150,484.00	0.00%

**TARRANT COUNTY, TEXAS
BUDGET REPORT
FOR THE TWO (2) MONTHS ENDED 11/30/2009**

	<u>CURRENT MONTH EXPENDITURES</u>	<u>ENCUMBRANCES AND COMMITMENTS</u>	<u>TOTAL EXPENDITURES ENCUMBRANCES & COMMITMENTS</u>	<u>TOTAL BUDGET</u>	<u>UNEXPENDED BUDGET</u>	<u>% BUDGET USED</u>
NON-DEBT CAPITAL (451) (cont'd)						
Commissioner Precinct 3	-	-	-	467,047.00	467,047.00	0.00%
Commissioner Precinct 4	4,658.00	-	4,658.00	613,904.00	609,246.00	0.76%
Transportation	-	462,219.50	462,219.50	705,669.00	243,449.50	65.50%
Road & Bridge Non-Department	-	-	-	2,045,359.00	2,045,359.00	0.00%
FUND TOTAL	<u>\$ 565,987.84</u>	<u>\$ 15,384,872.93</u>	<u>\$ 16,016,792.49</u>	<u>\$ 47,440,805.00</u>	<u>\$ 31,424,012.51</u>	<u>33.76%</u>
DISTRICT CLERK INFORMATION TECH REQUIREMENT (453)						
Information Technology	-	-	-	2,985.00	2,985.00	0.00%
FUND TOTAL	<u>\$ -</u>	<u>\$ -</u>	<u>\$ -</u>	<u>\$ 2,985.00</u>	<u>\$ 2,985.00</u>	<u>0.00%</u>
1998 BOND ELECTION						
Non-Departmental Buildings	-	-	-	1,470,651.00	1,470,651.00	0.00%
	2,506.50	14,506.00	17,012.50	1,080,254.00	1,063,241.50	1.57%
FUND TOTAL	<u>\$ 2,506.50</u>	<u>\$ 14,506.00</u>	<u>\$ 17,012.50</u>	<u>\$ 2,550,905.00</u>	<u>\$ 2,533,892.50</u>	<u>0.67%</u>
2006 BOND ELECTION (476)						
Non-Departmental Buildings	-	-	-	6,514,014.00	6,514,014.00	0.00%
	113,929.54	2,432.00	130,721.96	135,706,472.00	135,575,750.04	0.10%
FUND TOTAL	<u>\$ 113,929.54</u>	<u>\$ 2,432.00</u>	<u>\$ 130,721.96</u>	<u>\$ 142,220,486.00</u>	<u>\$ 142,089,764.04</u>	<u>0.09%</u>
2006 BOND ELECTION-TRANSPORTATION (477)						
Non-Departmental Right of Way	-	-	-	2,014,435.00	2,014,435.00	0.00%
Transportation	-	-	-	6,006,477.00	6,006,477.00	0.00%
	830,000.00	7,663,403.00	8,493,403.00	49,745,701.00	41,252,298.00	17.07%
FUND TOTAL	<u>\$ 830,000.00</u>	<u>\$ 7,663,403.00</u>	<u>\$ 8,493,403.00</u>	<u>\$ 57,766,613.00</u>	<u>\$ 49,273,210.00</u>	<u>14.70%</u>
RESOURCE CONNECTION (511)						
Non-Departmental Resource Connection	-	-	-	460,000.00	460,000.00	0.00%
	169,657.30	300,985.83	607,064.85	2,804,493.00	2,197,428.15	21.65%
FUND TOTAL	<u>\$ 169,657.30</u>	<u>\$ 300,985.83</u>	<u>\$ 607,064.85</u>	<u>\$ 3,264,493.00</u>	<u>\$ 2,657,428.15</u>	<u>18.60%</u>
OIL & GAS ROYALTY (512)						
Non-Departmental Resource Connection	-	-	-	1,087,100.00	1,087,100.00	0.00%
	-	36,509.00	40,914.01	324,578.00	283,663.99	12.61%
FUND TOTAL	<u>\$ -</u>	<u>\$ 36,509.00</u>	<u>\$ 40,914.01</u>	<u>\$ 1,411,678.00</u>	<u>\$ 1,370,763.99</u>	<u>2.90%</u>
SELF INSURANCE (615)						
Self Insurance	6,747.78	12,361.88	30,465.29	669,557.00	639,091.71	4.55%
FUND TOTAL	<u>\$ 6,747.78</u>	<u>\$ 12,361.88</u>	<u>\$ 30,465.29</u>	<u>\$ 669,557.00</u>	<u>\$ 639,091.71</u>	<u>4.55%</u>
SELF INSURANCE RESERVE (616)						
Self Insurance	-	-	-	3,069,632.00	3,069,632.00	0.00%
FUND TOTAL	<u>\$ -</u>	<u>\$ -</u>	<u>\$ -</u>	<u>\$ 3,069,632.00</u>	<u>\$ 3,069,632.00</u>	<u>0.00%</u>

**TARRANT COUNTY, TEXAS
BUDGET REPORT
FOR THE TWO (2) MONTHS ENDED 11/30/2009**

	<u>CURRENT MONTH EXPENDITURES</u>	<u>ENCUMBRANCES AND COMMITMENTS</u>	<u>TOTAL EXPENDITURES & COMMITMENTS</u>	<u>TOTAL BUDGET</u>	<u>UNEXPENDED BUDGET</u>	<u>% BUDGET USED</u>
WORKERS COMPENSATION (619)						
Self Insurance	224,157.42	-	430,862.98	7,290,531.00	6,859,668.02	5.91%
FUND TOTAL	<u>\$ 224,157.42</u>	<u>\$ -</u>	<u>\$ 430,862.98</u>	<u>\$ 7,290,531.00</u>	<u>\$ 6,859,668.02</u>	<u>5.91%</u>
COUNTY CLERK PROFESSIONAL LIABILITY (621)						
County Clerk	-	-	-	669,214.00	669,214.00	0.00%
FUND TOTAL	<u>\$ -</u>	<u>\$ -</u>	<u>\$ -</u>	<u>\$ 669,214.00</u>	<u>\$ 669,214.00</u>	<u>0.00%</u>
DISTRICT CLERK PROFESSIONAL LIABILITY (622)						
District Clerk	-	-	-	773,064.00	773,064.00	0.00%
FUND TOTAL	<u>\$ -</u>	<u>\$ -</u>	<u>\$ -</u>	<u>\$ 773,064.00</u>	<u>\$ 773,064.00</u>	<u>0.00%</u>
EMPLOYEE INSURANCE (651)						
Non-Departmental Self Insurance	30,419.43 4,551,801.02	30,276.00 -	91,796.14 9,605,025.63	425,000.00 69,586,838.00	333,203.86 59,981,812.37	21.60% 13.80%
FUND TOTAL	<u>\$ 4,582,220.45</u>	<u>\$ 30,276.00</u>	<u>\$ 9,696,821.77</u>	<u>\$ 70,011,838.00</u>	<u>\$ 60,315,016.23</u>	<u>13.85%</u>
DA RESTITUTION COLLECTION FEE (D62)						
District Attorney	20,669.27	-	20,669.27	103,760.00	83,090.73	19.92%
FUND TOTAL	<u>\$ 20,669.27</u>	<u>\$ -</u>	<u>\$ 20,669.27</u>	<u>\$ 103,760.00</u>	<u>\$ 83,090.73</u>	<u>19.92%</u>
DA LAW ENFORCEMENT (D87)						
District Attorney	165,371.90	121,490.96	446,200.66	1,964,000.00	1,517,799.34	22.72%
FUND TOTAL	<u>\$ 165,371.90</u>	<u>\$ 121,490.96</u>	<u>\$ 446,200.66</u>	<u>\$ 1,964,000.00</u>	<u>\$ 1,517,799.34</u>	<u>22.72%</u>
SHERIFFS INMATE COMMISSARY (S87)						
Sheriff - Confinement	83,259.12	12,019.15	154,985.31	1,357,133.00	1,202,147.69	11.42%
FUND TOTAL	<u>\$ 83,259.12</u>	<u>\$ 12,019.15</u>	<u>\$ 154,985.31</u>	<u>\$ 1,357,133.00</u>	<u>\$ 1,202,147.69</u>	<u>11.42%</u>
SHERIFF ECONOMIC CRIME (S94)						
Sheriff	-	-	-	7,569.00	7,569.00	0.00%
FUND TOTAL	<u>\$ -</u>	<u>\$ -</u>	<u>\$ -</u>	<u>\$ 7,569.00</u>	<u>\$ 7,569.00</u>	<u>0.00%</u>
SHERIFF FEDERAL FORFEITURE-TREASURY (S95)						
Sheriff	-	-	-	24,351.00	24,351.00	0.00%
FUND TOTAL	<u>\$ -</u>	<u>\$ -</u>	<u>\$ -</u>	<u>\$ 24,351.00</u>	<u>\$ 24,351.00</u>	<u>0.00%</u>
SHERIFF FEDERAL FORFEITURE-NON DEA (S96)						
Sheriff	517.51	2,424.02	2,974.52	57,459.00	54,484.48	5.18%
FUND TOTAL	<u>\$ 517.51</u>	<u>\$ 2,424.02</u>	<u>\$ 2,974.52</u>	<u>\$ 57,459.00</u>	<u>\$ 54,484.48</u>	<u>5.18%</u>

**TARRANT COUNTY, TEXAS
BUDGET REPORT
FOR THE TWO (2) MONTHS ENDED 11/30/2009**

	<u>CURRENT MONTH EXPENDITURES</u>	<u>ENCUMBRANCES AND COMMITMENTS</u>	<u>TOTAL EXPENDITURES & COMMITMENTS</u>	<u>TOTAL BUDGET</u>	<u>UNEXPENDED BUDGET</u>	<u>% BUDGET USED</u>
SHERIFF FEDERAL FORFEITURE-JUSTICE (S97)						
Sheriff	2,431.49	3,825.00	6,372.98	57,827.00	51,454.02	11.02%
FUND TOTAL	<u>\$ 2,431.49</u>	<u>\$ 3,825.00</u>	<u>\$ 6,372.98</u>	<u>\$ 57,827.00</u>	<u>\$ 51,454.02</u>	<u>11.02%</u>
PUBLIC HEALTH (T04)						
Buildings	18,893.57	4,681.44	23,879.50	307,942.00	284,062.50	7.75%
Public Health	801,693.59	316,110.90	1,830,750.29	10,210,743.00	8,379,992.71	17.93%
T0410-2010 Public Health - Cash Match						
Public Health	7,033.81	-	7,033.81	90,195.00	83,161.19	7.80%
T0420-2010 Public Health - Op Sub						
Public Health	92,635.21	-	92,635.21	1,444,700.00	1,352,064.79	6.41%
FUND TOTAL	<u>\$ 920,256.18</u>	<u>\$ 320,792.34</u>	<u>\$ 1,954,298.81</u>	<u>\$ 12,053,580.00</u>	<u>\$ 10,099,281.19</u>	<u>16.21%</u>
SECTION 125 FORFEITURES (T05)						
Self Insurance	12,009.23	31,744.41	53,028.88	1,563,961.00	1,510,932.12	3.39%
FUND TOTAL	<u>\$ 12,009.23</u>	<u>\$ 31,744.41</u>	<u>\$ 53,028.88</u>	<u>\$ 1,563,961.00</u>	<u>\$ 1,510,932.12</u>	<u>3.39%</u>
CHILDREN'S HOME FUND (T06)						
Juvenile Services	-	-	-	40,291.00	40,291.00	0.00%
FUND TOTAL	<u>\$ -</u>	<u>\$ -</u>	<u>\$ -</u>	<u>\$ 40,291.00</u>	<u>\$ 40,291.00</u>	<u>0.00%</u>
BAIL BOND BOARD (T07)						
Non-Departmental	3,005.00	-	3,005.00	27,600.00	24,595.00	10.89%
FUND TOTAL	<u>\$ 3,005.00</u>	<u>\$ -</u>	<u>\$ 3,005.00</u>	<u>\$ 27,600.00</u>	<u>\$ 24,595.00</u>	<u>10.89%</u>
TDRPS - TITLE IVE (T08)						
Child Protective Services	2,266.40	974.15	3,384.45	403,780.00	400,395.55	0.84%
FUND TOTAL	<u>\$ 2,266.40</u>	<u>\$ 974.15</u>	<u>\$ 3,384.45</u>	<u>\$ 403,780.00</u>	<u>\$ 400,395.55</u>	<u>0.84%</u>
JUVENILE PROBATION DISTRICT (T10)						
Juvenile Services	8,513.28	-	12,038.08	270,387.00	258,348.92	4.45%
FUND TOTAL	<u>\$ 8,513.28</u>	<u>\$ -</u>	<u>\$ 12,038.08</u>	<u>\$ 270,387.00</u>	<u>\$ 258,348.92</u>	<u>4.45%</u>
STOP-SPECIALIZED TREATMENT- OFFENDER (T12)						
Juvenile Services	71,658.90	10,382.25	162,245.28	861,612.00	699,366.72	18.83%
FUND TOTAL	<u>\$ 71,658.90</u>	<u>\$ 10,382.25</u>	<u>\$ 162,245.28</u>	<u>\$ 861,612.00</u>	<u>\$ 699,366.72</u>	<u>18.83%</u>
SLIAG - HUMAN SERVICE (T15)						
Human Services	-	8,604.00	8,604.00	25,594.00	16,990.00	33.62%
FUND TOTAL	<u>\$ -</u>	<u>\$ 8,604.00</u>	<u>\$ 8,604.00</u>	<u>\$ 25,594.00</u>	<u>\$ 16,990.00</u>	<u>33.62%</u>

**TARRANT COUNTY, TEXAS
BUDGET REPORT
FOR THE TWO (2) MONTHS ENDED 11/30/2009**

	<u>CURRENT MONTH EXPENDITURES</u>	<u>ENCUMBRANCES AND COMMITMENTS</u>	<u>TOTAL EXPENDITURES ENCUMBRANCES & COMMITMENTS</u>	<u>TOTAL BUDGET</u>	<u>UNEXPENDED BUDGET</u>	<u>% BUDGET USED</u>
FWISD - TRUANCY (T19)						
District Attorney	9,501.42	-	19,273.53	124,163.00	104,889.47	15.52%
FUND TOTAL	<u>\$ 9,501.42</u>	<u>\$ -</u>	<u>\$ 19,273.53</u>	<u>\$ 124,163.00</u>	<u>\$ 104,889.47</u>	<u>15.52%</u>
HISTORICAL COMMISSION (T20)						
Historical Commission	-	-	-	5,758.00	5,758.00	0.00%
FUND TOTAL	<u>\$ -</u>	<u>\$ -</u>	<u>\$ -</u>	<u>\$ 5,758.00</u>	<u>\$ 5,758.00</u>	<u>0.00%</u>
HISTORICAL COMMISSION ARCHIVES (T21)						
Historical Commission	-	-	-	31,628.00	31,628.00	0.00%
FUND TOTAL	<u>\$ -</u>	<u>\$ -</u>	<u>\$ -</u>	<u>\$ 31,628.00</u>	<u>\$ 31,628.00</u>	<u>0.00%</u>
CEMETERY FUND (T23)						
Historical Commission	-	-	-	27,361.00	27,361.00	0.00%
FUND TOTAL	<u>\$ -</u>	<u>\$ -</u>	<u>\$ -</u>	<u>\$ 27,361.00</u>	<u>\$ 27,361.00</u>	<u>0.00%</u>
DA JPS CONTRACT (T30)						
District Attorney	44,896.89	-	91,452.54	590,839.00	499,386.46	15.48%
FUND TOTAL	<u>\$ 44,896.89</u>	<u>\$ -</u>	<u>\$ 91,452.54</u>	<u>\$ 590,839.00</u>	<u>\$ 499,386.46</u>	<u>15.48%</u>
EMERGENCY SERVICES DISTRICT (T31)						
Fire Marshal	5,655.06	-	11,895.10	70,000.00	58,104.90	16.99%
FUND TOTAL	<u>\$ 5,655.06</u>	<u>\$ -</u>	<u>\$ 11,895.10</u>	<u>\$ 70,000.00</u>	<u>\$ 58,104.90</u>	<u>16.99%</u>
DIRECT PROGRAM (T34)						
Criminal District Court Support	6,159.82	-	12,649.21	107,501.00	94,851.79	11.77%
FUND TOTAL	<u>\$ 6,159.82</u>	<u>\$ -</u>	<u>\$ 12,649.21</u>	<u>\$ 107,501.00</u>	<u>\$ 94,851.79</u>	<u>11.77%</u>
MEDICAL EXAMINER CONFERENCE (T37)						
Medical Examiner	251.90	3,858.50	4,872.35	41,988.00	37,115.65	11.60%
FUND TOTAL	<u>\$ 251.90</u>	<u>\$ 3,858.50</u>	<u>\$ 4,872.35</u>	<u>\$ 41,988.00</u>	<u>\$ 37,115.65</u>	<u>11.60%</u>
SICKLE CELL DISEASE PROJECT (T44)						
Public Health	2,041.25	-	4,497.48	7,861.00	3,363.52	57.21%
FUND TOTAL	<u>\$ 2,041.25</u>	<u>\$ -</u>	<u>\$ 4,497.48</u>	<u>\$ 7,861.00</u>	<u>\$ 3,363.52</u>	<u>57.21%</u>
MISCELLANEOUS DONATIONS - JUVENILE PROBATION (T52)						
Juvenile Services	87.00	-	87.00	29,716.00	29,629.00	0.29%
FUND TOTAL	<u>\$ 87.00</u>	<u>\$ -</u>	<u>\$ 87.00</u>	<u>\$ 29,716.00</u>	<u>\$ 29,629.00</u>	<u>0.29%</u>

**TARRANT COUNTY, TEXAS
BUDGET REPORT
FOR THE TWO (2) MONTHS ENDED 11/30/2009**

	<u>CURRENT MONTH EXPENDITURES</u>	<u>ENCUMBRANCES AND COMMITMENTS</u>	<u>TOTAL EXPENDITURES ENCUMBRANCES & COMMITMENTS</u>	<u>TOTAL BUDGET</u>	<u>UNEXPENDED BUDGET</u>	<u>% BUDGET USED</u>
MISCELLANEOUS DONATIONS - HUMAN SERVICES-TXU (T56)						
Human Services	24,458.91	-	39,429.29	265,878.00	226,448.71	14.83%
FUND TOTAL	<u>\$ 24,458.91</u>	<u>\$ -</u>	<u>\$ 39,429.29</u>	<u>\$ 265,878.00</u>	<u>\$ 226,448.71</u>	<u>14.83%</u>
MISCELLANEOUS DONATIONS - HUMAN SERVICES-RELIANT (T5640)						
Human Services	185.62	-	185.62	15,000.00	14,814.38	1.24%
FUND TOTAL	<u>\$ 185.62</u>	<u>\$ -</u>	<u>\$ 185.62</u>	<u>\$ 15,000.00</u>	<u>\$ 14,814.38</u>	<u>1.24%</u>
MISCELLANEOUS DONATIONS - HUMAN SERVICES-ONCOR (T5643)						
Human Services	10,605.84	-	16,597.51	64,000.00	47,402.49	25.93%
FUND TOTAL	<u>\$ 10,605.84</u>	<u>\$ -</u>	<u>\$ 16,597.51</u>	<u>\$ 64,000.00</u>	<u>\$ 47,402.49</u>	<u>25.93%</u>
MISCELLANEOUS DONATIONS - HUMAN SERVICES-STREAM (T5644)						
Human Services	5,102.70	-	7,925.02	24,500.00	16,574.98	32.35%
FUND TOTAL	<u>\$ 5,102.70</u>	<u>\$ -</u>	<u>\$ 7,925.02</u>	<u>\$ 24,500.00</u>	<u>\$ 16,574.98</u>	<u>32.35%</u>
MISCELLANEOUS DONATIONS - CPS (T57)						
Child Protective Services	3,633.50	-	3,633.50	128,682.00	125,048.50	2.82%
FUND TOTAL	<u>\$ 3,633.50</u>	<u>\$ -</u>	<u>\$ 3,633.50</u>	<u>\$ 128,682.00</u>	<u>\$ 125,048.50</u>	<u>2.82%</u>
MISCELLANEOUS DONATIONS - HEALTH DEPT (T58)						
Public Health	-	-	-	18,186.00	18,186.00	0.00%
FUND TOTAL	<u>\$ -</u>	<u>\$ -</u>	<u>\$ -</u>	<u>\$ 18,186.00</u>	<u>\$ 18,186.00</u>	<u>0.00%</u>
MISCELLANEOUS DONATIONS - FAMILY COURT SERVICES (T60)						
Domestic Relations	-	-	-	20,295.00	20,295.00	0.00%
FUND TOTAL	<u>\$ -</u>	<u>\$ -</u>	<u>\$ -</u>	<u>\$ 20,295.00</u>	<u>\$ 20,295.00</u>	<u>0.00%</u>
MISCELLANEOUS DONATIONS - CRCG (T61)						
Public Assistance	1,000.00	-	2,950.00	16,016.00	13,066.00	18.42%
FUND TOTAL	<u>\$ 1,000.00</u>	<u>\$ -</u>	<u>\$ 2,950.00</u>	<u>\$ 16,016.00</u>	<u>\$ 13,066.00</u>	<u>18.42%</u>
MISCELLANEOUS DONATIONS - MEMORIAL (T62)						
Peace Officers Memorial	-	-	-	20,124.00	20,124.00	0.00%
FUND TOTAL	<u>\$ -</u>	<u>\$ -</u>	<u>\$ -</u>	<u>\$ 20,124.00</u>	<u>\$ 20,124.00</u>	<u>0.00%</u>

**TARRANT COUNTY, TEXAS
BUDGET REPORT
FOR THE TWO (2) MONTHS ENDED 11/30/2009**

	<u>CURRENT MONTH EXPENDITURES</u>	<u>ENCUMBRANCES AND COMMITMENTS</u>	<u>TOTAL EXPENDITURES ENCUMBRANCES & COMMITMENTS</u>	<u>TOTAL BUDGET</u>	<u>UNEXPENDED BUDGET</u>	<u>% BUDGET USED</u>
ATTF RENTAL ASSOC DONATION (T65)						
Sheriff	974.32	-	1,174.32	3,735.00	2,560.68	31.44%
FUND TOTAL	<u>\$ 974.32</u>	<u>\$ -</u>	<u>\$ 1,174.32</u>	<u>\$ 3,735.00</u>	<u>\$ 2,560.68</u>	<u>31.44%</u>
CONTRACT ELECTIONS (T71)						
Elections Administration	193,579.73	8,501.59	355,074.25	1,601,800.00	1,246,725.75	22.17%
FUND TOTAL	<u>\$ 193,579.73</u>	<u>\$ 8,501.59</u>	<u>\$ 355,074.25</u>	<u>\$ 1,601,800.00</u>	<u>\$ 1,246,725.75</u>	<u>22.17%</u>
ELECTIONS CHAPTER 19 (T73)						
Elections Administration	1,825.00	-	1,925.00	326,403.00	324,478.00	0.59%
FUND TOTAL	<u>\$ 1,825.00</u>	<u>\$ -</u>	<u>\$ 1,925.00</u>	<u>\$ 326,403.00</u>	<u>\$ 324,478.00</u>	<u>0.59%</u>

