

**TARRANT COUNTY FINANCIAL STATEMENTS**

**FOR THE MONTH OF OCTOBER 2009**



## TARRANT COUNTY

TARRANT COUNTY ADMINISTRATION BUILDING - ROOM 506

100 E. WEATHERFORD

FORT WORTH, TEXAS 76196-0103

817/884-1205

Fax 817/884-1104

S. RENEE TIDWELL, CPA  
COUNTY AUDITOR  
rtidwell@tarrantcounty.com

RONALD D. BERTEL, CPA  
FIRST ASSISTANT COUNTY AUDITOR  
rbertel@tarrantcounty.com

February 22, 2010


The Honorable District Judges  
The Honorable Commissioners Court  
Tarrant County, Texas

RE: County Auditor's October Financial Reports

I herewith submit the financial report of Tarrant County, Texas as of and for the one (1) month ended October 31, 2009.

If you have any questions concerning this report or the financial well being of the County, please call.

Sincerely,

  
S. Renee Tidwell, CPA  
County Auditor

**TARRANT COUNTY, TEXAS**  
**COMBINED BALANCE SHEET**  
**GOVERNMENTAL FUNDS**  
**AS OF 10/31/2009**

<u>COMBINED TOTAL</u>		<u>GENERAL</u>	<u>ROAD &amp; BRIDGE</u>	<u>DEBT SERVICE</u>
<b>ASSETS</b>				
\$345,247,882.56	CASH AND INVESTMENTS	\$29,990,929.84	\$8,026,121.22	\$1,715,708.24
330,807,172.82	TAXES RECEIVABLE (NET)	294,099,162.68	8,658.86	36,699,351.28
14,921,293.36	OTHER RECEIVABLES (NET)	3,885,304.54	172,903.04	147,057.66
11,736,467.55	FEE OFFICE RECEIVABLE	11,736,467.55	0.00	0.00
11,396,679.22	DUE FROM OTHER FUNDS	11,396,679.22	0.00	0.00
2,099,273.99	ADVANCE TO ENTERPRISE FUND	0.00	0.00	0.00
4,995,000.00	LONG TERM RECEIVABLE - TCCC	4,995,000.00	0.00	0.00
1,910,190.01	PREPAID EXPENSES AND INVENTORY	788,348.30	956,546.51	0.00
<u>\$723,113,959.51</u>	<b>TOTAL ASSETS</b>	<u>\$356,891,892.13</u>	<u>\$9,164,229.63</u>	<u>\$38,562,117.18</u>
<b>LIABILITIES AND FUND BALANCE</b>				
<b>LIABILITIES:</b>				
\$7,672,234.22	ACCOUNTS PAYABLE	\$4,146,890.54	\$333,710.44	\$0.00
17,662,533.28	OTHER LIABILITIES	12,372,415.52	491,800.85	0.00
11,396,679.22	DUE TO OTHER FUNDS	0.00	0.00	0.00
334,864,821.10	DEFERRED REVENUE	294,107,312.68	8,658.86	36,699,351.28
11,736,467.55	DEFERRED REVENUE-FEE OFFICE	11,736,467.55	0.00	0.00
383,332,735.37	<b>TOTAL LIABILITIES</b>	322,363,086.29	834,170.15	36,699,351.28
<b>FUND BALANCE:</b>				
339,781,224.14	<b>FUND BALANCE</b>	34,528,805.84	8,330,059.48	1,862,765.90
339,781,224.14	<b>TOTAL FUND BALANCE</b>	34,528,805.84	8,330,059.48	1,862,765.90
<u>\$723,113,959.51</u>	<b>TOTAL LIABILITIES AND FUND BALANCE</b>	<u>\$356,891,892.13</u>	<u>\$9,164,229.63</u>	<u>\$38,562,117.18</u>

<u>CAPITAL PROJECTS</u>	<u>GRANT FUNDS</u>	<u>OTHER GOVERNMENTAL FUNDS</u>
\$276,051,064.12	\$7,331,006.90	\$22,133,052.24
0.00	0.00	0.00
5,763.51	10,447,994.64	262,269.97
0.00	0.00	0.00
0.00	0.00	0.00
2,099,273.99	0.00	0.00
0.00	0.00	0.00
0.00	120,836.86	44,458.34
<u>\$278,156,101.62</u>	<u>\$17,899,838.40</u>	<u>\$22,439,780.55</u>
\$1,236,391.70	\$1,584,462.67	\$370,778.87
24,298.90	1,327,644.48	3,446,373.53
0.00	11,245,732.97	150,946.25
0.00	3,741,998.28	307,500.00
0.00	0.00	0.00
1,260,690.60	17,899,838.40	4,275,598.65
276,895,411.02	0.00	18,164,181.90
276,895,411.02	0.00	18,164,181.90
<u>\$278,156,101.62</u>	<u>\$17,899,838.40</u>	<u>\$22,439,780.55</u>

**TARRANT COUNTY, TEXAS**  
**COMBINED STATEMENT OF REVENUES AND EXPENDITURES**  
**AND CHANGES IN FUND BALANCE**  
**GOVERNMENTAL FUNDS**  
**FOR THE ONE (1) MONTH ENDED 10/31/2009**

<u>COMBINED TOTAL</u>		<u>GENERAL</u>	<u>ROAD &amp; BRIDGE</u>	<u>DEBT SERVICE</u>
	<b>REVENUES:</b>			
\$8,737,403.28	TAXES, LICENSES AND PERMITS	\$7,771,150.14	\$0.00	\$966,253.14
3,228,416.86	FEES OF OFFICE	1,957,844.88	380,569.80	0.00
352,349.11	FINES	352,349.11	0.00	0.00
7,387,989.24	INTERGOVERNMENTAL	1,676,255.34	33,528.19	0.00
172,173.57	INVESTMENT INCOME	(68,192.38)	6,426.48	1,073.38
617,210.65	MISCELLANEOUS	398,800.90	24,400.04	0.00
<u>20,495,542.71</u>	TOTAL REVENUES	<u>12,088,207.99</u>	<u>444,924.51</u>	<u>967,326.52</u>
	<b>EXPENDITURES:</b>			
	<b>CURRENT:</b>			
7,378,251.86	GENERAL GOVERNMENT	6,671,915.76	215,533.62	0.00
8,041,400.43	PUBLIC SAFETY	7,801,974.80	0.00	0.00
10,589,842.11	JUDICIAL	9,700,337.64	0.00	0.00
5,857,856.99	COMMUNITY SERVICES	320,878.47	0.00	0.00
1,393,659.48	TRANSPORTATION	0.00	1,393,659.48	0.00
641,920.35	CAPITAL/CONSTRUCTION	0.00	0.00	0.00
0.00	DEBT SERVICE	0.00	0.00	0.00
<u>33,902,931.22</u>	TOTAL EXPENDITURES	<u>24,495,106.67</u>	<u>1,609,193.10</u>	<u>0.00</u>
(13,407,388.51)	EXCESS (DEFICIT) OF REVENUES OVER EXPENDITURES	(12,406,898.68)	(1,164,268.59)	967,326.52
	<b>OTHER FINANCING SOURCES (USES):</b>			
1,511,191.87	OPERATING TRANSFERS IN	57,344.26	563,934.87	0.00
(1,511,191.87)	OPERATING TRANSFERS OUT	(1,462,580.50)	0.00	0.00
(13,407,388.51)	EXCESS (DEFICIT ) OF REVENUES AND OPERATING TRANSFERS OVER EXPENDITURES	(13,812,134.92)	(600,333.72)	967,326.52
	<b>FUND BALANCES:</b>			
<u>353,188,612.65</u>	BEGINNING OF PERIOD	<u>48,340,940.76</u>	<u>8,930,393.20</u>	<u>895,439.38</u>
<u>\$339,781,224.14</u>	END OF PERIOD	<u>\$34,528,805.84</u>	<u>\$8,330,059.48</u>	<u>\$1,862,765.90</u>

<u>CAPITAL PROJECTS</u>	<u>GRANT FUNDS</u>	<u>OTHER GOVERNMENTAL FUNDS</u>
\$0.00	\$0.00	\$0.00
0.00	118,658.90	771,343.28
0.00	0.00	0.00
97,488.20	5,531,574.51	49,143.00
213,240.27	4,964.81	14,661.01
19,986.97	4,205.00	169,817.74
<u>330,715.44</u>	<u>5,659,403.22</u>	<u>1,004,965.03</u>
0.00	69,406.71	421,395.77
0.00	161,516.69	77,908.94
0.00	532,069.49	357,434.98
0.00	4,692,284.96	844,693.56
0.00	0.00	0.00
429,514.31	204,125.37	8,280.67
0.00	0.00	0.00
<u>429,514.31</u>	<u>5,659,403.22</u>	<u>1,709,713.92</u>
(98,798.87)	0.00	(704,748.89)
898,645.63	0.00	(8,732.89)
0.00	0.00	(48,611.37)
799,846.76	0.00	(762,093.15)
<u>276,095,564.26</u>	<u>0.00</u>	<u>18,926,275.05</u>
<u>\$276,895,411.02</u>	<u>\$0.00</u>	<u>\$18,164,181.90</u>

**TARRANT COUNTY, TEXAS**  
**STATEMENT OF NET ASSETS**  
**PROPRIETARY FUNDS**  
**AS OF 10/31/2009**

<u>COMBINED TOTAL</u>		<u>ENTERPRISE</u>	<u>INTERNAL SERVICE</u>
<b>ASSETS</b>			
\$23,783,844.42	CASH AND INVESTMENTS	\$2,335,159.92	\$21,448,684.50
510,335.60	OTHER RECEIVABLES (NET)	202,944.78	307,390.82
3,314.41	PREPAID EXPENSES AND INVENTORY	3,314.41	0.00
<u>5,531,227.42</u>	FIXED ASSETS (NET)	<u>5,531,227.42</u>	<u>0.00</u>
<u>\$29,828,721.85</u>	TOTAL ASSETS	<u>\$8,072,646.53</u>	<u>\$21,756,075.32</u>
<b>LIABILITIES AND NET ASSETS</b>			
<b>LIABILITIES:</b>			
\$688,240.52	ACCOUNTS PAYABLE	\$127,950.85	\$560,289.67
10,895,177.64	OTHER LIABILITIES	35,834.59	10,859,343.05
2,099,273.99	ADVANCE FROM CAPITAL PROJECT FUND	2,099,273.99	0.00
<u>168,108.68</u>	COMPENSATED ABSENCES	<u>168,108.68</u>	<u>0.00</u>
13,850,800.83	TOTAL LIABILITIES	2,431,168.11	11,419,632.72
<b>NET ASSETS:</b>			
<u>15,977,921.02</u>	NET ASSETS	<u>5,641,478.42</u>	<u>10,336,442.60</u>
<u>15,977,921.02</u>	TOTAL NET ASSETS	<u>5,641,478.42</u>	<u>10,336,442.60</u>
<u>\$29,828,721.85</u>	TOTAL LIABILITIES AND NET ASSETS	<u>\$8,072,646.53</u>	<u>\$21,756,075.32</u>

**TARRANT COUNTY, TEXAS**  
**COMBINED STATEMENT OF REVENUES, EXPENSES**  
**AND CHANGES IN FUND NET ASSETS**  
**PROPRIETARY FUNDS**  
**FOR THE ONE (1) MONTH ENDED 10/31/2009**

COMBINED TOTAL		ENTERPRISE	INTERNAL SERVICE
	<b>OPERATING REVENUES:</b>		
\$234,685.79	BUILDING RENTALS	\$234,685.79	\$0.00
1,130,658.22	USER FEES	0.00	1,130,658.22
4,079,230.20	COUNTY CONTRIBUTIONS	0.00	4,079,230.20
63,086.28	OTHER REVENUES	33,253.18	29,833.10
5,507,660.49	TOTAL OPERATING REVENUES	267,938.97	5,239,721.52
	<b>OPERATING EXPENSES:</b>		
94,113.26	PERSONNEL	94,113.26	0.00
48,837.81	BUILDING AND EQUIPMENT	48,013.10	824.71
28,803.52	DEPRECIATION AND AMORTIZATION	28,803.52	0.00
3,122,560.10	SELF INSURANCE CLAIMS	0.00	3,122,560.10
2,013,570.71	INSURANCE PREMIUMS	0.00	2,013,570.71
133,385.73	ADMINISTRATION	0.00	133,385.73
33,603.00	OTHER	1,557.74	32,045.26
5,474,874.13	TOTAL OPERATING EXPENSES	172,487.62	5,302,386.51
32,786.36	OPERATING INCOME (LOSS)	95,451.35	(62,664.99)
	<b>NON-OPERATING REVENUE (EXPENSE):</b>		
17,515.31	INTEREST INCOME	1,783.91	15,731.40
50,301.67	NET INCOME (LOSS) BEFORE TRANSFERS	97,235.26	(46,933.59)
	<b>OPERATING TRANSFERS:</b>		
0.00	OPERATING TRANSFERS IN	0.00	0.00
0.00	OPERATING TRANSFERS OUT	0.00	0.00
50,301.67	NET INCOME (LOSS)	97,235.26	(46,933.59)
	<b>NET ASSETS:</b>		
15,927,619.35	BEGINNING OF PERIOD	5,544,243.16	10,383,376.19
\$15,977,921.02	END OF PERIOD	\$5,641,478.42	\$10,336,442.60



**TARRANT COUNTY, TEXAS**  
**COMBINED BALANCE SHEET**  
**AGENCY FUNDS**  
**AS OF 10/31/2009**

<u>COMBINED TOTAL</u>		<u>PAYROLL CLEARING</u>	<u>FEE OFFICE</u>
<b>ASSETS</b>			
\$30,599,300.02	CASH AND INVESTMENTS	\$3,180,802.02	\$27,418,498.00
10,359.83	OTHER RECEIVABLES	10,359.83	0.00
132,266,446.68	FEE OFFICE RECEIVABLE	0.00	132,266,446.68
<u>45,858,670.04</u>	RESTRICTED ASSETS	<u>0.00</u>	<u>45,858,670.04</u>
<u>\$208,734,776.57</u>	TOTAL ASSETS	<u>\$3,191,161.85</u>	<u>\$205,543,614.72</u>
<b>LIABILITIES AND FUND BALANCE</b>			
\$5,169.38	ACCOUNTS PAYABLE	\$5,169.38	\$0.00
<u>208,729,607.19</u>	OTHER LIABILITIES	<u>3,185,992.47</u>	<u>205,543,614.72</u>
<u>\$208,734,776.57</u>	TOTAL LIABILITIES AND FUND BALANCE	<u>\$3,191,161.85</u>	<u>\$205,543,614.72</u>

**TARRANT COUNTY, TEXAS**  
**NOTES TO COMBINED FINANCIAL STATEMENTS**  
**FOR THE ONE (1) MONTH ENDED 10/31/2009**

I. SUMMARY OF SIGNIFICANT ACCOUNTING POLICIES:

Reporting Entity

The accompanying financial statements reflect the funds and accounts of the financial reporting entity Tarrant County, Texas (the "County"), as of October 2009 and for the one month then ended. Other components of the County not included in the accompanying financial statements include, Tarrant County Hospital District, Tarrant County Mental Health and Mental Retardation Services, Tarrant County Industrial Development Corporation, Tarrant County Health Facilities Development Corporation, and Tarrant County Housing Financing Corporation. These components are technically a part of the "reporting entity" because of the budgetary oversight responsibility by the Commissioners' Court of Tarrant County. These components however are unrelated to the financial condition and results of operations of the County, and have been excluded from the accompanying financial statements. Separate financial statements of these entities are available upon request.

Revenue Recognition

Revenue is generally recognized on the modified accrual basis. Under this method of accounting, revenues are recognized when susceptible to accrual, i.e., both measurable and available. The primary revenue sources susceptible to accrual are property taxes, fines and fees due to fee offices which are recognized as deferred revenue until cash is received. Other sources are generally not measurable until received in cash.

Expenditure Recognition

Expenditures are recorded when incurred. Expenditures for principal and interest on long-term debt are recorded when due. The accrual basis of accounting is utilized in the proprietary funds. Encumbrances are not included as expenditures.

Budget Basis Reporting

The budget is prepared utilizing a modified cash basis of accounting, with adjustments for encumbrances, as allowed by state statutes. Budget basis information is presented in the accompanying "Budgetary Information" section at a summary level. Budget information at the legal level of control is available upon request.

Investment Income Allocation

To maximize investment earnings on "idle" cash and cash equivalents, a "pooled cash" concept is utilized. Under this concept nearly all deposits are maintained in the same bank account and are invested on a daily basis. Generally, interest earnings are allocated to each fund based on the funds relative percentage of the total pool.

Compensated Absences

Accumulated unpaid vacation leave and vested sick pay have been recorded in the Enterprise Fund for the Resource Connection and in the Grant Fund for Housing. An additional amount has been accrued for salary related payments associated with the payment of compensated absences. The amount of compensated absences for the remaining governmental funds is \$36,292,815.30 which is recorded in the comprehensive annual financial report.

**TARRANT COUNTY, TEXAS**  
**NOTES TO COMBINED FINANCIAL STATEMENTS**  
**FOR THE ONE (1) MONTH ENDED 10/31/2009**

**II. BASIS OF PRESENTATION:**

The accounts of the County are organized and operated on the basis of funds, each of which is considered a separate accounting entity. Government resources are allocated to and accounted for in individual funds based on the purpose for which they are to be spent and the means by which spending activities are controlled.

Funds are classified into three categories: Governmental, Proprietary and Fiduciary. Each category is divided into separate fund types. The following fund types are used by the County.

Governmental Funds: Used to account for all or most of a government's general activity.

General Fund – used to account for the general operations of the County.

Road and Bridge Fund – used to account for the collection and expenditure of those monies designated to be spent for acquisition, construction and maintenance of county roads and bridges.

Debt Service Fund – used to account for accumulation of resources and for the payment of general long-term debt principal, interest, and related costs.

Capital Projects Funds – used to account for financial resources to be used for the acquisition and/or construction of major capital facilities.

Grant Funds – used to account for the activities conducted under the many grant agreements between the County and various state and federal organizations.

Other Governmental Funds – used to account for specific revenue sources which are legally restricted to expenditures for specified purposes.

Proprietary Funds: Used to account for operations that are financed in a manner similar to those in the private sector, where the determination of net income is appropriate for sound financial administration.

Enterprise Fund – used to account for operations that are financed and operated in a manner similar to private enterprise where the County's intent is to provide goods or services to the public on a continuing basis financed primarily through user charges. The County operates two enterprise funds, the Resource Connection and Oil and Gas Royalty.

Internal Service Funds – used to account for the various self-insurance activities for the County.

Fiduciary Funds: Used to account for assets held by the County in a trustee or agency capacity for others and therefore cannot be used to support the government's own programs. The County has two fiduciary agency funds: Payroll Clearing and Fee Office funds. The Fee Office fund accounts for monies still in the custody of the fee officers. It includes tax collections in behalf of other taxing jurisdictions and restricted assets of court ordered trust funds administered by the County Clerk and District Clerk.

**TARRANT COUNTY, TEXAS  
NOTES TO COMBINED FINANCIAL STATEMENTS  
FOR THE ONE (1) MONTH ENDED 10/31/2009**

**III. NEGATIVE CASH BALANCES:**

The following funds have negative cash balances at the balance sheet date. This occurs when expenditures exceed revenue collection. The General Fund has advanced money to these Funds thereby, allowing for continued operation of the related programs. These advances by the General Fund have been reflected in the accompanying combined balance sheet as Due from other funds. The advances also represent a loss of investment earnings to the General Fund and are not a reimbursable item by the grantor under reimbursing grant agreements.

Most negative cash balances arise in the County's reimbursing grant programs. These programs require the payment of expenditures prior to the reimbursement by the grantor. These cash deficits have existed for years and do not create any major concerns. However, this information is helpful to the reader of the financial statements to provide a fuller understanding of the details of County operations.

FUND	<u>DEFICIT</u>
F0024 DHHS-RYAN WHITE MINORITY AIDS INITIATIVE PROGRAM	\$ 13,625.56
F0025 DHHS-RYAN WHITE TITLE IV PART D - WOMEN, INFANTS, CHILD	53,206.70
F0027 RYAN WHITE PART C - OUTPATIENT EIS PROGRAM	52,755.83
F0028 RYAN WHITE HIV/AIDS TREATMENT MODERNIZATION ACT	309,024.54
F0030 HIV/RYAN WHITE II - ADMINISTRATIVE GRANT	26,777.60
F0031 HIV/STATE SERVICES	114,261.61
F0032 RYAN WHITE PART B	210,591.67
F0033 HIV/SURVEILLANCE	10,600.18
F0035 HIV/PREV INTERIM	116,084.68
F0037 HIV / H.O.P.W.A.	9,387.21
F0038 STD/HIV PREVENTION INTERIM	95,185.63
F0040 TDFPS-COMMUNITY YOUTH DEVELOPMENT INTERIM	70,534.16
F0042 BIOTERRORISM PREPAREDNESS - LAB	42,318.03
F0043 BIOTERRORISM FORMULA	146,644.69
F0044 DSHS-C.R.I - CITIES READINESS INITIATIVE	22,439.02
F0045 TB/PC-TB CONTROL & PREVENTION (CLINIC) INTERIM	83,708.56
F0046 TUBERCULOSIS - PREVENTION AND CONTROL	33,845.98
F0047 REFUGEE HLTH	39,541.29
F0048 ADVANCE PRACTICE CENTER - NACCHO	18,469.97
F0051 IMMUNIZATIONS	4,331.32
F0053 SEASONAL INFLUENZA	15,103.95
F0055 PUBLIC HEALTH EMERGENCY RESPONSE - FOCUS 1	22,943.09
F0056 PUBLIC HEALTH EMERGENCY RESPONSE-FOCUS 2	91,527.31
F0060 WIC CARD PARTICIPATION	1,369,580.63
F0061 DSHS-OBESITY PREVENTION GRANT	1,805.71
F0062 ESSENTIAL HEALTH SERVICES OFFICE OF PUBLIC HEALTH PRACTICE	55,364.54
F0067 COMMUNITY PREPAREDNESS BIOTERRORISM DISCRETIONARY PHASE II	50,040.01
F0069 COMMUNITY PREPAREDNESS BIOTERRORISM DISCRETIONARY PHASE I	60,617.00
F4800 ADVANCE PRACTICE CENTER - NACCHO	198,139.82
G0004 CJD-Breaking the Cycle of Violence (BCV) Program	10,601.99
G0008 FAMILY DRUG COURT PROGRAM	24,092.91
G0009 COMPUTER CRIMES CELLULAR FORENSIC WORKSTATION	3,999.00
G0060 JUVENILE ACCOUNTABILITY INCENTIVE BLOCK GRANT	19,512.50
G0065 VICTIMS ASSISTANCE GRANT-VOCA	6,974.23
G0081 VAWA - PROTECTIVE ORDER UNIT	19,051.76
G0084 D.I.R.E.C.T. PROGRAM	70,538.28
G0085 MENTAL HEALTH DIVERSION COURT PROGRAM	33,147.16
G0090 DOMESTIC VIOLENCE INTERVENTION PROGRAM - PRETRIAL DIVERSION	21,702.27

**TARRANT COUNTY, TEXAS**  
**NOTES TO COMBINED FINANCIAL STATEMENTS**  
**FOR THE ONE (1) MONTH ENDED 10/31/2009**

III. NEGATIVE CASH BALANCES (CONT'D):

FUND	<u>DEFICIT</u>
G8100 VOCA - PROTECTIVE ORDER UNIT SUPPLEMENTAL	\$ 4,173.50
H0001 COMMUNITY DEVELOPMENT SALARY ALLOCATION FUND	100,182.87
H0041 HOME ADMINISTRATIVE FUNDS	233,834.58
H0042 COMMUNITY DEVELOPMENT BLOCK GRANT	2,507,645.30
H0043 COMMUNITY DEVELOPMENT BLOCK GRANT - RECOVERY	17,969.18
H0045 NEIGHBORHOOD STABILIZATION PROGRAM (NSP)	89,132.23
H0061 H.O.P.W.A.-CDBG	28,323.47
H0071 EMERGENCY SHELTER PROGRAM	14,820.39
H0072 HUD - HOMELESS PREVENTION & RAPID REHOUSING PGM	894.43
H0500 SUPPORTIVE HOUSING PROGRAM	374,264.37
L0011 OJP - BJA-BRIEF STRATEGIC FAMILY THERAPY PROJECT	24,317.99
M0008 CITY OF FORT WORTH- JAG (MENTAL HEALTH LIASION)	31,516.52
M0010 ADULT DRUG COURT- JAG	12,159.39
M0014 ACCESS AND VISITATION GRANT	7,550.00
M0022 AUTO THEFT TASK FORCE	178,302.34
M0027 HELP AMERICA VOTE ACT - GENERAL HAVA COMPLIANCE	1,332,793.00
M0033 TEXAS HISTORICAL COMMISSION- EDUCATION	996.40
M0038 TEXAS HISTORICAL COMMISSION- EDUCATION	757.95
M0040 HOMELAND SECURITY GRANT PROGRAM (GDEM)	149,591.44
M0043 DADS-AGING AND DISABILITY RESOURCE CENTER	36,308.00
M0044 TXDOT COURTESY PATROL PROGRAM	957,919.72
M0048 BILINGUAL VICTIMS ASSISTANCE COORDINATOR	7,868.43
P0011 TJPC-STATE AID	119,353.30
P0014 TJPC-STATE AID - SALARY ADJUSTMENT	76,235.74
P0015 TJPC- DIVERSIONARY PLACEMENT FUND - GRANT "H"	140,560.00
P0016 TJPC-SPECIAL NEEDS DIVERSIONARY PROGRAM	48,448.85
P0017 TJPC-INTENSIVE COMMUNITY BASED PILOT - GRANT "U"	28,835.55
P0018 TJPC- INTENSIVE COMMUNITY BASED PROGRAM - GRANT "X"	29,416.02
P0022 TJPC-COMMUNITY CORRECTIONS	110,723.97
P0025 TJPC-PROGRESSIVE SANCTIONS -JPO	229,049.02
P0026 TJPC-PROGRESSIVE SANCTIONS -ISJPO	73,104.56
P0027 TJPC-JJAEP	602,081.33
R0015 HUD-Section 8 Portability	67,321.88
R0023 SECTION 8 - HOUSING VOUCHERS	2,552.00
R0024 SECTION 8 - HOUSING ADMIN	76.62
R0029 HUD - DISASTER VOUCHER PROGRAM	43,960.45
W0002 HOMELESS PREVENTION-CITY OF FORT WORTH	637.73
W0042 EMERGENCY FOOD AND SHELTER PROGRAM	13,978.06
SUB-TOTAL GRANTS	<u>\$ 11,245,732.97</u>
G1100 8th ADMIN JUDICIAL REGION	212.39
T1200 STOP-SPECIALIZED TREATMENT	71,240.54
T3000 DA - JPS CONTRACT	69,813.59
T3100 TC EMERGENCY SERVICES DISTRICT #1	9,679.73
	<u><u>\$ 11,396,679.22</u></u>

**TARRANT COUNTY, TEXAS**  
**NOTES TO COMBINED FINANCIAL STATEMENTS**  
**FOR THE ONE (1) MONTH ENDED 10/31/2009**

**IV. CAPITAL ASSETS:**

A summary of the Governmental Funds' capital assets follows:

	<u>Balance</u> <u>October 1, 2009</u>	<u>Additions</u>	<u>Disposals/ Adjustments</u>	<u>Balance</u> <u>October 31, 2009</u>
Land and land improvements	\$ 52,918,725.43			\$ 52,918,725.43
Building and improvements	281,124,941.36			281,124,941.36
Construction in progress	19,871,045.14	\$ 70,969.28		19,942,014.42
Fixed equipment	99,679,868.66	371,859.58	\$ (166,296.00)	99,885,432.24
Infrastructure	85,830,215.47			85,830,215.47
	<u>\$ 539,424,796.06</u>	<u>\$ 442,828.86</u>	<u>\$ (166,296.00)</u>	<u>\$ 539,701,328.92</u>

**V. SCHEDULE OF OUTSTANDING BONDED DEBT:**

	<u>AMOUNT</u>	<u>INTEREST RATES</u>
1999 - General Obligation	\$ 1,040,000	4.90% to 5.75%
2002 - General Obligation	18,945,000	4.00% to 5.00%
2004 - Tax Notes	2,570,000	2.625% to 3.25%
2004 - Limited Tax Refunding & Improvement Bonds	28,680,000	4.00% to 5.00%
2005 - Limited Tax Refunding Bonds	35,780,000	3.00% to 5.00%
2005 - Tax Notes	5,045,000	3.00% to 3.50%
2006 - Tax Notes	4,950,000	4.00% to 4.25%
2006 - General Obligation	73,325,000	4.00% to 5.00%
2007 - General Obligation	49,070,000	4.00% to 5.25%
2008 - General Obligation	102,805,000	3.50% to 5.00%
Total Outstanding Bonded Debt	<u>\$ 322,210,000</u>	

Arbitrage provisions of the Internal Revenue Tax Act of 1986 require the County to rebate excess arbitrage earnings from bond proceeds to the federal government. This amount was estimated to be \$24,298.90 October 31, 2009.

**VI. FEE OFFICE FINANCIAL STATUS:**

These financial statements reflect financial balances as of the date indicated below for the fee offices of the County:

<u>OFFICE</u>	<u>AS OF</u>	<u>OFFICE</u>	<u>AS OF</u>
Tax Assessor/Collector	September 30, 2009	Child Support	September 30, 2009
County Clerk	September 30, 2009	Child Support – Trust	September 30, 2009
Sheriff	September 30, 2009	Justice of Peace 1	September 30, 2009
Constable 1	September 30, 2009	Justice of Peace 2	September 30, 2009
Constable 2	September 30, 2009	Justice of Peace 3	September 30, 2009
Constable 3	September 30, 2009	Justice of Peace 4	September 30, 2009
Constable 4	September 30, 2009	Justice of Peace 5	September 30, 2009
Constable 5	September 30, 2009	Justice of Peace 6	September 30, 2009
Constable 6	September 30, 2009	Justice of Peace 7	September 30, 2009
Constable 7	September 30, 2009	Justice of Peace 8	September 30, 2009

**TARRANT COUNTY, TEXAS  
NOTES TO COMBINED FINANCIAL STATEMENTS  
FOR THE ONE (1) MONTH ENDED 10/31/2009**

V. FEE OFFICE FINANCIAL STATUS (CONT):

<u>OFFICE</u>	<u>AS OF</u>	<u>OFFICE</u>	<u>AS OF</u>
Constable 8	September 30, 2009	Community Supervision	
District Clerk	September 30, 2009	& Corrections	September 30, 2009
District Attorney	September 30, 2009		
Domestic Relations	September 30, 2009		

VII. CONTINGENCIES

The County is self-insured for workers' compensation, automobile bodily injury and property damage, comprehensive general liability and all self-insured retentions for existing policies. At October 31, 2009, \$9,626,627 had been accrued, based on an actuarial assessment, to provide for potential losses resulting from pending or threatened litigation, asserted claims and claims incurred but not reported.

VIII. INVESTMENTS:

All investment securities are purchased on the basis of "Delivery vs. Payment" and are held at JPMorgan Chase Bank – Dallas by the Safekeeping Department in a segregated account in the name of Tarrant County, Texas. "Delivery vs. Payment" means that the County's money is not released until the securities are delivered to the Safekeeping Department.

All securities held and transactions executed during the period conform to the requirements of the Government Code Section 2256, The Public Funds Investment Act, and the Tarrant County Investment Policy, as adopted by the Commissioners Court on December 16, 2008.

<u>DESCRIPTION</u>	<u>PAR</u>	<u>PURCHASE DATE</u>	<u>MATURITY</u>	<u>BOOK VALUE</u>	<u>MARKET VALUE</u>
FHLMC 1.80% call 12/22/09	19,360,000	04/01/09	12/22/10	\$ 19,525,563	\$ 19,525,563
FNMA 1.50-3.0% call 4/1/10	60,500,000	03/13/09	04/01/11	60,917,902	60,917,902
FHLMC 1.75% call 4/20/10	50,000,000	04/20/09	04/20/11	50,328,346	50,328,346
FNMA 2.0% call 7/6/10	60,000,000	07/06/09	10/06/11	60,435,991	60,435,991
FHLB 1.5% call 1/28/10	10,000,000	10/28/09	10/28/11	10,032,930	10,032,930
TOTAL SECURITIES				201,240,732	201,240,732
			Average Rate		
Chase - Certificate of Deposit 05/27/09 - 02/27/10			0.74%	20,002,056	20,002,056
Chase - Certificate of Deposit 06/04/09 - 03/04/10			0.71%	40,022,089	40,022,089
Chase - Certificate of Deposit 04/13/09 - 04/13/10			1.13%	50,029,819	50,029,819
Lone Star Investment Pool			0.17%	10,936,054	10,936,054
MBIA Investment Pool			0.30%	1,345,586	1,345,586
TexStar Investment Pool			0.21%	33,433,502	33,433,502
LOGIC Investment Pool			0.32%	1,264,764	1,264,764
TexPool Investment Pool			0.21%	23,358,812	23,358,812
TOTAL INVESTMENTS				\$ 381,633,414	\$ 381,633,414

Governmental Accounting Standards Board (GASB) Statement 31 requires that the book value of securities reflect the current market value. The book value of the securities listed above has been increased by \$939,658 to reflect the current market value at October 31, 2009.

**TARRANT COUNTY, TEXAS  
CAPITAL PROJECT FUNDS  
FUND DESCRIPTIONS**

**FUND 451 - NON-DEBT CAPITAL FUND**

This fund was established to account for capital acquisitions funded from County auction proceeds, operating transfers from general fund, gas signing bonuses and gas royalties.

**FUND 453 - DISTRICT CLERK'S INFORMATION TECHNOLOGY REQUIREMENTS FUND**

This fund was established to account for future information technology requirements, including significant imaging enhancements, for the District Clerk's Office.

**FUND 432 - 2002 CERTIFICATES OF OBLIGATION FUND**

This fund was established to account for the expenditures of the proceeds of Certificates of Obligation issued to fund capital acquisitions originally approved in the 2002 fiscal year budget.

**FUND 434 - 2004 TAX NOTES FUND**

This fund was established to account for the expenditures of the proceeds of Certificates of Obligation issued to fund capital acquisitions originally approved in the 2004 fiscal year budget.

**FUND 435 - 2005 TAX NOTES FUND**

This fund was established to account for the expenditures of the proceeds of Certificates of Obligation issued to fund capital acquisitions originally approved in the 2005 fiscal year budget.

**FUND 436 - 2006 TAX NOTES FUND**

This fund was established to account for the expenditures of the proceeds of Certificates of Obligation issued to fund capital acquisitions originally approved in the 2006 fiscal year budget.

**FUND 475 – 1998 BOND ELECTION FUND**

This fund was established to account for the expenditure of the proceeds of General Obligation Bonds issued to fund capital acquisitions originally approved by the voters, primarily for the construction of the law center.

**FUND 476 – 2006 BOND ELECTION FUND**

This fund was established to account for the expenditure of the proceeds of General Obligation Bonds issued to fund capital acquisitions originally approved by the voters.

**FUND 477 – 2006 BOND ELECTION-TRANSPORTATION FUND**

This fund was established to account for the expenditure of the proceeds of General Obligation Bonds issued to fund transportation projects originally approved by the voters.



**TARRANT COUNTY, TEXAS**  
**COMBINING BALANCE SHEET**  
**CAPITAL PROJECTS FUNDS**  
**AS OF 10/31/2009**

<u>COMBINED TOTAL</u>		<u>NON-DEBT CAPITAL</u>	<u>DISTRICT CLERK'S INFORMATION TECHNOLOGY REQUIREMENTS</u>	<u>2002 CERTIFICATES OF OBLIGATION</u>	<u>2004 TAX NOTES</u>
<b>ASSETS</b>					
\$276,051,064.12	CASH AND INVESTMENTS	\$41,990,919.23	\$2,985.77	\$0.00	\$88,268.52
5,763.51	OTHER RECEIVABLES	5,763.51	0.00	0.00	0.00
<u>2,099,273.99</u>	ADVANCE TO ENTERPRISE FUND	<u>0.00</u>	<u>0.00</u>	<u>2,099,273.99</u>	<u>0.00</u>
<u>\$278,156,101.62</u>	<b>TOTAL ASSETS</b>	<u>\$41,996,682.74</u>	<u>\$2,985.77</u>	<u>\$2,099,273.99</u>	<u>\$88,268.52</u>
<b>LIABILITIES AND FUND BALANCE</b>					
<b>LIABILITIES:</b>					
\$1,236,391.70	ACCOUNTS PAYABLE	\$909,398.97	\$0.00	\$0.00	\$3,750.00
24,298.90	OTHER LIABILITIES	0.00	0.00	0.00	2,852.43
<u>0.00</u>	DUE TO OTHER FUNDS	<u>0.00</u>	<u>0.00</u>	<u>0.00</u>	<u>0.00</u>
1,260,690.60	<b>TOTAL LIABILITIES</b>	909,398.97	0.00	0.00	6,602.43
<b>FUND BALANCE :</b>					
<u>276,895,411.02</u>	FUND BALANCE	<u>41,087,283.77</u>	<u>2,985.77</u>	<u>2,099,273.99</u>	<u>81,666.09</u>
<u>\$278,156,101.62</u>	<b>TOTAL LIABILITIES AND FUND BALANCE</b>	<u>\$41,996,682.74</u>	<u>\$2,985.77</u>	<u>\$2,099,273.99</u>	<u>\$88,268.52</u>

<u>2005 TAX NOTES</u>	<u>2006 TAX NOTES</u>	<u>1998 BOND ELECTION</u>	<u>2006 BOND ELECTION</u>	<u>2006 BOND ELECTION TRANSPORTATION</u>
\$147,676.60	\$1,060,823.53	\$2,953,898.66	\$146,748,593.69	\$83,057,898.12
0.00	0.00	0.00	0.00	0.00
0.00	0.00	0.00	0.00	0.00
<u>\$147,676.60</u>	<u>\$1,060,823.53</u>	<u>\$2,953,898.66</u>	<u>\$146,748,593.69</u>	<u>\$83,057,898.12</u>
\$0.00	\$5,292.19	\$46,504.25	\$271,446.29	\$0.00
15,648.48	0.00	5,797.99	0.00	0.00
0.00	0.00	0.00	0.00	0.00
15,648.48	5,292.19	52,302.24	271,446.29	0.00
<u>132,028.12</u>	<u>1,055,531.34</u>	<u>2,901,596.42</u>	<u>146,477,147.40</u>	<u>83,057,898.12</u>
<u>\$147,676.60</u>	<u>\$1,060,823.53</u>	<u>\$2,953,898.66</u>	<u>\$146,748,593.69</u>	<u>\$83,057,898.12</u>

**TARRANT COUNTY, TEXAS**  
**COMBINING STATEMENT OF REVENUES AND EXPENDITURES**  
**AND CHANGES IN FUND BALANCE**  
**CAPITAL PROJECTS FUNDS**  
**FOR THE ONE (1) MONTH ENDED 10/31/2009**

<u>COMBINED TOTAL</u>		<u>NON-DEBT CAPITAL</u>	<u>DISTRICT CLERK'S INFORMATION TECHNOLOGY REQUIREMENTS</u>	<u>2002 CERTIFICATES OF OBLIGATION</u>	<u>2004 TAX NOTES</u>
<b>REVENUES:</b>					
\$97,488.20	INTERGOVERNMENTAL	\$97,488.20	\$0.00	\$0.00	\$0.00
213,240.27	INVESTMENT INCOME	32,399.13	0.56	0.00	0.00
<u>19,986.97</u>	MISCELLANEOUS	<u>19,986.97</u>	<u>0.00</u>	<u>0.00</u>	<u>0.00</u>
330,715.44	TOTAL REVENUES	149,874.30	0.56	0.00	0.00
<b>EXPENDITURES:</b>					
<u>429,514.31</u>	CAPITAL/CONSTRUCTION	<u>411,403.89</u>	<u>0.00</u>	<u>0.00</u>	<u>3,750.00</u>
<u>429,514.31</u>	TOTAL EXPENDITURES	<u>411,403.89</u>	<u>0.00</u>	<u>0.00</u>	<u>3,750.00</u>
(98,798.87)	EXCESS (DEFICIT) OF REVENUES OVER EXPENDITURES	(261,529.59)	0.56	0.00	(3,750.00)
<b>OTHER FINANCING SOURCES (USES):</b>					
898,645.63	OPERATING TRANSFERS IN	898,645.63	0.00	0.00	0.00
<u>0.00</u>	OPERATING TRANSFERS OUT	<u>0.00</u>	<u>0.00</u>	<u>0.00</u>	<u>0.00</u>
799,846.76	EXCESS (DEFICIT ) OF REVENUES AND OPERATING TRANSFERS OVER EXPENDITURES	637,116.04	0.56	0.00	(3,750.00)
<b>FUND BALANCE (DEFICIT):</b>					
<u>276,095,564.26</u>	BEGINNING OF PERIOD	<u>40,450,167.73</u>	<u>2,985.21</u>	<u>2,099,273.99</u>	<u>85,416.09</u>
<u>\$276,895,411.02</u>	END OF PERIOD	<u>\$41,087,283.77</u>	<u>\$2,985.77</u>	<u>\$2,099,273.99</u>	<u>\$81,666.09</u>

<u>2005 TAX NOTES</u>	<u>2006 TAX NOTES</u>	<u>1998 BOND ELECTION</u>	<u>2006 BOND ELECTION</u>	<u>2006 BOND ELECTION TRANSPORTATION</u>
\$0.00	\$0.00	\$0.00	\$0.00	\$0.00
113.65	816.53	2,288.99	113,087.30	64,534.11
0.00	0.00	0.00	0.00	0.00
113.65	816.53	2,288.99	113,087.30	64,534.11
0.00	0.00	0.00	14,360.42	0.00
0.00	0.00	0.00	14,360.42	0.00
113.65	816.53	2,288.99	98,726.88	64,534.11
0.00	0.00	0.00	0.00	0.00
0.00	0.00	0.00	0.00	0.00
113.65	816.53	2,288.99	98,726.88	64,534.11
131,914.47	1,054,714.81	2,899,307.43	146,378,420.52	82,993,364.01
<u>\$132,028.12</u>	<u>\$1,055,531.34</u>	<u>\$2,901,596.42</u>	<u>\$146,477,147.40</u>	<u>\$83,057,898.12</u>



**TARRANT COUNTY, TEXAS  
OTHER GOVERNMENTAL FUNDS  
FUND DESCRIPTION**

**FUND 241 - LAW LIBRARY FUND**

This fund was established, pursuant to State statutes, to account for the collection and expenditure of monies collected in civil cases supporting the Tarrant County Law Library.

**FUND 251 - VEHICLE INVENTORY TAX FUND**

This fund was established, pursuant to State statutes, to account for any interest earnings generated from the vehicle inventory tax, which the collector shall retain to defray the cost of collecting this tax. The Tax Assessor has discretion over the use of this fund.

**RECORDS PRESERVATION FUNDS**

These funds were established, pursuant to State statutes, to account for the collection and expenditure of monies collected for the preservation and automation of County records. These funds are further described on page 27.

**FUND 242 - EDUCATION FUND**

This fund was established, pursuant to State statutes, to account for the collection and expenditure of monies collected to provide for the continuing education of those officials and employees associated with the probate courts and certain law enforcement offices.

**FUND T04 - PUBLIC HEALTH CONTRACT**

The Tarrant County Hospital District provides funding for the operation of the Tarrant County Health Department in an effort to aggregate the cost of health service to Tarrant County residents. This funding arrangement began in 1999. These costs were previously paid from the County's General fund.

**FUND 223 - CONSUMER HEALTH FUND**

This fund was established, pursuant to State statutes, to account for the collection of food permit fees and expenditures incurred in connection with issuing permits and conducting inspections.

**COURT DESIGNATED FUNDS**

These funds were established to account for the collection and expenditures of court ordered fees, pursuant to State statutes. These funds are further described on page 33.

**FUNDS (D62-D87) - DISTRICT ATTORNEY CONTRACTS**

These funds are used to account for monies collected by the District Attorney which are used in the investigation of criminal activities. These monies consist primarily of fees for bad checks and forfeited monies resulting from narcotics related convictions.

**FUNDS (S43-S97) – SHERIFF CONTRACTS**

These funds are used to account for monies collected by activities in the Sheriff Department. These activities include fees from operation of the jail commissary which are used for the benefit of the jail inmates. Some of these funds are the custody of the Sheriff. Monies are also collected from forfeitures resulting from narcotics related activities.

**FUNDS (T05-T99) – MISCELLANEOUS CONTRACTS**

These funds are used to account for monies received by Tarrant County as contributions for specified purposes.

**TARRANT COUNTY, TEXAS  
COMBINING BALANCE SHEET  
OTHER GOVERNMENTAL FUNDS  
AS OF 10/31/2009**

<u>COMBINED TOTAL</u>		<u>LAW LIBRARY</u>	<u>VEHICLE INVENTORY TAX</u>	<u>RECORDS PRESERVATION FUNDS</u>	<u>EDUCATION</u>
<b>ASSETS</b>					
\$22,133,052.24	CASH AND INVESTMENTS	\$613,118.56	\$546,336.74	\$9,595,556.34	\$102,372.95
262,269.97	OTHER RECEIVABLES	5,240.00	0.00	2,958.29	0.00
44,458.34	PREPAID EXPENSES AND INVENTORY	422.50	0.00	5,774.49	0.00
<u>\$22,439,780.55</u>	TOTAL ASSETS	<u>\$618,781.06</u>	<u>\$546,336.74</u>	<u>\$9,604,289.12</u>	<u>\$102,372.95</u>
<b>LIABILITIES AND FUND BALANCE</b>					
<b>LIABILITIES:</b>					
\$370,778.87	ACCOUNTS PAYABLE	\$38,746.93	\$0.00	\$44,298.36	\$939.55
3,446,373.53	OTHER LIABILITIES	10,960.33	1,562.14	80,160.56	0.00
150,946.25	DUE TO OTHER FUNDS	0.00	0.00	0.00	0.00
307,500.00	DEFERRED REVENUE	0.00	0.00	0.00	0.00
4,275,598.65	TOTAL LIABILITIES	49,707.26	1,562.14	124,458.92	939.55
<b>FUND BALANCE :</b>					
18,164,181.90	FUND BALANCES	569,073.80	544,774.60	9,479,830.20	101,433.40
<u>\$22,439,780.55</u>	TOTAL LIABILITIES AND FUND BALANCE	<u>\$618,781.06</u>	<u>\$546,336.74</u>	<u>\$9,604,289.12</u>	<u>\$102,372.95</u>


<u>PUBLIC HEALTH CONTRACT</u>	<u>CONSUMER HEALTH</u>	<u>COURT DESIGNATED FUNDS</u>	<u>DISTRICT ATTORNEY CONTRACTS</u>	<u>SHERIFF CONTRACTS</u>	<u>MISCELLANEOUS CONTRACTS</u>
\$2,170,276.83	\$494,248.42	\$1,310,770.75	\$2,965,961.66	\$598,584.76	\$3,735,825.23
0.00	0.00	3,577.85	0.00	0.00	250,493.83
16,152.07	0.00	0.00	11,818.00	10,291.28	0.00
<u>\$2,186,428.90</u>	<u>\$494,248.42</u>	<u>\$1,314,348.60</u>	<u>\$2,977,779.66</u>	<u>\$608,876.04</u>	<u>\$3,986,319.06</u>
\$56,709.48	\$0.00	\$15,653.03	\$46,434.02	\$6,582.03	\$161,415.47
251,512.08	20,965.10	6,322.96	2,999,826.64	18,123.08	56,940.64
0.00	0.00	0.00	0.00	0.00	150,946.25
0.00	0.00	0.00	0.00	0.00	307,500.00
308,221.56	20,965.10	21,975.99	3,046,260.66	24,705.11	676,802.36
1,878,207.34	473,283.32	1,292,372.61	(68,481.00)	584,170.93	3,309,516.70
<u>\$2,186,428.90</u>	<u>\$494,248.42</u>	<u>\$1,314,348.60</u>	<u>\$2,977,779.66</u>	<u>\$608,876.04</u>	<u>\$3,986,319.06</u>



**TARRANT COUNTY, TEXAS**  
**COMBINING STATEMENT OF REVENUES AND EXPENDITURES**  
**AND CHANGES IN FUND BALANCE**  
**OTHER GOVERNMENTAL FUNDS**  
**FOR THE ONE (1) MONTH ENDED 10/31/2009**

COMBINED TOTAL		LAW LIBRARY	VEHICLE INVENTORY TAX	RECORDS PRESERVATION FUNDS	EDUCATION
<b>REVENUES:</b>					
\$0.00	TAXES, LICENSES AND PERMITS	\$0.00	\$0.00	\$0.00	\$0.00
771,343.28	FEEES OF OFFICE	101,941.00	0.00	350,635.04	1,180.00
49,143.00	INTERGOVERNMENTAL	0.00	0.00	0.00	0.00
14,661.01	INVESTMENT INCOME	468.68	426.19	7,383.50	0.00
169,817.74	MISCELLANEOUS	2,597.39	0.16	12.99	0.00
<u>1,004,965.03</u>	<b>TOTAL REVENUES</b>	<u>105,007.07</u>	<u>426.35</u>	<u>358,031.53</u>	<u>1,180.00</u>
<b>EXPENDITURES:</b>					
CURRENT:					
421,395.77	GENERAL GOVERNMENT	0.00	4,343.03	241,172.08	0.00
77,908.94	PUBLIC SAFETY	0.00	0.00	0.00	5,163.25
357,434.98	JUDICIAL	4,607.77	0.00	18,715.04	5,312.70
844,693.56	COMMUNITY SERVICES	45,506.69	0.00	0.00	0.00
8,280.67	CAPITAL/CONSTRUCTION	0.00	0.00	6,431.91	0.00
<u>1,709,713.92</u>	<b>TOTAL EXPENDITURES</b>	<u>50,114.46</u>	<u>4,343.03</u>	<u>266,319.03</u>	<u>10,475.95</u>
(704,748.89)	EXCESS (DEFICIT) OF REVENUES OVER EXPENDITURES	54,892.61	(3,916.68)	91,712.50	(9,295.95)
<b>OTHER FINANCING SOURCES (USES):</b>					
(8,732.89)	OPERATING TRANSFERS IN	0.00	0.00	0.00	0.00
<u>(48,611.37)</u>	OPERATING TRANSFERS OUT	<u>0.00</u>	<u>0.00</u>	<u>0.00</u>	<u>0.00</u>
(762,093.15)	EXCESS (DEFICIT ) OF REVENUES AND OPERATING TRANSFERS OVER EXPENDITURES	54,892.61	(3,916.68)	91,712.50	(9,295.95)
<b>FUND BALANCES:</b>					
<u>18,926,275.05</u>	BEGINNING OF PERIOD	<u>514,181.19</u>	<u>548,691.28</u>	<u>9,388,117.70</u>	<u>110,729.35</u>
<u>\$18,164,181.90</u>	END OF PERIOD	<u>\$569,073.80</u>	<u>\$544,774.60</u>	<u>\$9,479,830.20</u>	<u>\$101,433.40</u>

<u>PUBLIC HEALTH CONTRACT</u>	<u>CONSUMER HEALTH</u>	<u>COURT DESIGNATED FUNDS</u>	<u>DISTRICT ATTORNEY CONTRACTS</u>	<u>SHERIFF CONTRACTS</u>	<u>MISCELLANEOUS CONTRACTS</u>
\$0.00	\$0.00	\$0.00	\$0.00	\$0.00	\$0.00
117,902.00	55,505.33	124,390.02	8,732.89	0.00	11,057.00
0.00	0.00	0.00	0.00	0.00	49,143.00
1,887.86	378.68	990.76	69.55	438.23	2,617.56
0.22	0.00	0.00	46,882.05	89,974.75	30,350.18
<u>119,790.08</u>	<u>55,884.01</u>	<u>125,380.78</u>	<u>55,684.49</u>	<u>90,412.98</u>	<u>93,167.74</u>
5,316.49	0.00	8,196.00	0.00	0.00	162,368.17
0.00	0.00	0.00	0.00	65,543.70	7,201.99
0.00	0.00	23,078.89	159,337.80	0.00	146,382.78
715,676.71	55,319.56	0.00	0.00	0.00	28,190.60
0.00	0.00	0.00	0.00	1,061.58	787.18
<u>720,993.20</u>	<u>55,319.56</u>	<u>31,274.89</u>	<u>159,337.80</u>	<u>66,605.28</u>	<u>344,930.72</u>
(601,203.12)	564.45	94,105.89	(103,653.31)	23,807.70	(251,762.98)
0.00	0.00	0.00	(8,732.89)	0.00	0.00
0.00	0.00	(48,611.37)	0.00	0.00	0.00
(601,203.12)	564.45	45,494.52	(112,386.20)	23,807.70	(251,762.98)
<u>2,479,410.46</u>	<u>472,718.87</u>	<u>1,246,878.09</u>	<u>43,905.20</u>	<u>560,363.23</u>	<u>3,561,279.68</u>
<u>\$1,878,207.34</u>	<u>\$473,283.32</u>	<u>\$1,292,372.61</u>	<u>(\$68,481.00)</u>	<u>\$584,170.93</u>	<u>\$3,309,516.70</u>



**TARRANT COUNTY, TEXAS  
RECORDS PRESERVATION FUNDS  
FUND DESCRIPTION**

**FUND 211 - RECORDS PRESERVATION & AUTOMATION FUND - FILINGS**

This fund was established, pursuant to State statutes, to account for the collection and expenditure of monies collected from filing fees to allow for the preservation and automation of County records. The County Clerk has discretion over the use of this fund.

**FUND 212 - RECORDS PRESERVATION & AUTOMATION FUND - CONVICTIONS**

This fund was established, pursuant to State statutes, to account for the collection and expenditure of monies collected in court for the preservation and automation of County records.

**FUND 213 - RECORDS PRESERVATION & RESTORATION FUND**

This fund was established, pursuant to State statutes, to account for the collection and expenditure of monies collected from filing fees for the preservation and restoration of County records.

**FUND 214 - COURT RECORD PRESERVATION FUND**

This fund was established, pursuant to State statutes, to account for the collection and expenditure of monies collected from filing fees for the preservation and restoration of County records.

**FUND 215 – DISTRICT COURT RECORDS TECHNOLOGY (ARCHIVE) FUND**

This fund was established, pursuant to State statutes, to account for the collection and expenditure of monies collected from filing fees for the preservation and restoration of district court records archives.

**TARRANT COUNTY, TEXAS  
COMBINING BALANCE SHEET  
RECORD PRESERVATION FUNDS  
AS OF 10/31/2009**

<u>COMBINED TOTAL</u>		<u>RECORDS PRESERVATION &amp; AUTOMATION -FILINGS</u>	<u>RECORDS PRESERVATION &amp; AUTOMATION -CONVICTIONS</u>	<u>RECORDS PRESERVATION &amp; RESTORATION</u>
<b>ASSETS</b>				
\$9,595,556.34	CASH AND INVESTMENTS	\$3,521,393.48	\$353,442.66	\$5,711,851.79
2,958.29	OTHER RECEIVABLES	0.00	2,183.29	0.00
<u>5,774.49</u>	PREPAID EXPENSES AND INVENTORY	<u>0.00</u>	<u>0.00</u>	<u>5,774.49</u>
<u>\$9,604,289.12</u>	<b>TOTAL ASSETS</b>	<u>\$3,521,393.48</u>	<u>\$355,625.95</u>	<u>\$5,717,626.28</u>
<b>LIABILITIES AND FUND BALANCE</b>				
<b>LIABILITIES:</b>				
\$44,298.36	ACCOUNTS PAYABLE	\$36,959.36	\$7,339.00	\$0.00
<u>80,160.56</u>	OTHER LIABILITIES	<u>33,763.55</u>	<u>17,346.78</u>	<u>29,050.23</u>
124,458.92	<b>TOTAL LIABILITIES</b>	70,722.91	24,685.78	29,050.23
<b>FUND BALANCE :</b>				
<u>9,479,830.20</u>	FUND BALANCES	<u>3,450,670.57</u>	<u>330,940.17</u>	<u>5,688,576.05</u>
<u>\$9,604,289.12</u>	<b>TOTAL LIABILITIES AND FUND BALANCE</b>	<u>\$3,521,393.48</u>	<u>\$355,625.95</u>	<u>\$5,717,626.28</u>

<u>COURT RECORD PRESERVATION</u>	<u>DISTRICT COURT RECORDS TECHNOLOGY (ARCHIVE)</u>
\$0.00	\$8,868.41
0.00	775.00
<u>0.00</u>	<u>0.00</u>
<u>\$0.00</u>	<u>\$9,643.41</u>

\$0.00	\$0.00
<u>0.00</u>	<u>0.00</u>
0.00	0.00
<u>0.00</u>	<u>9,643.41</u>
<u>\$0.00</u>	<u>\$9,643.41</u>

**TARRANT COUNTY, TEXAS**  
**COMBINING STATEMENT OF REVENUES AND EXPENDITURES**  
**AND CHANGES IN FUND BALANCE**  
**RECORDS PRESERVATION FUNDS**  
**FOR THE ONE (1) MONTH ENDED 10/31/2009**

<u>COMBINED TOTAL</u>		<u>RECORDS PRESERVATION &amp; AUTOMATION -FILINGS</u>	<u>RECORDS PRESERVATION &amp; AUTOMATION -CONVICTIONS</u>	<u>RECORDS PRESERVATION RESTORATION</u>
	<b>REVENUES:</b>			
\$350,635.04	FEES OF OFFICE	\$148,361.68	\$53,941.36	\$138,692.00
7,383.50	INVESTMENT INCOME	2,722.52	290.61	4,366.96
12.99	MISCELLANEOUS	12.99	0.00	0.00
<u>358,031.53</u>	TOTAL REVENUES	<u>151,097.19</u>	<u>54,231.97</u>	<u>143,058.96</u>
	<b>EXPENDITURES:</b>			
	CURRENT:			
241,172.08	GENERAL GOVERNMENT	125,781.20	32,346.17	83,044.71
18,715.04	JUDICIAL	5,474.37	13,240.67	0.00
6,431.91	CAPITAL/CONSTRUCTION	6,369.19	62.72	0.00
<u>266,319.03</u>	TOTAL EXPENDITURES	<u>137,624.76</u>	<u>45,649.56</u>	<u>83,044.71</u>
91,712.50	EXCESS (DEFICIT) OF REVENUES OVER EXPENDITURES	13,472.43	8,582.41	60,014.25
	<b>FUND BALANCES:</b>			
<u>9,388,117.70</u>	BEGINNING OF PERIOD	<u>3,437,198.14</u>	<u>322,357.76</u>	<u>5,628,561.80</u>
<u>\$9,479,830.20</u>	END OF PERIOD	<u>\$3,450,670.57</u>	<u>\$330,940.17</u>	<u>\$5,688,576.05</u>

<u>COURT RECORD PRESERVATION</u>	<u>DISTRICT COURT RECORDS TECHNOLOGY (ARCHIVE)</u>
\$0.00	\$9,640.00
0.00	3.41
0.00	0.00
<hr/> 0.00	<hr/> 9,643.41
0.00	0.00
0.00	0.00
0.00	0.00
<hr/> 0.00	<hr/> 0.00
0.00	9,643.41
0.00	0.00
<hr/> 0.00	<hr/> 0.00
<u>\$0.00</u>	<u>\$9,643.41</u>





**TARRANT COUNTY, TEXAS  
COURT DESIGNATED FUNDS  
FUND DESCRIPTION**

FUND 221 - COURTHOUSE SECURITY FUND

This fund was established, pursuant to State statutes, to account for the collection of Courthouse security fees assessed in court cases. Revenue is subsequently transferred to the general fund where expenditures for Courthouse security are recorded.

FUND 224 – JUVENILE DELINQUENCY PREVENTION FUND

This fund was established, pursuant to State statutes, to account for the collection of a fee related to graffiti court cases. The revenues in this fund are to be used to repair damages, provide educational and intervention programs, and provide rewards to the public for aiding in the apprehension and prosecution of offenders who commit graffiti offenses.

FUND 225 - ALTERNATIVE DISPUTE RESOLUTION SYSTEM (ADRS)

This fund was established, pursuant to State statutes, to account for an alternative dispute resolution system for the peaceable and expeditious resolution of citizen disputes.

FUND 226 – PROBATE CONTRIBUTIONS FUND

This fund was established, pursuant to State statutes, to account for the collection of a fee under Section 51.704. The revenues in this fund are to be used for court-related purposes for the support of the statutory probate courts.

FUND 243 - APPELLATE JUDICIAL SYSTEM FUND

This fund was established, pursuant to State statutes, to account for the collection and expenditure of monies collected in civil cases to provide for a portion of the operational costs of the Court of Appeals.

FUND 227 – JUSTICE COURT TECHNOLOGY FUND

This fund was established, pursuant to State statutes, to account for the collection and expenditure of monies to provide for technology in the justice of the peace courts.

FUND 228 – JUSTICE COURT BUILDING SECURITY FUND

This fund was established, pursuant to State statutes, to account for the collection and expenditure of monies to provide for security in the justice court buildings.

FUND 229 – CHILD ABUSE PREVENTION FUND

This fund was established, pursuant to State statutes, to account for the collection and expenditure of monies to provide for child abuse prevention programs.

FUND 230 – FAMILY PROTECTION FUND

This fund was established, pursuant to State statutes, to account for the collection and expenditure of monies to provide for family protection services.

FUND 231 – GUARDIANSHIP FUND

This fund was established, pursuant to State statutes, to account for the collection and expenditure of monies to provide compensation of a guardian ad litem, an attorney ad litem, and/or fund local guardianship programs for indigent incapacitated persons.

FUND 232 – DRUG AND ALCOHOL COURT FUND

This fund was established, pursuant to State statutes, to account for the collection and expenditure of monies to provide for drug and alcohol court program.

FUND 233 – COUNTY AND DISTRICT COURT TECHNOLOGY FUND

This fund was established, pursuant to State statutes, to account for the collection and expenditure of monies to provide for county and district court technology.

**TARRANT COUNTY, TEXAS  
COMBINING BALANCE SHEET  
COURT DESIGNATED FUNDS  
AS OF 10/31/2009**


<u>COMBINED TOTAL</u>		<u>COURTHOUSE SECURITY</u>	<u>JUVENILE DELINQUENCY PREVENTION</u>	<u>ADRS</u>	<u>PROBATE CONTRIBUTION FUND</u>	<u>APPELLATE JUDICIAL SYSTEM</u>
<b>ASSETS</b>						
\$1,310,770.75	CASH AND INVESTMENTS	\$0.00	\$1,023.92	\$395,091.13	\$118,918.10	\$222,341.38
<u>3,577.85</u>	OTHER RECEIVABLES	<u>0.00</u>	<u>0.00</u>	<u>1,796.00</u>	<u>0.00</u>	<u>750.00</u>
<u><u>\$1,314,348.60</u></u>	TOTAL ASSETS	<u><u>\$0.00</u></u>	<u><u>\$1,023.92</u></u>	<u><u>\$396,887.13</u></u>	<u><u>\$118,918.10</u></u>	<u><u>\$223,091.38</u></u>
<b>LIABILITIES AND FUND BALANCE</b>						
<b>LIABILITIES:</b>						
\$15,653.03	ACCOUNTS PAYABLE	\$0.00	\$0.00	\$0.00	\$0.00	\$15,653.03
<u>6,322.96</u>	OTHER LIABILITIES	<u>0.00</u>	<u>0.00</u>	<u>0.00</u>	<u>3,557.41</u>	<u>2,271.28</u>
21,975.99	TOTAL LIABILITIES	0.00	0.00	0.00	3,557.41	17,924.31
<b>FUND BALANCE :</b>						
<u>1,292,372.61</u>	FUND BALANCES	<u>0.00</u>	<u>1,023.92</u>	<u>396,887.13</u>	<u>115,360.69</u>	<u>205,167.07</u>
<u><u>\$1,314,348.60</u></u>	TOTAL LIABILITIES AND FUND BALANCE	<u><u>\$0.00</u></u>	<u><u>\$1,023.92</u></u>	<u><u>\$396,887.13</u></u>	<u><u>\$118,918.10</u></u>	<u><u>\$223,091.38</u></u>

JUSTICE COURT TECHNOLOGY FUND	JUSTICE COURT BLDG SECURITY FUND	CHILD ABUSE PREVENTION FUND	FAMILY PROTECTION FUND	GUARDIANSHIP FUND	DRUG & ALCOHOL COURT	COUNTY AND DISTRICT COURT TECHNOLOGY FUND
\$130,483.22	\$0.00	\$6,655.32	\$291,343.63	\$63,475.91	\$81,438.14	\$0.00
0.00	0.00	100.00	810.00	0.00	121.85	0.00
<u>\$130,483.22</u>	<u>\$0.00</u>	<u>\$6,755.32</u>	<u>\$292,153.63</u>	<u>\$63,475.91</u>	<u>\$81,559.99</u>	<u>\$0.00</u>
\$0.00	\$0.00	\$0.00	\$0.00	\$0.00	\$0.00	\$0.00
0.00	0.00	0.00	0.00	0.00	494.27	0.00
0.00	0.00	0.00	0.00	0.00	494.27	0.00
130,483.22	0.00	6,755.32	292,153.63	63,475.91	81,065.72	0.00
<u>\$130,483.22</u>	<u>\$0.00</u>	<u>\$6,755.32</u>	<u>\$292,153.63</u>	<u>\$63,475.91</u>	<u>\$81,559.99</u>	<u>\$0.00</u>

**TARRANT COUNTY, TEXAS**  
**COMBINING STATEMENT OF REVENUES AND EXPENDITURES**  
**AND CHANGES IN FUND BALANCE**  
**COURT DESIGNATED FUNDS**  
**FOR THE ONE (1) MONTH ENDED 10/31/2009**

<u>COMBINED TOTAL</u>		<u>COURTHOUSE SECURITY</u>	<u>JUVENILE DELINQUENCY PREVENTION</u>	<u>ADRS</u>	<u>PROBATE CONTRIBUTION FUND</u>	<u>APPELLATE JUDICIAL SYSTEM</u>
<b>REVENUES:</b>						
\$124,390.02	FEES OF OFFICE	\$48,240.57	\$0.59	\$34,780.00	\$0.00	\$13,975.00
0.00	INTERGOVERNMENTAL	0.00	0.00	0.00	0.00	0.00
990.76	INVESTMENT INCOME	0.00	0.79	293.41	95.33	170.22
125,380.78	TOTAL REVENUES	48,240.57	1.38	35,073.41	95.33	14,145.22
<b>EXPENDITURES:</b>						
CURRENT:						
8,196.00	GENERAL GOVERNMENT	0.00	0.00	8,196.00	0.00	0.00
23,078.89	JUDICIAL	0.00	0.00	0.00	9,326.88	12,664.61
31,274.89	TOTAL EXPENDITURES	0.00	0.00	8,196.00	9,326.88	12,664.61
94,105.89	EXCESS (DEFICIT) OF REVENUES OVER EXPENDITURES	48,240.57	1.38	26,877.41	(9,231.55)	1,480.61
<b>OTHER FINANCING SOURCES (USES):</b>						
(48,611.37)	OPERATING TRANSFERS OUT	(48,240.57)	0.00	0.00	0.00	0.00
45,494.52	EXCESS (DEFICIT ) OF REVENUES AND OPERATING TRANSFERS OVER EXPENDITURES	0.00	1.38	26,877.41	(9,231.55)	1,480.61
<b>FUND BALANCES:</b>						
1,246,878.09	BEGINNING OF PERIOD	0.00	1,022.54	370,009.72	124,592.24	203,686.46
<u>\$1,292,372.61</u>	END OF PERIOD	<u>\$0.00</u>	<u>\$1,023.92</u>	<u>\$396,887.13</u>	<u>\$115,360.69</u>	<u>\$205,167.07</u>

<u>JUSTICE COURT TECHNOLOGY FUND</u>	<u>JUSTICE COURT BUILDING SECURITY</u>	<u>CHILD ABUSE PREVENTION FUND</u>	<u>FAMILY PROTECTION FUND</u>	<u>GUARDIANSHIP FUND</u>	<u>DRUG &amp; ALCOHOL COURT</u>	<u>COUNTY AND DISTRICT COURT TECHNOLOGY FUND</u>
\$1,487.76	\$370.80	\$297.49	\$10,650.00	\$4,940.00	\$9,647.81	\$0.00
0.00	0.00	0.00	0.00	0.00	0.00	0.00
99.84	0.00	5.05	220.04	46.76	59.32	0.00
1,587.60	370.80	302.54	10,870.04	4,986.76	9,707.13	0.00
0.00	0.00	0.00	0.00	0.00	0.00	0.00
0.00	0.00	0.00	0.00	0.00	1,087.40	0.00
0.00	0.00	0.00	0.00	0.00	1,087.40	0.00
1,587.60	370.80	302.54	10,870.04	4,986.76	8,619.73	0.00
0.00	(370.80)	0.00	0.00	0.00	0.00	0.00
1,587.60	0.00	302.54	10,870.04	4,986.76	8,619.73	0.00
128,895.62	0.00	6,452.78	281,283.59	58,489.15	72,445.99	0.00
<u>\$130,483.22</u>	<u>\$0.00</u>	<u>\$6,755.32</u>	<u>\$292,153.63</u>	<u>\$63,475.91</u>	<u>\$81,065.72</u>	<u>\$0.00</u>



**TARRANT COUNTY, TEXAS  
ENTERPRISE FUNDS  
FUND DESCRIPTIONS**

**FUND 511 – RESOURCE CONNECTION**

This fund was established to account for activities of the Resource Connection.

**FUND 512 – OIL & GAS ROYALTY FUND**

This fund was established to account for proceeds from the lease of County mineral rights on the Resource Connection campus.



**TARRANT COUNTY, TEXAS**  
**COMBINING BALANCE SHEET**  
**ENTERPRISE FUNDS**  
**AS OF 10/31/2009**

<u>COMBINED TOTAL</u>		<u>RESOURCE CONNECTION</u>	<u>OIL &amp; GAS ROYALTY</u>
<b>ASSETS</b>			
\$2,335,159.92	CASH AND INVESTMENTS	\$643,062.57	\$1,692,097.35
202,944.78	OTHER RECEIVABLES	202,944.78	0.00
3,314.41	PREPAID EXPENSES & INVENTORIES	3,314.41	0.00
<u>5,531,227.42</u>	FIXED ASSETS, NET	<u>4,899,954.24</u>	<u>631,273.18</u>
<u>\$8,072,646.53</u>	TOTAL ASSETS	<u>\$5,749,276.00</u>	<u>\$2,323,370.53</u>
<b>LIABILITIES AND NET ASSETS</b>			
<b>LIABILITIES:</b>			
\$127,950.85	ACCOUNTS PAYABLE	\$95,302.44	\$32,648.41
35,834.59	OTHER LIABILITIES	35,834.59	0.00
2,099,273.99	ADVANCE FROM CAPITAL PROJECT FUND	2,099,273.99	0.00
<u>168,108.68</u>	COMPENSATED ABSENCES	<u>168,108.68</u>	<u>0.00</u>
2,431,168.11	TOTAL LIABILITIES	2,398,519.70	32,648.41
<b>NET ASSETS:</b>			
<u>5,641,478.42</u>	NET ASSETS	<u>3,350,756.30</u>	<u>2,290,722.12</u>
<u>5,641,478.42</u>	TOTAL NET ASSETS	<u>3,350,756.30</u>	<u>2,290,722.12</u>
<u>\$8,072,646.53</u>	TOTAL LIABILITIES AND NET ASSETS	<u>\$5,749,276.00</u>	<u>\$2,323,370.53</u>

**TARRANT COUNTY, TEXAS**  
**COMBINING STATEMENT OF REVENUES, EXPENSES**  
**AND CHANGES IN FUND NET ASSETS**  
**ENTERPRISE FUNDS**  
**FOR THE ONE (1) MONTH ENDED 10/31/2009**

COMBINED TOTAL		RESOURCE CONNECTION	OIL & GAS ROYALTY
	<b>OPERATING REVENUES:</b>		
\$234,685.79	BUILDING RENTALS	\$234,685.79	\$0.00
33,253.18	OTHER REVENUES	7,104.17	26,149.01
267,938.97	TOTAL OPERATING REVENUES	241,789.96	26,149.01
	<b>OPERATING EXPENSES:</b>		
94,113.26	PERSONNEL	94,113.26	0.00
48,013.10	BUILDING AND EQUIPMENT	43,608.09	4,405.01
28,803.52	DEPRECIATION AND AMORTIZATION	25,126.07	3,677.45
0.00	INSURANCE PREMIUMS	0.00	0.00
1,557.74	OTHER	1,557.74	0.00
172,487.62	TOTAL OPERATING EXPENSES	164,405.16	8,082.46
95,451.35	OPERATING INCOME (LOSS)	77,384.80	18,066.55
	<b>NON-OPERATING REVENUE (EXPENSE):</b>		
1,783.91	INTEREST INCOME	491.77	1,292.14
97,235.26	NET INCOME (LOSS) BEFORE TRANSFERS	77,876.57	19,358.69
	<b>OPERATING TRANSFERS:</b>		
0.00	OPERATING TRANSFERS IN	0.00	0.00
0.00	OPERATING TRANSFERS OUT	0.00	0.00
97,235.26	NET INCOME (LOSS)	77,876.57	19,358.69
	<b>NET ASSETS:</b>		
5,544,243.16	BEGINNING OF PERIOD	3,272,879.73	2,271,363.43
\$5,641,478.42	END OF PERIOD	\$3,350,756.30	\$2,290,722.12



**TARRANT COUNTY, TEXAS  
INTERNAL SERVICE FUNDS  
FUND DESCRIPTIONS**

**FUND 615 - SELF INSURANCE FUND**

This fund was established to account for expenditures of bond proceeds received in fiscal year 1998 for the county self insured general liability claims.

**FUND 616 - SELF INSURANCE RESERVE FUND**

This fund was established to accumulate a reserve for self insured general liability claims. It is not anticipated that these monies will be expended until the Self Insurance Fund (615) has been exhausted.

**FUND 619 - WORKERS COMPENSATION**

This fund was established to account for workers compensation claims. Prior to the establishment of fund 615, this fund was used for general liability and automobile/property damage claims.

**FUND 621 - COUNTY CLERK PROFESSIONAL LIABILITY FUND**

This fund was established to account for the County Clerk's errors and omissions self insurance.

**FUND 622 - DISTRICT CLERK PROFESSIONAL LIABILITY FUND**

This fund was established to account for the District Clerk's errors and omissions self insurance.

**FUND 651 - EMPLOYEE BENEFITS FUND**

This fund was established to account for Tarrant County employee benefits.

**TARRANT COUNTY, TEXAS  
COMBINING BALANCE SHEET  
INTERNAL SERVICE FUNDS  
AS OF 10/31/2009**

<u>COMBINED TOTAL</u>		<u>SELF INSURANCE</u>	<u>SELF INSURANCE RESERVE</u>	<u>WORKERS COMPENSATION</u>
<b>ASSETS</b>				
\$21,448,684.50	CASH AND INVESTMENTS	\$659,466.17	\$3,057,132.44	\$5,113,174.56
<u>307,390.82</u>	OTHER RECEIVABLES	<u>96.00</u>	<u>0.00</u>	<u>0.00</u>
<u>\$21,756,075.32</u>	TOTAL ASSETS	<u>\$659,562.17</u>	<u>\$3,057,132.44</u>	<u>\$5,113,174.56</u>
<b>LIABILITIES AND NET ASSETS</b>				
<b>LIABILITIES:</b>				
\$560,289.67	ACCOUNTS PAYABLE	\$18,101.85	\$0.00	\$12,738.60
<u>10,859,343.05</u>	OTHER LIABILITIES	<u>975,891.00</u>	<u>0.00</u>	<u>8,650,735.80</u>
11,419,632.72	TOTAL LIABILITIES	993,992.85	0.00	8,663,474.40
<b>NET ASSETS:</b>				
<u>10,336,442.60</u>	NET ASSETS	<u>(334,430.68)</u>	<u>3,057,132.44</u>	<u>(3,550,299.84)</u>
<u>10,336,442.60</u>	TOTAL NET ASSETS	<u>(334,430.68)</u>	<u>3,057,132.44</u>	<u>(3,550,299.84)</u>
<u>\$21,756,075.32</u>	TOTAL LIABILITIES AND NET ASSETS	<u>\$659,562.17</u>	<u>\$3,057,132.44</u>	<u>\$5,113,174.56</u>


<u>COUNTY CLERK PROFESSIONAL LIABILITY</u>	<u>DISTRICT CLERK PROFESSIONAL LIABILITY</u>	<u>EMPLOYEE BENEFITS</u>
\$666,585.66	\$738,024.06	\$11,214,301.61
<u>0.00</u>	<u>0.00</u>	<u>307,294.82</u>
<u>\$666,585.66</u>	<u>\$738,024.06</u>	<u>\$11,521,596.43</u>
\$0.00	\$0.00	\$529,449.22
<u>0.00</u>	<u>0.00</u>	<u>1,232,716.25</u>
0.00	0.00	1,762,165.47
<u>666,585.66</u>	<u>738,024.06</u>	<u>9,759,430.96</u>
<u>666,585.66</u>	<u>738,024.06</u>	<u>9,759,430.96</u>
<u>\$666,585.66</u>	<u>\$738,024.06</u>	<u>\$11,521,596.43</u>

**TARRANT COUNTY, TEXAS**  
**COMBINING STATEMENT OF REVENUES, EXPENSES**  
**AND CHANGES IN FUND NET ASSETS**  
**INTERNAL SERVICE FUNDS**  
**FOR THE ONE (1) MONTH ENDED 10/31/2009**


<u>COMBINED TOTAL</u>		<u>SELF INSURANCE</u>	<u>SELF INSURANCE RESERVE</u>	<u>WORKERS COMPENSATION</u>
	<b>OPERATING REVENUES:</b>			
\$1,130,658.22	USER FEES	\$0.00	\$0.00	\$0.00
4,079,230.20	COUNTY CONTRIBUTIONS	0.00	0.00	187,181.91
<u>29,833.10</u>	OTHER REVENUES	<u>0.00</u>	<u>0.00</u>	<u>11,030.49</u>
5,239,721.52	TOTAL OPERATING REVENUES	0.00	0.00	198,212.40
	<b>OPERATING EXPENSES:</b>			
824.71	BUILDING AND EQUIPMENT	0.00	0.00	0.00
3,122,560.10	SELF INSURANCE CLAIMS	9,666.87	0.00	206,625.06
2,013,570.71	INSURANCE PREMIUMS	0.00	0.00	0.00
133,385.73	ADMINISTRATION	0.00	0.00	0.00
<u>32,045.26</u>	OTHER EXPENSES	<u>1,688.76</u>	<u>0.00</u>	<u>80.50</u>
<u>5,302,386.51</u>	TOTAL OPERATING EXPENSES	<u>11,355.63</u>	<u>0.00</u>	<u>206,705.56</u>
(62,664.99)	OPERATING INCOME (LOSS)	(11,355.63)	0.00	(8,493.16)
	<b>NON-OPERATING REVENUE (EXPENSE):</b>			
<u>15,731.40</u>	INTEREST INCOME	<u>510.04</u>	<u>2,352.71</u>	<u>3,859.10</u>
(46,933.59)	NET INCOME (LOSS) BEFORE TRANSFERS	(10,845.59)	2,352.71	(4,634.06)
	<b>OPERATING TRANSFERS:</b>			
0.00	OPERATING TRANSFERS IN	0.00	0.00	0.00
<u>0.00</u>	OPERATING TRANSFERS OUT	<u>0.00</u>	<u>0.00</u>	<u>0.00</u>
(46,933.59)	NET INCOME (LOSS)	(10,845.59)	2,352.71	(4,634.06)
	<b>NET ASSETS:</b>			
<u>10,383,376.19</u>	BEGINNING OF PERIOD	<u>(323,585.09)</u>	<u>3,054,779.73</u>	<u>(3,545,665.78)</u>
<u>\$10,336,442.60</u>	END OF PERIOD	<u>(\$334,430.68)</u>	<u>\$3,057,132.44</u>	<u>(\$3,550,299.84)</u>

<u>COUNTY CLERK PROFESSIONAL LIABILITY</u>	<u>DISTRICT CLERK PROFESSIONAL LIABILITY</u>	<u>EMPLOYEE BENEFITS</u>
\$0.00	\$30.00	\$1,130,628.22
0.00	0.00	3,892,048.29
<u>0.00</u>	<u>0.00</u>	<u>18,802.61</u>
0.00	30.00	5,041,479.12
0.00	0.00	824.71
0.00	0.00	2,906,268.17
0.00	0.00	2,013,570.71
0.00	0.00	133,385.73
<u>0.00</u>	<u>0.00</u>	<u>30,276.00</u>
<u>0.00</u>	<u>0.00</u>	<u>5,084,325.32</u>
0.00	30.00	(42,846.20)
<u>512.99</u>	<u>585.47</u>	<u>7,911.09</u>
512.99	615.47	(34,935.11)
0.00	0.00	0.00
<u>0.00</u>	<u>0.00</u>	<u>0.00</u>
512.99	615.47	(34,935.11)
<u>666,072.67</u>	<u>737,408.59</u>	<u>9,794,366.07</u>
<u>\$666,585.66</u>	<u>\$738,024.06</u>	<u>\$9,759,430.96</u>





**TARRANT COUNTY**  
**BUDGETARY INFORMATION**



**TARRANT COUNTY, TEXAS**  
**SUMMARY BUDGET VERSUS ACTUAL (BUDGET BASIS) REVENUE AND EXPENDITURES**  
**FOR THE ONE (1) MONTH ENDED 10/31/2009**  
**TAX SUPPORTED FUNDS**

	CURRENT MONTH ACTUAL	YTD ACTUAL	BUDGET	PERCENT	LAST YEAR PERCENT
<b><u>GENERAL FUND</u></b>					
REVENUES:					
Taxes	\$7,692,430	\$7,692,430	\$288,603,504	2.67%	2.67%
Licenses	78,721	78,721	873,000	9.02%	8.64%
Fees of Office	1,957,845	1,957,845	35,861,100	5.46%	5.32%
Intergovernmental	1,676,255	1,676,255	15,420,549	10.87%	12.58%
Investment Income	37,638	37,638	1,766,735	2.13%	2.93%
Other Revenues	749,470	749,470	12,485,440	6.00%	5.59%
Transfers	57,344	57,344	730,000	7.86%	7.75%
Cash Carryforward		38,700,888	31,731,353		
	<u>\$12,249,703</u>	<u>\$50,950,591</u>	<u>\$387,471,681</u>	<u>13.15%</u>	<u>13.04%</u>
EXPENDITURES:					
General Administration	\$7,851,036	\$13,598,473	\$112,028,568	12.14%	11.08%
Public Safety	7,761,484	14,007,798	116,917,035	11.98%	12.27%
Judicial	9,674,095	12,941,830	125,261,356	10.33%	11.05%
Community Services	318,709	378,951	6,588,594	5.75%	5.81%
Undesignated			8,176,128		
Contingent			1,500,000		
Reserves			17,000,000		
	<u>\$25,605,324</u>	<u>\$40,927,052</u>	<u>\$387,471,681</u>	<u>10.56%</u>	<u>10.68%</u>
<b><u>ROAD &amp; BRIDGE FUND</u></b>					
REVENUES:					
Fees of Office	\$380,570	\$380,570	\$19,710,000	1.93%	0.00%
Intergovernmental	33,528	33,528	33,000	OVER 100%	98.09%
Investment Income	6,426	6,426	100,000	6.43%	7.38%
Other Revenues	24,400	24,400	50,500	48.32%	50.67%
Transfers	563,935	563,935	6,767,218	8.33%	8.33%
Cash Carryforward		4,667,233	2,125,021		
	<u>\$1,008,859</u>	<u>\$5,676,092</u>	<u>\$28,785,739</u>	<u>19.72%</u>	<u>22.22%</u>
EXPENDITURES:					
Precinct One	\$324,111	\$1,153,130	\$6,556,344	17.59%	9.14%
Precinct Two	242,414	380,758	4,713,385	8.08%	10.03%
Precinct Three	263,718	465,499	4,689,715	9.93%	10.49%
Precinct Four	380,955	673,368	6,348,214	10.61%	11.57%
Right of Way	100,118	100,118	2,521,324	3.97%	6.12%
Other Expenditures	263,118	268,900	2,953,957	9.10%	9.25%
Undesignated			1,002,800		
	<u>\$1,574,434</u>	<u>\$3,041,773</u>	<u>\$28,785,739</u>	<u>10.57%</u>	<u>9.05%</u>
<b><u>DEBT SERVICE FUND</u></b>					
REVENUES:					
Taxes	\$966,253	\$966,253	\$36,863,483	2.62%	2.60%
Investment Income	1,073	1,073	135,000	0.79%	0.92%
Cash Carryforward		895,439	898,750		
	<u>\$967,326</u>	<u>\$1,862,765</u>	<u>\$37,897,233</u>	<u>4.92%</u>	<u>3.77%</u>
EXPENDITURES:					
Principle	\$0	\$0	\$21,185,000	0.00%	0.00%
Interest	0	0	15,202,233	0.00%	3.95%
Other Expenditures	0	0	10,000	0.00%	0.00%
Reserves			1,500,000		
	<u>\$0</u>	<u>\$0</u>	<u>\$37,897,233</u>	<u>0.00%</u>	<u>0.00%</u>

**TARRANT COUNTY, TEXAS  
GENERAL FUND FEES OF OFFICE ANALYSIS  
FOR THE ONE (1) MONTH ENDED 10/31/2009  
(BUDGET BASIS)**

<u>FEE OFFICE</u>	<u>ACTUAL REVENUE</u>	<u>ANNUAL BUDGET</u>	<u>PERCENT COLLECTED</u>
Tax Assessor/Collector	\$179,100	\$12,897,500	1.39%
County Clerk	815,200	10,231,700	7.97%
Sheriff	38,654	616,100	6.27%
Constable 1	47,771	560,000	8.53%
Constable 2	35,965	470,000	7.65%
Constable 3	35,598	430,000	8.28%
Constable 4	24,323	336,000	7.24%
Constable 5	13,418	222,000	6.04%
Constable 6	24,330	336,000	7.24%
Constable 7	35,262	430,000	8.20%
Constable 8	23,121	333,000	6.94%
District Clerk	352,819	4,617,000	7.64%
Domestic Relations	66,249	1,361,000	4.87%
District Attorney	16,731	190,000	8.81%
Justice of Peace 1	15,738	180,000	8.74%
Justice of Peace 2	17,379	210,000	8.28%
Justice of Peace 3	11,544	122,000	9.46%
Justice of Peace 4	15,981	180,000	8.88%
Justice of Peace 5	3,798	46,000	8.26%
Justice of Peace 6	14,148	138,000	10.25%
Justice of Peace 7	15,699	165,000	9.51%
Justice of Peace 8	8,657	104,000	8.32%
County Courts	1,258	15,300	8.22%
Elections	295	2,500	11.78%
Medical Examiner	120,046	1,376,000	8.72%
Other	<u>24,764</u>	<u>292,000</u>	<u>8.48%</u>
<b>TOTAL</b>	<b><u><u>\$1,957,845</u></u></b>	<b><u><u>\$35,861,100</u></u></b>	<b>5.46%</b>
<b>RATABLE COLLECTION PERCENTAGE</b>			<b><u><u>8.33%</u></u></b>

**TARRANT COUNTY, TEXAS  
BUDGET REPORT  
FOR THE ONE (1) MONTH ENDED 10/31/2009**

<b>GENERAL FUND</b>	<b>CURRENT MONTH EXPENDITURES</b>	<b>ENCUMBRANCES AND COMMITMENTS</b>	<b>TOTAL EXPENDITURES &amp; COMMITMENTS</b>	<b>TOTAL BUDGET</b>	<b>UNEXPENDED BUDGET</b>	<b>% BUDGET USED</b>
County Judge	63,239.20	825.00	64,064.20	841,552.00	777,487.80	7.61%
County Administrator	130,918.56	7,563.82	138,482.38	1,797,964.00	1,659,481.62	7.70%
Non-Departmental	2,284,520.98	371,552.30	2,656,073.28	31,362,288.00	28,706,214.72	8.47%
Auditor	450,058.29	1,972.65	452,030.94	5,512,065.00	5,060,034.06	8.20%
Budget/Risk Management	47,330.37	14.58	47,344.95	674,694.00	627,349.05	7.02%
Tax Assessor / Collector	936,559.65	49,123.72	985,683.37	12,320,891.00	11,335,207.63	8.00%
Elections Administration	334,469.08	287,311.84	621,780.92	5,377,329.00	4,755,548.08	11.56%
Information Technology	2,288,226.11	1,478,556.11	3,766,782.22	28,819,221.00	25,052,438.78	13.07%
Human Resources	188,583.37	274.73	188,858.10	2,484,355.00	2,295,496.90	7.60%
Purchasing	151,082.32	7,564.04	158,646.36	1,845,500.00	1,686,853.64	8.60%
Facilities	230,806.50	163,664.78	394,471.28	3,391,905.00	2,997,433.72	11.63%
Sheriff	2,797,003.40	475,579.57	3,272,582.97	35,069,131.00	31,796,548.03	9.33%
Sheriff - Confinement	4,798,658.03	4,379,978.26	9,178,636.29	66,575,787.00	57,397,150.71	13.79%
Constable Precinct 1	87,860.46	400.00	88,260.46	1,069,272.00	981,011.54	8.25%
Constable Precinct 2	73,104.24	318.25	73,422.49	920,908.00	847,485.51	7.97%
Constable Precinct 3	79,055.99	23,974.88	103,030.87	975,273.00	872,242.13	10.56%
Constable Precinct 4	64,630.37	4,873.28	69,503.65	756,303.00	686,799.35	9.19%
Constable Precinct 5	50,166.66	710.83	50,877.49	623,286.00	572,408.51	8.16%
Constable Precinct 6	59,878.24	15,219.97	75,098.21	757,802.00	682,703.79	9.91%
Constable Precinct 7	68,665.33	10,387.71	79,053.04	869,118.00	790,064.96	9.10%
Constable Precinct 8	71,766.09	7,077.29	78,843.38	888,617.00	809,773.62	8.87%
Medical Examiner	530,312.14	1,036,127.34	1,566,439.48	7,091,781.00	5,525,341.52	22.09%
Fire Marshal	26,649.47	-	26,649.47	330,667.00	304,017.53	8.06%
Community Supervision	681.46	233.57	915.03	18,500.00	17,584.97	4.95%
Juvenile Services	1,176,812.01	1,253,930.51	2,430,742.52	16,344,622.00	13,913,879.48	14.87%
Pretrial Services	96,319.01	-	96,319.01	1,153,015.00	1,056,695.99	8.35%
Buildings	548,064.02	3,756,278.83	4,304,342.85	20,260,662.00	15,956,319.15	21.24%
17TH District Court	19,275.90	-	19,275.90	236,259.00	216,983.10	8.16%
48TH District Court	19,695.20	-	19,695.20	236,309.00	216,613.80	8.33%
67TH District Court	18,008.73	-	18,008.73	220,659.00	202,650.27	8.16%
96TH District Court	18,544.78	-	18,544.78	226,774.00	208,229.22	8.18%
141ST District Court	18,100.21	-	18,100.21	223,025.00	204,924.79	8.12%
153RD District Court	18,807.93	-	18,807.93	229,124.00	210,316.07	8.21%
236TH District Court	21,554.56	22.00	21,576.56	247,804.00	226,227.44	8.71%
342ND District Court	18,626.63	100.35	18,726.98	226,924.00	208,197.02	8.25%
348TH District Court	19,245.82	-	19,245.82	236,009.00	216,763.18	8.15%
352ND District Court	19,244.08	-	19,244.08	231,251.00	212,006.92	8.32%
Criminal District Court 1	87,226.82	500.00	87,726.82	1,114,886.00	1,027,159.18	7.87%
Criminal District Court 2	58,489.20	146.07	58,635.27	1,275,071.00	1,216,435.73	4.60%
Criminal District Court 3	87,800.57	77,420.64	165,221.21	1,478,236.00	1,313,014.79	11.18%
Criminal District Court 4	93,664.81	-	93,664.81	1,125,681.00	1,032,016.19	8.32%
213TH District Court	129,264.77	88.33	129,353.10	1,186,857.00	1,057,503.90	10.90%
297TH District Court	98,789.86	247.72	99,037.58	1,264,068.00	1,165,030.42	7.83%
371ST District Court	98,896.04	-	98,896.04	1,358,629.00	1,259,732.96	7.28%
372ND District Court	75,629.69	-	75,629.69	1,269,056.00	1,193,426.31	5.96%
396th District Court	114,703.59	428.33	115,131.92	1,287,910.00	1,172,778.08	8.94%
432nd District Court	36,991.81	32.56	37,024.37	1,019,838.00	982,813.63	3.63%
Magistrate Court	51,522.46	-	51,522.46	809,184.00	757,661.54	6.37%
231ST District Court	51,744.16	-	51,744.16	552,316.00	500,571.84	9.37%
233RD District Court	42,910.24	-	42,910.24	508,608.00	465,697.76	8.44%
322ND District Court	39,061.82	-	39,061.82	545,167.00	506,105.18	7.17%
323RD District Court	186,248.64	1,550.00	187,798.64	2,878,433.00	2,690,634.36	6.52%
324TH District Court	39,960.74	-	39,960.74	617,739.00	577,778.26	6.47%
325TH District Court	53,278.11	698.38	53,976.49	545,818.00	491,841.51	9.89%
360TH District Court	45,000.04	23.04	45,023.08	531,036.00	486,012.92	8.48%
Special Judges	25,639.88	-	25,639.88	386,455.00	360,815.12	6.63%
Criminal District Court Support	57,023.73	230.00	57,253.73	703,436.00	646,182.27	8.14%
Grand Jury	10,962.64	41.45	11,004.09	131,072.00	120,067.91	8.40%
Criminal Attorney Appointment	54,439.74	-	54,439.74	518,021.00	463,581.26	10.51%
Criminal Mental Health Court	10,868.64	-	10,868.64	133,635.00	122,766.36	8.13%
County Court at Law #1	30,745.10	156.36	30,901.46	390,207.00	359,305.54	7.92%
County Court at Law #2	29,999.63	131.42	30,131.05	378,309.00	348,177.95	7.96%
County Court at Law #3	31,581.87	-	31,581.87	401,167.00	369,585.13	7.87%
County Criminal Court #1	52,366.26	-	52,366.26	649,637.00	597,270.74	8.06%

**TARRANT COUNTY, TEXAS  
BUDGET REPORT  
FOR THE ONE (1) MONTH ENDED 10/31/2009**

	<b>CURRENT MONTH EXPENDITURES</b>	<b>ENCUMBRANCES AND COMMITMENTS</b>	<b>TOTAL EXPENDITURES &amp; COMMITMENTS</b>	<b>TOTAL BUDGET</b>	<b>UNEXPENDED BUDGET</b>	<b>% BUDGET USED</b>
<b>GENERAL FUND (cont'd)</b>						
County Criminal Court #2	38,977.75	85.84	39,063.59	494,192.00	455,128.41	7.90%
County Criminal Court #3	48,201.17	75.00	48,276.17	599,182.00	550,905.83	8.06%
County Criminal Court #4	45,588.54	-	45,588.54	574,549.00	528,960.46	7.93%
County Criminal Court #5	76,689.38	203.70	76,893.08	992,764.00	915,870.92	7.75%
County Criminal Court #6	40,694.38	-	40,694.38	551,346.00	510,651.62	7.38%
County Criminal Court #7	46,409.19	203.22	46,612.41	593,794.00	547,181.59	7.85%
County Criminal Court #8	48,439.27	143.42	48,582.69	593,425.00	544,842.31	8.19%
County Criminal Court #9	41,021.75	-	41,021.75	578,413.00	537,391.25	7.09%
County Criminal Court #10	53,375.77	53.05	53,428.82	565,733.00	512,304.18	9.44%
Probate Court 1	115,036.72	-	115,036.72	1,683,060.00	1,568,023.28	6.83%
Probate Court 2	100,758.93	196.00	100,954.93	1,556,730.00	1,455,775.07	6.49%
Justice of the Peace Pct. 1	47,378.67	93.42	47,472.09	617,613.00	570,140.91	7.69%
Justice of the Peace Pct. 2	51,698.61	543.95	52,242.56	583,730.00	531,487.44	8.95%
Justice of the Peace Pct. 3	48,375.41	502.03	48,877.44	549,890.00	501,012.56	8.89%
Justice of the Peace Pct. 4	52,149.13	349.92	52,499.05	578,237.00	525,737.95	9.08%
Justice of the Peace Pct. 5	31,524.14	491.92	32,016.06	371,718.00	339,701.94	8.61%
Justice of the Peace Pct. 6	40,048.18	-	40,048.18	446,030.00	405,981.82	8.98%
Justice of the Peace Pct. 7	47,723.97	-	47,723.97	605,484.00	557,760.03	7.88%
Justice of the Peace Pct. 8	40,494.63	582.70	41,077.33	493,438.00	452,360.67	8.32%
District Attorney	2,591,275.24	27,901.32	2,619,176.56	33,073,703.00	30,454,526.44	7.92%
District Clerk	724,694.96	4,141.47	728,836.43	8,995,443.00	8,266,606.57	8.10%
County Clerk	720,011.49	111,554.95	831,566.44	9,139,156.00	8,307,589.56	9.10%
Domestic Relations	505,803.42	14,906.88	520,710.30	6,244,149.00	5,723,438.70	8.34%
Jury Services	162,939.24	1,458.00	164,397.24	2,296,917.00	2,132,519.76	7.16%
Courts / Judiciary	32,244.26	-	32,244.26	2,468,353.00	2,436,108.74	1.31%
Human Services	227,430.73	52,467.27	279,898.00	5,134,272.00	4,854,374.00	5.45%
Child Protective Services	13,712.84	1,682,668.00	1,696,380.84	2,097,518.00	401,137.16	80.88%
Public Assistance	-	-	-	206,185.00	206,185.00	0.00%
TX Cooperative Extension	55,985.30	7,570.73	63,556.03	804,756.00	741,199.97	7.90%
Veterans Services	28,241.69	196.00	28,437.69	344,239.00	315,801.31	8.26%
Historical Commission	7,051.12	8.25	7,059.37	91,292.00	84,232.63	7.73%
<b>10010-2010 General Fund - Cash Match</b>						
Sheriff	-	-	-	64,445.00	64,445.00	0.00%
Juvenile Services	-	-	-	82,437.00	82,437.00	0.00%
County Criminal Court #5	-	-	-	167,162.00	167,162.00	0.00%
District Attorney	12.10	-	12.10	77,000.00	76,987.90	0.02%
Human Services	-	-	-	5,000.00	5,000.00	0.00%
Historical Commission	-	-	-	2,850.00	2,850.00	0.00%
<b>10020-2010 General Fund - Operating Subsidy</b>						
Non-Departmental	-	-	-	65,716.00	65,716.00	0.00%
Sheriff	-	-	-	120,000.00	120,000.00	0.00%
Juvenile Services	-	-	-	2,699,982.00	2,699,982.00	0.00%
Criminal District Court Support	-	-	-	40,000.00	40,000.00	0.00%
Criminal Mental Health Court	-	-	-	38,532.00	38,532.00	0.00%
UNDESIGNATED				8,176,128.00	8,176,128.00	
CONTINGENT				1,500,000.00	1,500,000.00	
RESERVES				17,000,000.00	17,000,000.00	
<b>FUND TOTAL</b>	<b>\$ 25,605,324.03</b>	<b>\$ 15,321,727.55</b>	<b>\$ 40,927,051.58</b>	<b>\$ 387,471,681.00</b>	<b>\$ 346,544,629.42</b>	<b>10.56%</b>

**TARRANT COUNTY, TEXAS  
BUDGET REPORT  
FOR THE ONE (1) MONTH ENDED 10/31/2009**

	<u>CURRENT MONTH EXPENDITURES</u>	<u>ENCUMBRANCES AND COMMITMENTS</u>	<u>TOTAL EXPENDITURES ENCUMBRANCES &amp; COMMITMENTS</u>	<u>TOTAL BUDGET</u>	<u>UNEXPENDED BUDGET</u>	<u>% BUDGET USED</u>
<b>ROAD AND BRIDGE (261)</b>						
Buildings	-	1,564.80	1,564.80	40,597.00	39,032.20	3.85%
Commissioner Precinct 1	324,111.07	829,018.71	1,153,129.78	6,556,344.00	5,403,214.22	17.59%
Commissioner Precinct 2	242,414.30	138,344.12	380,758.42	4,713,385.00	4,332,626.58	8.08%
Commissioner Precinct 3	263,717.70	201,781.29	465,498.99	4,689,715.00	4,224,216.01	9.93%
Commissioner Precinct 4	380,955.36	292,412.97	673,368.33	6,348,214.00	5,674,845.67	10.61%
Right of Way	100,117.55	-	100,117.55	2,521,324.00	2,421,206.45	3.97%
Transportation	162,284.82	4,217.50	166,502.32	2,432,899.00	2,266,396.68	6.84%
Road & Bridge Non-Department	100,833.33	-	100,833.33	480,461.00	379,627.67	20.99%
UNDESIGNATED				1,002,800.00	1,002,800.00	
<b>FUND TOTAL</b>	<u>\$ 1,574,434.13</u>	<u>\$ 1,467,339.39</u>	<u>\$ 3,041,773.52</u>	<u>\$ 28,785,739.00</u>	<u>\$ 25,743,965.48</u>	<u>10.57%</u>
<b>DEBT SERVICE (321)</b>						
Interest and Sinking	-	-	-	36,397,233.00	36,397,233.00	0.00%
RESERVES				1,500,000.00	1,500,000.00	
<b>FUND TOTAL</b>	<u>\$ -</u>	<u>\$ -</u>	<u>\$ -</u>	<u>\$ 37,897,233.00</u>	<u>\$ 37,897,233.00</u>	<u>0.00%</u>



**TARRANT COUNTY, TEXAS**  
**SPECIAL BUDGETS**  
**FOR THE ONE (1) MONTH ENDED 10/31/2009**  
**BUDGET VERSUS ACTUAL (BUDGET BASIS) REVENUE**

FUND #	FUND NAME	ACTUAL REVENUE	BUDGETED REVENUE	PERCENT COLLECTED
211	RECORDS PRESERV & AUTOMATION - FILINGS	\$ 151,097	\$ 1,883,000	8.02%
212	RECORDS PRESERV & AUTOMATION - CONVICTIONS	54,232	629,749	8.61%
213	RECORDS PRESERV & RESTORATION	143,059	1,731,401	8.26%
214	COURT RECORD PRESERVATION FUND	-	330,000	0.00%
215	DISTRICT COURT RECORDS TECHNOLOGY FUND	9,643	-	OVER 100%
221	COURTHOUSE SECURITY FUND	48,241	630,000	7.66%
223	CONSUMER HEALTH FUND	55,884	735,361	7.60%
224	GRAFFITI ERADICATION	1	-	OVER 100%
225	ALTERNATIVE DISPUTE RESOLUTION SERVICES	35,073	398,807	8.79%
226	PROBATE CONTRIBUTIONS FUND	95	105,319	0.09%
227	JUSTICE COURT TECHNOLOGY FUND	1,588	32,574	4.88%
228	JUSTICE COURT BLDG SECURITY	371	7,450	4.98%
229	CHILD ABUSE PREVENTION	303	3,300	9.18%
230	FAMILY PROTECTION	10,870	127,942	8.50%
231	GUARDIANSHIP	4,987	71,349	6.99%
232	DRUG & ALCOHOL COURT	9,707	103,209	9.41%
233	COUNTY & DISTRICT COURT TECHNOLOGY FUND	-	57,000	0.00%
241	LAW LIBRARY	105,007	1,201,021	8.74%
242	EDUCATION	1,180	16,600	7.11%
243	APPELLATE JUDICIAL SYSTEM	14,145	160,255	8.83%
251	VEHICLE INVENTORY TAX	426	64,412	0.66%
435	FY05 TAX NOTES	114	-	OVER 100%
436	FY06 TAX NOTES	817	3,000	27.23%
451	NON-DEBT CAPITAL	1,048,520	11,381,827	9.21%
453	DISTRICT CLERK INFO TECH REQUIREMENTS	1	-	OVER 100%
475	1998 BOND ELECTION	2,289	19,313	11.85%
476	2006 BOND ELECTION	113,087	828,585	13.65%
477	2006 BOND ELECTION-TRANSPORTATION	64,534	492,969	13.09%
511	RESOURCE CONNECTION	242,282	2,804,493	8.64%
512	OIL & GAS ROYALTY RC	27,441	11,531	OVER 100%
615	SELF INSURANCE	510	5,573	9.15%
616	SELF INSURANCE RESERVE	2,353	16,216	14.51%
619	WORKERS COMPENSATION	202,072	2,145,846	9.42%
621	COUNTY CLERK PROF LIAB	513	3,554	14.43%
622	DISTRICT CLERK PROF LIAB	615	5,261	11.69%
651	EMPLOYEE INSURANCE	5,049,390	61,523,869	8.21%
D62	DA RESTITUTION COLLECTION FEE	-	103,600	0.00%
D87	DA LAW ENFORCEMENT	46,952	1,964,000	2.39%
S87	SHERIFF INMATE COMMISSARY FD	83,821	1,004,785	8.34%
S95	SHERIFF FORFEITURE FUND-TREASURY	36	130	27.69%
S96	SHERIFF DRUG FORFEITURE-NON DEA	6,495	713	OVER 100%
S97	SHERIFF FORFEITURE FUND-FEDERAL	61	575	10.61%
T04	PUBLIC HEALTH	119,790	10,159,912	1.18%
T05	125 FORFEITURES	1,240	7,509	16.51%
T06	CHILDREN'S HOME FUND	376	4,180	9.00%
T07	BAIL BOND BOARD	2,100	26,600	7.89%
T08	TDRPS - TITLE IVE	321	2,098	15.30%
T10	JUVENILE PROBATION DISTRICT	2,283	31,395	7.27%
T12	STOP-SPECIALIZED TREATMENT FOR OFFENDERS	-	861,612	0.00%
T14	SLIAG - HEALTH	1	-	OVER 100%
T15	SLIAG - HUMAN SERVICES	20	200	10.00%
T19	FWISD - TRUANCY	10	110,055	0.01%
T20	HISTORICAL COMMISSION	4	36	11.11%
T21	HISTORICAL COMMISSION ARCHIVES	23	1,165	1.97%
T23	CEMETERY FUND	32	216	14.81%
T30	DA - JPS CONTRACT	49,143	587,583	8.36%
T31	EMERGENCY SERVICES DISTRICT	6,240	70,000	8.91%

**TARRANT COUNTY, TEXAS**  
**SPECIAL BUDGETS**  
**FOR THE ONE (1) MONTH ENDED 10/31/2009**  
**BUDGET VERSUS ACTUAL (BUDGET BASIS) REVENUE**

<u>FUND #</u>	<u>FUND NAME</u>	<u>ACTUAL REVENUE</u>	<u>BUDGETED REVENUE</u>	<u>PERCENT COLLECTED</u>
T34	DIRECT PROGRAM	11,093	80,069	13.85%
T37	MEDICAL EXAMINER CONFERENCE FUND	2,120	20,139	10.53%
T44	SICKLE CELL DISEASE PROJECT	5,004	-	OVER 100%
T51	MISC DONATIONS-NON DEPARTMENT	762	10,083	7.56%
T52	MISC DONATIONS-JUVENILE PROBATION	7	-	OVER 100%
T56	MISC DONATIONS-HUMAN SERVICES- TXU	63	200,000	0.03%
T5640	MISC DONATIONS-HUMAN SERVICES-RELIANT	5,003	15,000	33.35%
T5643	MISC DONATIONS-HUMAN SERVICES-ONCOR	47	-	OVER 100%
T5644	MISC DONATIONS-HUMAN SERVICES-STREAM	19	-	OVER 100%
T57	MISC DONATIONS-CPS	6,012	78,229	7.69%
T58	MISC DONATIONS-HEALTH DEPT	14	74	18.92%
T60	MISC DONATIONS-FAMILY COURT SERVICES	755	9,526	7.93%
T61	MISC DONATIONS-CRCG	12	110	10.91%
T62	MISC DONATIONS-MEMORIAL	15	100	15.00%
T65	ATTF RENTAL ASSOC DONATION	3	18	16.67%
T71	CONTRACT ELECTIONS	446	1,230,551	0.04%
T73	ELECTIONS CHAPTER 19	-	-	OVER 100%

**TARRANT COUNTY, TEXAS  
BUDGET REPORT  
FOR THE ONE (1) MONTH ENDED 10/31/2009**

	<u>CURRENT MONTH EXPENDITURES</u>	<u>ENCUMBRANCES AND COMMITMENTS</u>	<u>TOTAL EXPENDITURES &amp; COMMITMENTS</u>	<u>TOTAL BUDGET</u>	<u>UNEXPENDED BUDGET</u>	<u>% BUDGET USED</u>
<b>RECORDS PRESERVATION &amp; AUTOMATION - FILINGS (211)</b>						
County Clerk	118,846.19	54,902.81	173,749.00	4,883,000.00	4,709,251.00	3.56%
FUND TOTAL	<u>\$ 118,846.19</u>	<u>\$ 54,902.81</u>	<u>\$ 173,749.00</u>	<u>\$ 4,883,000.00</u>	<u>\$ 4,709,251.00</u>	<u>3.56%</u>
<b>RECORDS PRESERVATION &amp; AUTOMATION - CONVICTIONS (212)</b>						
Information Technology	32,346.17	13,226.00	45,572.17	754,546.00	708,973.83	6.04%
District Clerk	13,240.67	-	13,240.67	167,718.00	154,477.33	7.89%
FUND TOTAL	<u>\$ 45,586.84</u>	<u>\$ 13,226.00</u>	<u>\$ 58,812.84</u>	<u>\$ 922,264.00</u>	<u>\$ 863,451.16</u>	<u>6.38%</u>
<b>RECORDS PRESERVATION &amp; RESTORATION (213)</b>						
County Clerk	83,044.71	63,519.39	146,564.10	4,331,401.00	4,184,836.90	3.38%
FUND TOTAL	<u>\$ 83,044.71</u>	<u>\$ 63,519.39</u>	<u>\$ 146,564.10</u>	<u>\$ 4,331,401.00</u>	<u>\$ 4,184,836.90</u>	<u>3.38%</u>
<b>COURT RECORD PRESERVATION FUND (214)</b>						
District Clerk	-	-	-	225,000.00	225,000.00	0.00%
County Clerk	-	-	-	105,000.00	105,000.00	0.00%
FUND TOTAL	<u>\$ -</u>	<u>\$ -</u>	<u>\$ -</u>	<u>\$ 330,000.00</u>	<u>\$ 330,000.00</u>	<u>0.00%</u>
<b>COURTHOUSE SECURITY FUND (221)</b>						
Non-Departmental	48,240.57	-	48,240.57	630,000.00	581,759.43	7.66%
FUND TOTAL	<u>\$ 48,240.57</u>	<u>\$ -</u>	<u>\$ 48,240.57</u>	<u>\$ 630,000.00</u>	<u>\$ 581,759.43</u>	<u>7.66%</u>
<b>CONSUMER HEALTH (223)</b>						
Public Health	55,319.56	30,000.00	85,319.56	1,161,571.00	1,076,251.44	7.35%
FUND TOTAL	<u>\$ 55,319.56</u>	<u>\$ 30,000.00</u>	<u>\$ 85,319.56</u>	<u>\$ 1,161,571.00</u>	<u>\$ 1,076,251.44</u>	<u>7.35%</u>
<b>JUVENILE DELINQUENCY PREVENTION (224)</b>						
Non-Departmental	-	-	-	1,002.00	1,002.00	0.00%
FUND TOTAL	<u>\$ -</u>	<u>\$ -</u>	<u>\$ -</u>	<u>\$ 1,002.00</u>	<u>\$ 1,002.00</u>	<u>0.00%</u>
<b>ADRS (225)</b>						
Non-Departmental	8,196.00	-	8,196.00	746,309.00	738,113.00	1.10%
FUND TOTAL	<u>\$ 8,196.00</u>	<u>\$ -</u>	<u>\$ 8,196.00</u>	<u>\$ 746,309.00</u>	<u>\$ 738,113.00</u>	<u>1.10%</u>
<b>PROBATE CONTRIBUTIONS FUND (226)</b>						
Probate Court 1	5,355.94	-	5,355.94	163,877.00	158,521.06	3.27%
Probate Court 2	3,970.94	-	3,970.94	67,371.00	63,400.06	5.89%
FUND TOTAL	<u>\$ 9,326.88</u>	<u>\$ -</u>	<u>\$ 9,326.88</u>	<u>\$ 231,248.00</u>	<u>\$ 221,921.12</u>	<u>4.03%</u>

**TARRANT COUNTY, TEXAS  
BUDGET REPORT  
FOR THE ONE (1) MONTH ENDED 10/31/2009**

	<u>CURRENT MONTH EXPENDITURES</u>	<u>ENCUMBRANCES AND COMMITMENTS</u>	<u>TOTAL EXPENDITURES ENCUMBRANCES &amp; COMMITMENTS</u>	<u>TOTAL BUDGET</u>	<u>UNEXPENDED BUDGET</u>	<u>% BUDGET USED</u>
<b>JUSTICE COURT TECHNOLOGY (227)</b>						
Information Technology	-	-	-	162,968.00	162,968.00	0.00%
FUND TOTAL	<u>\$ -</u>	<u>\$ -</u>	<u>\$ -</u>	<u>\$ 162,968.00</u>	<u>\$ 162,968.00</u>	<u>0.00%</u>
<b>JUSTICE COURT BLDG SECURITY (228)</b>						
Non-Departmental	370.80	-	370.80	7,450.00	7,079.20	4.98%
FUND TOTAL	<u>\$ 370.80</u>	<u>\$ -</u>	<u>\$ 370.80</u>	<u>\$ 7,450.00</u>	<u>\$ 7,079.20</u>	<u>4.98%</u>
<b>CHILD ABUSE PREVENTION (229)</b>						
Non-Departmental	-	-	-	9,220.00	9,220.00	0.00%
FUND TOTAL	<u>\$ -</u>	<u>\$ -</u>	<u>\$ -</u>	<u>\$ 9,220.00</u>	<u>\$ 9,220.00</u>	<u>0.00%</u>
<b>FAMILY PROTECTION (230)</b>						
Non-Departmental	-	-	-	408,223.00	408,223.00	0.00%
FUND TOTAL	<u>\$ -</u>	<u>\$ -</u>	<u>\$ -</u>	<u>\$ 408,223.00</u>	<u>\$ 408,223.00</u>	<u>0.00%</u>
<b>GUARDIANSHIP (231)</b>						
Non-Departmental	-	-	-	128,256.00	128,256.00	0.00%
FUND TOTAL	<u>\$ -</u>	<u>\$ -</u>	<u>\$ -</u>	<u>\$ 128,256.00</u>	<u>\$ 128,256.00</u>	<u>0.00%</u>
<b>DRUG &amp; ALCOHOL COURT (232)</b>						
323RD District Court	-	-	-	87,095.00	87,095.00	0.00%
Criminal District Court Support	1,087.40	-	1,087.40	87,095.00	86,007.60	1.25%
FUND TOTAL	<u>\$ 1,087.40</u>	<u>\$ -</u>	<u>\$ 1,087.40</u>	<u>\$ 174,190.00</u>	<u>\$ 173,102.60</u>	<u>0.62%</u>
<b>COUNTY &amp; DISTRICT COURT TECHNOLOGY FUND (233)</b>						
District Clerk	-	-	-	25,000.00	25,000.00	0.00%
County Clerk	-	-	-	32,000.00	32,000.00	0.00%
FUND TOTAL	<u>\$ -</u>	<u>\$ -</u>	<u>\$ -</u>	<u>\$ 57,000.00</u>	<u>\$ 57,000.00</u>	<u>0.00%</u>
<b>LAW LIBRARY (241)</b>						
Law Library	50,102.79	396,326.41	446,429.20	1,693,133.00	1,246,703.80	26.37%
FUND TOTAL	<u>\$ 50,102.79</u>	<u>\$ 396,326.41</u>	<u>\$ 446,429.20</u>	<u>\$ 1,693,133.00</u>	<u>\$ 1,246,703.80</u>	<u>26.37%</u>
<b>EDUCATION FUND (242)</b>						
Sheriff	6,750.75	-	6,750.75	82,477.00	75,726.25	8.19%
Sheriff - Confinement	-	-	-	4,399.00	4,399.00	0.00%
Constable Precinct 1	-	-	-	1,209.00	1,209.00	0.00%
Constable Precinct 2	928.00	-	928.00	1,270.00	342.00	73.07%
Constable Precinct 3	-	-	-	58.00	58.00	0.00%
Constable Precinct 4	-	-	-	9,312.00	9,312.00	0.00%
Constable Precinct 5	-	-	-	704.00	704.00	0.00%
Constable Precinct 6	-	-	-	3,889.00	3,889.00	0.00%
Constable Precinct 7	-	-	-	985.00	985.00	0.00%
Constable Precinct 8	-	-	-	3,007.00	3,007.00	0.00%
Probate Court 1	1,642.28	-	1,642.28	8,500.00	6,857.72	19.32%

**TARRANT COUNTY, TEXAS  
BUDGET REPORT  
FOR THE ONE (1) MONTH ENDED 10/31/2009**

	<u>CURRENT MONTH EXPENDITURES</u>	<u>ENCUMBRANCES AND COMMITMENTS</u>	<u>TOTAL EXPENDITURES &amp; COMMITMENTS</u>	<u>TOTAL BUDGET</u>	<u>UNEXPENDED BUDGET</u>	<u>% BUDGET USED</u>
<b>EDUCATION FUND (242) (cont'd)</b>						
Probate Court 2	1,154.92	-	1,154.92	8,500.00	7,345.08	13.59%
District Attorney	-	-	-	2,774.00	2,774.00	0.00%
<b>FUND TOTAL</b>	<u>\$ 10,475.95</u>	<u>\$ -</u>	<u>\$ 10,475.95</u>	<u>\$ 127,084.00</u>	<u>\$ 116,608.05</u>	<u>8.24%</u>
<b>APPELLATE JUDICIAL SYSTEM (243)</b>						
Appeals Court	12,664.61	-	12,664.61	376,490.00	363,825.39	3.36%
<b>FUND TOTAL</b>	<u>\$ 12,664.61</u>	<u>\$ -</u>	<u>\$ 12,664.61</u>	<u>\$ 376,490.00</u>	<u>\$ 363,825.39</u>	<u>3.36%</u>
<b>VEHICLE INVENTORY TAX (251)</b>						
Tax Assessor / Collector	4,343.03	-	4,343.03	486,403.00	482,059.97	0.89%
<b>FUND TOTAL</b>	<u>\$ 4,343.03</u>	<u>\$ -</u>	<u>\$ 4,343.03</u>	<u>\$ 486,403.00</u>	<u>\$ 482,059.97</u>	<u>0.89%</u>
<b>FY2005 CERTIFICATES OF OBLIGATION (435)</b>						
Non-Departmental	-	-	-	30,422.00	30,422.00	0.00%
<b>FUND TOTAL</b>	<u>\$ -</u>	<u>\$ -</u>	<u>\$ -</u>	<u>\$ 30,422.00</u>	<u>\$ 30,422.00</u>	<u>0.00%</u>
<b>FY2006 TAX NOTES (436)</b>						
Non-Departmental	-	-	-	89,289.00	89,289.00	0.00%
Buildings	-	24,500.00	24,500.00	650,000.00	625,500.00	3.77%
Commissioner Precinct 2	-	-	-	100,000.00	100,000.00	0.00%
<b>FUND TOTAL</b>	<u>\$ -</u>	<u>\$ 24,500.00</u>	<u>\$ 24,500.00</u>	<u>\$ 839,289.00</u>	<u>\$ 814,789.00</u>	<u>2.92%</u>
<b>NON-DEBT CAPITAL (451)</b>						
County Administrator	-	1,420.26	1,420.26	1,600.00	179.74	88.77%
Non-Departmental	-	-	-	298,864.00	298,864.00	0.00%
Budget/Risk Management	-	-	-	2,500.00	2,500.00	0.00%
Information Technology	48,640.00	419,487.40	468,127.40	7,849,089.00	7,380,961.60	5.96%
Human Resources	-	-	-	8,170.00	8,170.00	0.00%
Sheriff	5,191.96	23,834.99	29,026.95	77,023.00	47,996.05	37.69%
Sheriff - Confinement	-	110,636.98	110,636.98	126,816.00	16,179.02	87.24%
Constable Precinct 5	-	-	-	1,015.00	1,015.00	0.00%
Medical Examiner	-	-	-	149,686.00	149,686.00	0.00%
Community Supervision	-	-	-	12,250.00	12,250.00	0.00%
Juvenile Services	-	2,858.00	2,858.00	18,065.00	15,207.00	15.82%
Buildings	12,099.76	13,537,129.62	13,549,229.38	34,201,471.00	20,652,241.62	39.62%
17TH District Court	-	-	-	1,500.00	1,500.00	0.00%
342ND District Court	-	2,702.00	2,702.00	2,702.00	-	100.00%
396th District Court	-	1,174.79	1,174.79	1,500.00	325.21	78.32%
Magistrate Court	-	435.49	435.49	2,500.00	2,064.51	17.42%
Criminal Attorney Appointment	-	-	-	1,275.00	1,275.00	0.00%
County Court at Law #1	-	306.92	306.92	700.00	393.08	43.85%
Probate Court 2	-	-	-	3,745.00	3,745.00	0.00%
Justice of the Peace Pct. 3	-	-	-	560.00	560.00	0.00%
Justice of the Peace Pct. 5	-	-	-	9,200.00	9,200.00	0.00%
Justice of the Peace Pct. 6	-	-	-	1,947.00	1,947.00	0.00%
Justice of the Peace Pct. 8	-	-	-	560.00	560.00	0.00%
District Attorney	-	-	-	48,400.00	48,400.00	0.00%
District Clerk	-	-	-	40,293.00	40,293.00	0.00%
Domestic Relations	-	-	-	1,350.00	1,350.00	0.00%
Courts / Judiciary	-	501.02	501.02	50,000.00	49,498.98	1.00%
Commissioner Precinct 1	-	-	-	545,561.00	545,561.00	0.00%
Commissioner Precinct 2	-	-	-	150,484.00	150,484.00	0.00%
Commissioner Precinct 3	-	-	-	467,047.00	467,047.00	0.00%

**TARRANT COUNTY, TEXAS  
BUDGET REPORT  
FOR THE ONE (1) MONTH ENDED 10/31/2009**

	CURRENT MONTH EXPENDITURES	ENCUMBRANCES AND COMMITMENTS	TOTAL EXPENDITURES & COMMITMENTS	TOTAL BUDGET	UNEXPENDED BUDGET	% BUDGET USED
<b>NON-DEBT CAPITAL (451) (cont'd)</b>						
Commissioner Precinct 4	-	4,658.00	4,658.00	613,904.00	609,246.00	0.76%
Transportation	-	459,681.50	459,681.50	705,669.00	245,987.50	65.14%
Road & Bridge Non-Department	-	-	-	2,045,359.00	2,045,359.00	0.00%
<b>FUND TOTAL</b>	<b>\$ 65,931.72</b>	<b>\$ 14,564,826.97</b>	<b>\$ 14,630,758.69</b>	<b>\$ 47,440,805.00</b>	<b>\$ 32,810,046.31</b>	<b>30.84%</b>
<b>DISTRICT CLERK INFORMATION TECH REQUIREMENT (453)</b>						
Information Technology	-	-	-	2,985.00	2,985.00	0.00%
<b>FUND TOTAL</b>	<b>\$ -</b>	<b>\$ -</b>	<b>\$ -</b>	<b>\$ 2,985.00</b>	<b>\$ 2,985.00</b>	<b>0.00%</b>
<b>1998 BOND ELECTION</b>						
Non-Departmental Buildings	-	-	-	1,470,651.00	1,470,651.00	0.00%
	-	17,012.50	17,012.50	1,080,254.00	1,063,241.50	1.57%
<b>FUND TOTAL</b>	<b>\$ -</b>	<b>\$ 17,012.50</b>	<b>\$ 17,012.50</b>	<b>\$ 2,550,905.00</b>	<b>\$ 2,533,892.50</b>	<b>0.67%</b>
<b>2006 BOND ELECTION (476)</b>						
Non-Departmental Buildings	-	-	-	6,514,014.00	6,514,014.00	0.00%
	14,360.42	9,982.94	24,343.36	135,706,472.00	135,682,128.64	0.02%
<b>FUND TOTAL</b>	<b>\$ 14,360.42</b>	<b>\$ 9,982.94</b>	<b>\$ 24,343.36</b>	<b>\$ 142,220,486.00</b>	<b>\$ 142,196,142.64</b>	<b>0.02%</b>
<b>2006 BOND ELECTION-TRANSPORTATION (477)</b>						
Non-Departmental Right of Way	-	-	-	2,014,435.00	2,014,435.00	0.00%
Transportation	-	-	-	6,006,477.00	6,006,477.00	0.00%
	-	3,445,189.00	3,445,189.00	49,745,701.00	46,300,512.00	6.93%
<b>FUND TOTAL</b>	<b>\$ -</b>	<b>\$ 3,445,189.00</b>	<b>\$ 3,445,189.00</b>	<b>\$ 57,766,613.00</b>	<b>\$ 54,321,424.00</b>	<b>5.96%</b>
<b>RESOURCE CONNECTION (511)</b>						
Non-Departmental Resource Connection	-	-	-	460,000.00	460,000.00	0.00%
	136,421.72	324,990.49	461,412.21	2,804,493.00	2,343,080.79	16.45%
<b>FUND TOTAL</b>	<b>\$ 136,421.72</b>	<b>\$ 324,990.49</b>	<b>\$ 461,412.21</b>	<b>\$ 3,264,493.00</b>	<b>\$ 2,803,080.79</b>	<b>14.13%</b>
<b>OIL &amp; GAS ROYALTY (512)</b>						
Non-Departmental Resource Connection	-	-	-	1,087,100.00	1,087,100.00	0.00%
	4,405.01	30,286.00	34,691.01	324,578.00	289,886.99	10.69%
<b>FUND TOTAL</b>	<b>\$ 4,405.01</b>	<b>\$ 30,286.00</b>	<b>\$ 34,691.01</b>	<b>\$ 1,411,678.00</b>	<b>\$ 1,376,986.99</b>	<b>2.46%</b>
<b>SELF INSURANCE (615)</b>						
Self Insurance	11,355.63	4,529.96	15,885.59	669,557.00	653,671.41	2.37%
<b>FUND TOTAL</b>	<b>\$ 11,355.63</b>	<b>\$ 4,529.96</b>	<b>\$ 15,885.59</b>	<b>\$ 669,557.00</b>	<b>\$ 653,671.41</b>	<b>2.37%</b>
<b>SELF INSURANCE RESERVE (616)</b>						
Self Insurance	-	-	-	3,069,632.00	3,069,632.00	0.00%
<b>FUND TOTAL</b>	<b>\$ -</b>	<b>\$ -</b>	<b>\$ -</b>	<b>\$ 3,069,632.00</b>	<b>\$ 3,069,632.00</b>	<b>0.00%</b>

**TARRANT COUNTY, TEXAS  
BUDGET REPORT  
FOR THE ONE (1) MONTH ENDED 10/31/2009**

	<u>CURRENT MONTH EXPENDITURES</u>	<u>ENCUMBRANCES AND COMMITMENTS</u>	<u>TOTAL EXPENDITURES ENCUMBRANCES &amp; COMMITMENTS</u>	<u>TOTAL BUDGET</u>	<u>UNEXPENDED BUDGET</u>	<u>% BUDGET USED</u>
<b>WORKERS COMPENSATION (619)</b>						
Self Insurance	206,705.56	-	206,705.56	7,290,531.00	7,083,825.44	2.84%
FUND TOTAL	<u>\$ 206,705.56</u>	<u>\$ -</u>	<u>\$ 206,705.56</u>	<u>\$ 7,290,531.00</u>	<u>\$ 7,083,825.44</u>	<u>2.84%</u>
<b>COUNTY CLERK PROFESSIONAL LIABILITY (621)</b>						
County Clerk	-	-	-	669,214.00	669,214.00	0.00%
FUND TOTAL	<u>\$ -</u>	<u>\$ -</u>	<u>\$ -</u>	<u>\$ 669,214.00</u>	<u>\$ 669,214.00</u>	<u>0.00%</u>
<b>DISTRICT CLERK PROFESSIONAL LIABILITY (622)</b>						
District Clerk	-	-	-	773,064.00	773,064.00	0.00%
FUND TOTAL	<u>\$ -</u>	<u>\$ -</u>	<u>\$ -</u>	<u>\$ 773,064.00</u>	<u>\$ 773,064.00</u>	<u>0.00%</u>
<b>EMPLOYEE INSURANCE (651)</b>						
Non-Departmental Self Insurance	31,100.71 5,053,224.61	60,552.00 -	91,652.71 5,053,224.61	425,000.00 69,586,838.00	333,347.29 64,533,613.39	21.57% 7.26%
FUND TOTAL	<u>\$ 5,084,325.32</u>	<u>\$ 60,552.00</u>	<u>\$ 5,144,877.32</u>	<u>\$ 70,011,838.00</u>	<u>\$ 64,866,960.68</u>	<u>7.35%</u>
<b>DA RESTITUTION COLLECTION FEE (D62)</b>						
District Attorney	-	-	-	103,760.00	103,760.00	0.00%
FUND TOTAL	<u>\$ -</u>	<u>\$ -</u>	<u>\$ -</u>	<u>\$ 103,760.00</u>	<u>\$ 103,760.00</u>	<u>0.00%</u>
<b>DA LAW ENFORCEMENT (D87)</b>						
District Attorney	159,337.80	133,484.86	292,822.66	1,964,000.00	1,671,177.34	14.91%
FUND TOTAL	<u>\$ 159,337.80</u>	<u>\$ 133,484.86</u>	<u>\$ 292,822.66</u>	<u>\$ 1,964,000.00</u>	<u>\$ 1,671,177.34</u>	<u>14.91%</u>
<b>SHERIFFS INMATE COMMISSARY (S87)</b>						
Sheriff - Confinement	59,707.04	18,476.85	78,183.89	1,357,133.00	1,278,949.11	5.76%
FUND TOTAL	<u>\$ 59,707.04</u>	<u>\$ 18,476.85</u>	<u>\$ 78,183.89</u>	<u>\$ 1,357,133.00</u>	<u>\$ 1,278,949.11</u>	<u>5.76%</u>
<b>SHERIFF ECONOMIC CRIME (S94)</b>						
Sheriff	-	-	-	7,569.00	7,569.00	0.00%
FUND TOTAL	<u>\$ -</u>	<u>\$ -</u>	<u>\$ -</u>	<u>\$ 7,569.00</u>	<u>\$ 7,569.00</u>	<u>0.00%</u>
<b>SHERIFF FEDERAL FORFEITURE-TREASURY (S95)</b>						
Sheriff	-	-	-	24,351.00	24,351.00	0.00%
FUND TOTAL	<u>\$ -</u>	<u>\$ -</u>	<u>\$ -</u>	<u>\$ 24,351.00</u>	<u>\$ 24,351.00</u>	<u>0.00%</u>
<b>SHERIFF FEDERAL FORFEITURE-NON DEA (S96)</b>						
Sheriff	32.99	2,894.48	2,927.47	57,459.00	54,531.53	5.09%
FUND TOTAL	<u>\$ 32.99</u>	<u>\$ 2,894.48</u>	<u>\$ 2,927.47</u>	<u>\$ 57,459.00</u>	<u>\$ 54,531.53</u>	<u>5.09%</u>

**TARRANT COUNTY, TEXAS  
BUDGET REPORT  
FOR THE ONE (1) MONTH ENDED 10/31/2009**

	<u>CURRENT MONTH EXPENDITURES</u>	<u>ENCUMBRANCES AND COMMITMENTS</u>	<u>TOTAL EXPENDITURES &amp; COMMITMENTS</u>	<u>TOTAL BUDGET</u>	<u>UNEXPENDED BUDGET</u>	<u>% BUDGET USED</u>
<b>SHERIFF FEDERAL FORFEITURE-JUSTICE (S97)</b>						
Sheriff	116.49	6,154.50	6,270.99	57,827.00	51,556.01	10.84%
FUND TOTAL	<u>\$ 116.49</u>	<u>\$ 6,154.50</u>	<u>\$ 6,270.99</u>	<u>\$ 57,827.00</u>	<u>\$ 51,556.01</u>	<u>10.84%</u>
<b>PUBLIC HEALTH (T04)</b>						
Buildings	304.49	2,626.44	2,930.93	307,942.00	305,011.07	0.95%
Public Health	712,945.80	378,243.46	1,091,189.26	10,210,743.00	9,119,553.74	10.69%
<b>T0410-2010 Public Health - Cash Match</b>						
Public Health	-	-	-	90,195.00	90,195.00	0.00%
<b>T0420-2010 Public Health - Op Sub</b>						
Public Health	-	2,916.00	2,916.00	1,444,700.00	1,441,784.00	0.20%
FUND TOTAL	<u>\$ 713,250.29</u>	<u>\$ 383,785.90</u>	<u>\$ 1,097,036.19</u>	<u>\$ 12,053,580.00</u>	<u>\$ 10,956,543.81</u>	<u>9.10%</u>
<b>SECTION 125 FORFEITURES (T05)</b>						
Self Insurance	9,275.24	33,200.00	42,475.24	1,563,961.00	1,521,485.76	2.72%
FUND TOTAL	<u>\$ 9,275.24</u>	<u>\$ 33,200.00</u>	<u>\$ 42,475.24</u>	<u>\$ 1,563,961.00</u>	<u>\$ 1,521,485.76</u>	<u>2.72%</u>
<b>CHILDREN'S HOME FUND (T06)</b>						
Juvenile Services	-	-	-	40,291.00	40,291.00	0.00%
FUND TOTAL	<u>\$ -</u>	<u>\$ -</u>	<u>\$ -</u>	<u>\$ 40,291.00</u>	<u>\$ 40,291.00</u>	<u>0.00%</u>
<b>BAIL BOND BOARD (T07)</b>						
Non-Departmental	-	-	-	27,600.00	27,600.00	0.00%
FUND TOTAL	<u>\$ -</u>	<u>\$ -</u>	<u>\$ -</u>	<u>\$ 27,600.00</u>	<u>\$ 27,600.00</u>	<u>0.00%</u>
<b>TDRPS - TITLE IVE (T08)</b>						
Child Protective Services	143.90	-	143.90	393,260.00	393,116.10	0.04%
FUND TOTAL	<u>\$ 143.90</u>	<u>\$ -</u>	<u>\$ 143.90</u>	<u>\$ 393,260.00</u>	<u>\$ 393,116.10</u>	<u>0.04%</u>
<b>JUVENILE PROBATION DISTRICT (T10)</b>						
Juvenile Services	3,524.80	5,350.00	8,874.80	270,387.00	261,512.20	3.28%
FUND TOTAL	<u>\$ 3,524.80</u>	<u>\$ 5,350.00</u>	<u>\$ 8,874.80</u>	<u>\$ 270,387.00</u>	<u>\$ 261,512.20</u>	<u>3.28%</u>
<b>STOP-SPECIALIZED TREATMENT- OFFENDER (T12)</b>						
Juvenile Services	80,204.13	8,592.66	88,796.79	861,612.00	772,815.21	10.31%
FUND TOTAL	<u>\$ 80,204.13</u>	<u>\$ 8,592.66</u>	<u>\$ 88,796.79</u>	<u>\$ 861,612.00</u>	<u>\$ 772,815.21</u>	<u>10.31%</u>
<b>SLIAG - HUMAN SERVICE (T15)</b>						
Human Services	-	-	-	25,594.00	25,594.00	0.00%
FUND TOTAL	<u>\$ -</u>	<u>\$ -</u>	<u>\$ -</u>	<u>\$ 25,594.00</u>	<u>\$ 25,594.00</u>	<u>0.00%</u>



**TARRANT COUNTY, TEXAS  
BUDGET REPORT  
FOR THE ONE (1) MONTH ENDED 10/31/2009**

	<u>CURRENT MONTH EXPENDITURES</u>	<u>ENCUMBRANCES AND COMMITMENTS</u>	<u>TOTAL EXPENDITURES ENCUMBRANCES &amp; COMMITMENTS</u>	<u>TOTAL BUDGET</u>	<u>UNEXPENDED BUDGET</u>	<u>% BUDGET USED</u>
<b>FWISD - TRUANCY (T19)</b>						
District Attorney	9,772.11	-	9,772.11	124,163.00	114,390.89	7.87%
FUND TOTAL	<u>\$ 9,772.11</u>	<u>\$ -</u>	<u>\$ 9,772.11</u>	<u>\$ 124,163.00</u>	<u>\$ 114,390.89</u>	<u>7.87%</u>
<b>HISTORICAL COMMISSION (T20)</b>						
Historical Commission	-	-	-	5,758.00	5,758.00	0.00%
FUND TOTAL	<u>\$ -</u>	<u>\$ -</u>	<u>\$ -</u>	<u>\$ 5,758.00</u>	<u>\$ 5,758.00</u>	<u>0.00%</u>
<b>HISTORICAL COMMISSION ARCHIVES (T21)</b>						
Historical Commission	-	-	-	31,628.00	31,628.00	0.00%
FUND TOTAL	<u>\$ -</u>	<u>\$ -</u>	<u>\$ -</u>	<u>\$ 31,628.00</u>	<u>\$ 31,628.00</u>	<u>0.00%</u>
<b>CEMETERY FUND (T23)</b>						
Historical Commission	-	-	-	27,361.00	27,361.00	0.00%
FUND TOTAL	<u>\$ -</u>	<u>\$ -</u>	<u>\$ -</u>	<u>\$ 27,361.00</u>	<u>\$ 27,361.00</u>	<u>0.00%</u>
<b>DA JPS CONTRACT (T30)</b>						
District Attorney	46,555.65	-	46,555.65	590,839.00	544,283.35	7.88%
FUND TOTAL	<u>\$ 46,555.65</u>	<u>\$ -</u>	<u>\$ 46,555.65</u>	<u>\$ 590,839.00</u>	<u>\$ 544,283.35</u>	<u>7.88%</u>
<b>EMERGENCY SERVICES DISTRICT (T31)</b>						
Fire Marshal	6,240.04	-	6,240.04	70,000.00	63,759.96	8.91%
FUND TOTAL	<u>\$ 6,240.04</u>	<u>\$ -</u>	<u>\$ 6,240.04</u>	<u>\$ 70,000.00</u>	<u>\$ 63,759.96</u>	<u>8.91%</u>
<b>DIRECT PROGRAM (T34)</b>						
Criminal District Court Support	6,489.39	-	6,489.39	107,501.00	101,011.61	6.04%
FUND TOTAL	<u>\$ 6,489.39</u>	<u>\$ -</u>	<u>\$ 6,489.39</u>	<u>\$ 107,501.00</u>	<u>\$ 101,011.61</u>	<u>6.04%</u>
<b>MEDICAL EXAMINER CONFERENCE (T37)</b>						
Medical Examiner	761.95	201.00	962.95	41,988.00	41,025.05	2.29%
FUND TOTAL	<u>\$ 761.95</u>	<u>\$ 201.00</u>	<u>\$ 962.95</u>	<u>\$ 41,988.00</u>	<u>\$ 41,025.05</u>	<u>2.29%</u>
<b>SICKLE CELL DISEASE PROJECT (T44)</b>						
Public Health	2,456.23	-	2,456.23	2,861.00	404.77	85.85%
FUND TOTAL	<u>\$ 2,456.23</u>	<u>\$ -</u>	<u>\$ 2,456.23</u>	<u>\$ 2,861.00</u>	<u>\$ 404.77</u>	<u>85.85%</u>
<b>MISCELLANEOUS DONATIONS - JUVENILE PROBATION (T52)</b>						
Juvenile Services	-	100.00	100.00	29,716.00	29,616.00	0.34%
FUND TOTAL	<u>\$ -</u>	<u>\$ 100.00</u>	<u>\$ 100.00</u>	<u>\$ 29,716.00</u>	<u>\$ 29,616.00</u>	<u>0.34%</u>

**TARRANT COUNTY, TEXAS  
BUDGET REPORT  
FOR THE ONE (1) MONTH ENDED 10/31/2009**

	<u>CURRENT MONTH EXPENDITURES</u>	<u>ENCUMBRANCES AND COMMITMENTS</u>	<u>TOTAL EXPENDITURES ENCUMBRANCES &amp; COMMITMENTS</u>	<u>TOTAL BUDGET</u>	<u>UNEXPENDED BUDGET</u>	<u>% BUDGET USED</u>
<b>MISCELLANEOUS DONATIONS - HUMAN SERVICES-TXU (T56)</b>						
Human Services	14,970.38	-	14,970.38	265,878.00	250,907.62	5.63%
FUND TOTAL	<u>\$ 14,970.38</u>	<u>\$ -</u>	<u>\$ 14,970.38</u>	<u>\$ 265,878.00</u>	<u>\$ 250,907.62</u>	<u>5.63%</u>
<b>MISCELLANEOUS DONATIONS - HUMAN SERVICES-RELIANT (T5640)</b>						
Human Services	-	-	-	15,000.00	15,000.00	0.00%
FUND TOTAL	<u>\$ -</u>	<u>\$ -</u>	<u>\$ -</u>	<u>\$ 15,000.00</u>	<u>\$ 15,000.00</u>	<u>0.00%</u>
<b>MISCELLANEOUS DONATIONS - HUMAN SERVICES-ONCOR (T5643)</b>						
Human Services	5,991.67	-	5,991.67	64,000.00	58,008.33	9.36%
FUND TOTAL	<u>\$ 5,991.67</u>	<u>\$ -</u>	<u>\$ 5,991.67</u>	<u>\$ 64,000.00</u>	<u>\$ 58,008.33</u>	<u>9.36%</u>
<b>MISCELLANEOUS DONATIONS - HUMAN SERVICES-STREAM (T5644)</b>						
Human Services	2,822.32	-	2,822.32	24,500.00	21,677.68	11.52%
FUND TOTAL	<u>\$ 2,822.32</u>	<u>\$ -</u>	<u>\$ 2,822.32</u>	<u>\$ 24,500.00</u>	<u>\$ 21,677.68</u>	<u>11.52%</u>
<b>MISCELLANEOUS DONATIONS - CPS (T57)</b>						
Child Protective Services	-	-	-	128,682.00	128,682.00	0.00%
FUND TOTAL	<u>\$ -</u>	<u>\$ -</u>	<u>\$ -</u>	<u>\$ 128,682.00</u>	<u>\$ 128,682.00</u>	<u>0.00%</u>
<b>MISCELLANEOUS DONATIONS - HEALTH DEPT (T58)</b>						
Public Health	-	-	-	18,186.00	18,186.00	0.00%
FUND TOTAL	<u>\$ -</u>	<u>\$ -</u>	<u>\$ -</u>	<u>\$ 18,186.00</u>	<u>\$ 18,186.00</u>	<u>0.00%</u>
<b>MISCELLANEOUS DONATIONS - FAMILY COURT SERVICES (T60)</b>						
Domestic Relations	-	-	-	20,295.00	20,295.00	0.00%
FUND TOTAL	<u>\$ -</u>	<u>\$ -</u>	<u>\$ -</u>	<u>\$ 20,295.00</u>	<u>\$ 20,295.00</u>	<u>0.00%</u>
<b>MISCELLANEOUS DONATIONS - CRCG (T61)</b>						
Public Assistance	1,950.00	-	1,950.00	16,016.00	14,066.00	12.18%
FUND TOTAL	<u>\$ 1,950.00</u>	<u>\$ -</u>	<u>\$ 1,950.00</u>	<u>\$ 16,016.00</u>	<u>\$ 14,066.00</u>	<u>12.18%</u>
<b>MISCELLANEOUS DONATIONS - MEMORIAL (T62)</b>						
Peace Officers Memorial	-	-	-	20,124.00	20,124.00	0.00%
FUND TOTAL	<u>\$ -</u>	<u>\$ -</u>	<u>\$ -</u>	<u>\$ 20,124.00</u>	<u>\$ 20,124.00</u>	<u>0.00%</u>

**TARRANT COUNTY, TEXAS  
BUDGET REPORT  
FOR THE ONE (1) MONTH ENDED 10/31/2009**

	<u>CURRENT MONTH EXPENDITURES</u>	<u>ENCUMBRANCES AND COMMITMENTS</u>	<u>TOTAL EXPENDITURES ENCUMBRANCES &amp; COMMITMENTS</u>	<u>TOTAL BUDGET</u>	<u>UNEXPENDED BUDGET</u>	<u>% BUDGET USED</u>
<b>ATTF RENTAL ASSOC DONATION (T65)</b>						
Sheriff	200.00	-	200.00	3,735.00	3,535.00	5.35%
FUND TOTAL	<u>\$ 200.00</u>	<u>\$ -</u>	<u>\$ 200.00</u>	<u>\$ 3,735.00</u>	<u>\$ 3,535.00</u>	<u>5.35%</u>
<b>CONTRACT ELECTIONS (T71)</b>						
Elections Administration	152,992.93	31,271.61	184,264.54	1,514,279.00	1,330,014.46	12.17%
FUND TOTAL	<u>\$ 152,992.93</u>	<u>\$ 31,271.61</u>	<u>\$ 184,264.54</u>	<u>\$ 1,514,279.00</u>	<u>\$ 1,330,014.46</u>	<u>12.17%</u>
<b>ELECTIONS CHAPTER 19 (T73)</b>						
Elections Administration	100.00	-	100.00	326,403.00	326,303.00	0.03%
FUND TOTAL	<u>\$ 100.00</u>	<u>\$ -</u>	<u>\$ 100.00</u>	<u>\$ 326,403.00</u>	<u>\$ 326,303.00</u>	<u>0.03%</u>

