


COUNTY AUDITOR

**TARRANT COUNTY FINANCIAL STATEMENTS
FOR THE MONTH OF AUGUST 2014**



TARRANT COUNTY, TEXAS



TARRANT COUNTY
TARRANT COUNTY ADMINISTRATION BUILDING - ROOM 506
100 E. WEATHERFORD
FORT WORTH, TEXAS 76196-0103
817/884-1205
Fax 817/884-1104

S. RENEE TIDWELL, CPA
COUNTY AUDITOR
rtidwell@tarrantcounty.com

CRAIG MAXWELL
FIRST ASSISTANT COUNTY AUDITOR
cmaxwell@tarrantcounty.com

September 30, 2014

The Honorable District Judges
The Honorable Commissioners Court
Tarrant County, Texas

RE: County Auditor's August 2014 Financial Reports

I herewith submit the financial report of Tarrant County, Texas as of and for the eleven months ending August 31, 2014.

If you have any questions concerning this report or the financial well-being of the County, please call.

Sincerely,


S. Renee Tidwell, CPA
County Auditor

**TARRANT COUNTY, TEXAS
COMBINED BALANCE SHEET
GOVERNMENTAL FUNDS
AS OF 8/31/2014**

<u>COMBINED TOTAL</u>		<u>GENERAL</u>	<u>ROAD & BRIDGE</u>	<u>DEBT SERVICE</u>
ASSETS				
\$328,661,785.51	CASH AND INVESTMENTS	\$108,737,378.87	\$16,480,827.67	\$1,062,002.41
6,592,404.99	TAXES RECEIVABLE (NET)	5,923,144.67	7,180.85	662,079.47
8,837,004.86	OTHER RECEIVABLES (NET)	1,863,628.51	43,879.69	7,974.16
5,127,170.35	FEE OFFICE RECEIVABLE	5,127,170.35	0.00	0.00
10,082,801.65	DUE FROM OTHER FUNDS	10,082,801.65	0.00	0.00
1,660,000.00	LONG TERM RECEIVABLE - TCCC	1,660,000.00	0.00	0.00
1,585,432.52	PREPAID EXPENSES AND INVENTORY	816,828.67	634,186.24	0.00
\$362,546,599.88	TOTAL ASSETS	\$134,210,952.72	\$17,166,074.45	\$1,732,056.04
LIABILITIES AND FUND BALANCE				
LIABILITIES:				
\$9,196,173.86	ACCOUNTS PAYABLE	\$1,370,801.92	\$279,232.32	\$0.00
18,224,706.51	OTHER LIABILITIES	12,308,963.93	527,671.85	0.00
10,082,801.65	DUE TO OTHER FUNDS	0.00	0.00	0.00
9,528,881.88	UNEARNED REVENUE	5,923,144.67	7,180.85	662,079.47
5,127,170.35	UNEARNED REVENUE-FEE OFFICE	5,127,170.35	0.00	0.00
52,159,734.25	TOTAL LIABILITIES	24,730,080.87	814,085.02	662,079.47
FUND BALANCE:				
310,386,865.63	FUND BALANCE	109,480,871.85	16,351,989.43	1,069,976.57
310,386,865.63	TOTAL FUND BALANCE	109,480,871.85	16,351,989.43	1,069,976.57
\$362,546,599.88	TOTAL LIABILITIES AND FUND BALANCE	\$134,210,952.72	\$17,166,074.45	\$1,732,056.04

CAPITAL PROJECTS	GRANT FUNDS	OTHER GOVERNMENTAL FUNDS
\$157,404,412.65	\$8,408,757.12	\$36,568,406.79
0.00	0.00	0.00
279,761.86	6,552,390.51	89,370.13
0.00	0.00	0.00
0.00	0.00	0.00
0.00	0.00	0.00
18,803.82	67,453.45	48,160.34
\$157,702,978.33	\$15,028,601.08	\$36,705,937.26

\$6,069,240.47	\$1,218,211.98	\$258,687.17
6,099.48	1,437,346.69	3,944,624.56
0.00	9,436,565.52	646,236.13
0.00	2,936,476.89	0.00
0.00	0.00	0.00
6,075,339.95	15,028,601.08	4,849,547.86
151,627,638.38	0.00	31,856,389.40
151,627,638.38	0.00	31,856,389.40
\$157,702,978.33	\$15,028,601.08	\$36,705,937.26

TARRANT COUNTY, TEXAS
COMBINED STATEMENT OF REVENUES AND EXPENDITURES
AND CHANGES IN FUND BALANCE
GOVERNMENTAL FUNDS
FOR THE ELEVEN (11) MONTHS ENDED 8/31/2014

<u>COMBINED TOTAL</u>		<u>GENERAL</u>	<u>ROAD & BRIDGE</u>	<u>DEBT SERVICE</u>
	REVENUES:			
\$335,761,558.51	TAXES, LICENSES AND PERMITS	\$300,838,107.80	\$1,096.06	\$34,872,360.10
75,442,936.75	FEEES OF OFFICE	48,949,331.00	16,780,505.44	0.00
5,481,037.06	FINES	5,481,037.06	0.00	0.00
103,703,128.74	INTERGOVERNMENTAL	17,679,723.56	32,182.58	0.00
1,035,522.58	INVESTMENT INCOME	508,780.09	35,246.01	32,601.34
13,585,918.90	MISCELLANEOUS	7,385,005.70	1,803,839.55	1,209.06
<u>535,010,102.54</u>	TOTAL REVENUES	<u>380,841,985.21</u>	<u>18,652,869.64</u>	<u>34,906,170.50</u>
	EXPENDITURES:			
	CURRENT:			
102,864,859.94	GENERAL GOVERNMENT	92,291,376.27	2,706,280.24	0.00
107,815,746.40	PUBLIC SAFETY	102,958,580.60	0.00	0.00
137,360,457.02	JUDICIAL	123,830,606.84	0.00	0.00
68,539,989.82	COMMUNITY SERVICES	4,883,236.11	0.00	0.00
18,115,883.52	TRANSPORTATION	0.00	17,916,776.17	0.00
61,436,741.69	CAPITAL/CONSTRUCTION	49,185.00	0.00	0.00
34,322,130.16	DEBT SERVICE	0.00	0.00	34,322,130.16
<u>530,455,808.55</u>	TOTAL EXPENDITURES	<u>324,012,984.82</u>	<u>20,623,056.41</u>	<u>34,322,130.16</u>
4,554,293.99	EXCESS (DEFICIT) OF REVENUES OVER EXPENDITURES	56,829,000.39	(1,970,186.77)	584,040.34
	OTHER FINANCING SOURCES (USES):			
26,310,851.33	OPERATING TRANSFERS IN	596,493.38	2,519,965.25	0.00
(26,810,851.33)	OPERATING TRANSFERS OUT	(26,073,102.34)	0.00	0.00
4,054,293.99	EXCESS (DEFICIT) OF REVENUES AND OPERATING TRANSFERS OVER EXPENDITURES	31,352,391.43	549,778.48	584,040.34
	FUND BALANCES:			
<u>306,332,571.64</u>	BEGINNING OF PERIOD	<u>78,128,480.42</u>	<u>15,802,210.95</u>	<u>485,936.23</u>
<u>\$310,386,865.63</u>	END OF PERIOD	<u>\$109,480,871.85</u>	<u>\$16,351,989.43</u>	<u>\$1,069,976.57</u>

<u>CAPITAL PROJECTS</u>	<u>GRANT FUNDS</u>	<u>OTHER GOVERNMENTAL FUNDS</u>
\$0.00	\$0.00	\$49,994.55
0.00	880,941.04	8,832,159.27
0.00	0.00	0.00
0.00	63,667,151.74	22,324,070.86
383,996.11	17,488.88	57,410.15
<u>634,982.13</u>	<u>444,186.90</u>	<u>3,316,695.56</u>
1,018,978.24	65,009,768.56	34,580,330.39
0.00	2,677,452.66	5,189,750.77
0.00	3,320,171.13	1,536,994.67
0.00	9,932,114.55	3,597,735.63
0.00	46,392,665.08	17,264,088.63
0.00	199,107.35	0.00
57,718,657.42	2,488,257.79	1,180,641.48
<u>0.00</u>	<u>0.00</u>	<u>0.00</u>
<u>57,718,657.42</u>	<u>65,009,768.56</u>	<u>28,769,211.18</u>
(56,699,679.18)	0.00	5,811,119.21
22,153,137.09	141,255.61	900,000.00
<u>0.00</u>	<u>(141,255.61)</u>	<u>(596,493.38)</u>
(34,546,542.09)	0.00	6,114,625.83
<u>186,174,180.47</u>	<u>0.00</u>	<u>25,741,763.57</u>
<u>\$151,627,638.38</u>	<u>\$0.00</u>	<u>\$31,856,389.40</u>

TARRANT COUNTY, TEXAS
STATEMENT OF NET ASSETS
PROPRIETARY FUNDS
AS OF 8/31/2014

<u>COMBINED TOTAL</u>		<u>ENTERPRISE</u>	<u>INTERNAL SERVICE</u>
	ASSETS		
\$23,324,532.15	CASH AND INVESTMENTS	\$2,202,090.81	\$21,122,441.34
65,833.71	OTHER RECEIVABLES (NET)	38,041.44	27,792.27
152,338.26	PREPAID EXPENSES AND INVENTORY	5,338.26	147,000.00
<u>4,597,785.54</u>	FIXED ASSETS (NET)	<u>4,597,785.54</u>	<u>0.00</u>
<u>\$28,140,489.66</u>	TOTAL ASSETS	<u>\$6,843,256.05</u>	<u>\$21,297,233.61</u>
	LIABILITIES AND NET ASSETS		
	LIABILITIES:		
\$792,153.44	ACCOUNTS PAYABLE	\$27,702.79	\$764,450.65
9,833,193.77	OTHER LIABILITIES	34,608.46	9,798,585.31
49,525.28	DEFERRED REVENUE	0.00	49,525.28
<u>122,969.52</u>	COMPENSATED ABSENCES	<u>122,969.52</u>	<u>0.00</u>
10,797,842.01	TOTAL LIABILITIES	185,280.77	10,612,561.24
	NET ASSETS:		
<u>17,342,647.65</u>	NET ASSETS	<u>6,657,975.28</u>	<u>10,684,672.37</u>
<u>17,342,647.65</u>	TOTAL NET ASSETS	<u>6,657,975.28</u>	<u>10,684,672.37</u>
<u>\$28,140,489.66</u>	TOTAL LIABILITIES AND NET ASSETS	<u>\$6,843,256.05</u>	<u>\$21,297,233.61</u>

**TARRANT COUNTY, TEXAS
 COMBINED STATEMENT OF REVENUES, EXPENSES
 AND CHANGES IN FUND NET POSITION
 PROPRIETARY FUNDS
 FOR THE ELEVEN (11) MONTHS ENDED 8/31/2014**

COMBINED TOTAL		ENTERPRISE	INTERNAL SERVICE
	OPERATING REVENUES:		
\$2,919,090.66	BUILDING RENTALS	\$2,919,090.66	\$0.00
16,185,225.97	USER FEES	0.00	16,185,225.97
49,789,485.25	COUNTY CONTRIBUTIONS	0.00	49,789,485.25
883,701.01	OTHER REVENUES	292,567.47	591,133.54
69,777,502.89	TOTAL OPERATING REVENUES	3,211,658.13	66,565,844.76
	OPERATING EXPENSES:		
954,326.73	PERSONNEL	954,326.73	0.00
1,585,941.29	BUILDING AND EQUIPMENT	1,549,970.81	35,970.48
339,379.27	DEPRECIATION AND AMORTIZATION	339,379.27	0.00
54,021,130.77	SELF INSURANCE CLAIMS	0.00	54,021,130.77
5,429,524.36	INSURANCE PREMIUMS	27,166.73	5,402,357.63
2,765,076.21	ADMINISTRATION	0.00	2,765,076.21
836,659.92	OTHER EXPENSES	128,447.84	708,212.08
65,932,038.55	TOTAL OPERATING EXPENSES	2,999,291.38	62,932,747.17
3,845,464.34	OPERATING INCOME (LOSS)	212,366.75	3,633,097.59
	NON-OPERATING REVENUE (EXPENSE):		
45,846.26	INTEREST INCOME	4,095.95	41,750.31
3,891,310.60	NET INCOME (LOSS) BEFORE TRANSFERS	216,462.70	3,674,847.90
	OPERATING TRANSFERS:		
600,000.00	OPERATING TRANSFERS IN	0.00	600,000.00
(100,000.00)	OPERATING TRANSFERS OUT	0.00	(100,000.00)
4,391,310.60	NET INCOME (LOSS)	216,462.70	4,174,847.90
	NET POSITION:		
12,951,337.05	BEGINNING OF PERIOD	6,441,512.58	6,509,824.47
\$17,342,647.65	END OF PERIOD	\$6,657,975.28	\$10,684,672.37

**TARRANT COUNTY, TEXAS
COMBINED BALANCE SHEET
AGENCY FUNDS
AS OF 8/31/2014**

<u>COMBINED TOTAL</u>		<u>PAYROLL CLEARING</u>	<u>FEE OFFICE</u>
	ASSETS		
\$58,772,831.54	CASH AND INVESTMENTS	\$3,986,381.62	\$54,786,449.92
58,270.70	OTHER RECEIVABLES	58,270.70	0.00
157,852,652.22	FEE OFFICE RECEIVABLE	0.00	157,852,652.22
<u>62,822,085.49</u>	RESTRICTED ASSETS	<u>0.00</u>	<u>62,822,085.49</u>
<u>\$279,505,839.95</u>	TOTAL ASSETS	<u>\$4,044,652.32</u>	<u>\$275,461,187.63</u>
	LIABILITIES AND FUND BALANCE		
\$5,169.38	ACCOUNTS PAYABLE	\$5,169.38	\$0.00
<u>279,500,670.57</u>	OTHER LIABILITIES	<u>4,039,482.94</u>	<u>275,461,187.63</u>
<u>\$279,505,839.95</u>	TOTAL LIABILITIES AND FUND BALANCE	<u>\$4,044,652.32</u>	<u>\$275,461,187.63</u>

TARRANT COUNTY, TEXAS
NOTES TO COMBINED FINANCIAL STATEMENTS
FOR THE ELEVEN (11) MONTHS ENDED 8/31/2014

I. SUMMARY OF SIGNIFICANT ACCOUNTING POLICIES:

Reporting Entity

The accompanying financial statements reflect the funds and accounts of the financial reporting entity Tarrant County, Texas (the "County"), as of August 2014 and for the eleven months then ended. Other components of the County not included in the accompanying financial statements include, Tarrant County Hospital District, Tarrant County Mental Health and Mental Retardation Services, Tarrant County Industrial Development Corporation, Tarrant County Health Facilities Development Corporation, Tarrant County Cultural Education Facilities Finance Corporation, and Tarrant County Housing Financing Corporation. These components are technically a part of the "reporting entity" because of the budgetary oversight responsibility by the Commissioners' Court of Tarrant County. These components however are unrelated to the financial condition and results of operations of the County, and have been excluded from the accompanying financial statements. Separate financial statements of these entities are available upon request.

Revenue Recognition

Revenue is generally recognized on the modified accrual basis. Under this method of accounting, revenues are recognized when susceptible to accrual, i.e., both measurable and available. The primary revenue sources susceptible to accrual are property taxes, fines and fees due to fee offices which are recognized as unearned revenue until cash is received. Other sources are generally not measurable until received in cash.

Expenditure Recognition

Expenditures are recorded when incurred. Expenditures for principal and interest on long-term debt are recorded when due. The accrual basis of accounting is utilized in the proprietary funds. Encumbrances are not included as expenditures.

Budget Basis Reporting

The budget is prepared utilizing a modified cash basis of accounting, with adjustments for encumbrances, as allowed by state statutes. Budget basis information is presented in the accompanying "Budgetary Information" section at a summary level. Budget information at the legal level of control is available upon request.

Investment Income Allocation

To maximize investment earnings on "idle" cash and cash equivalents, a "pooled cash" concept is utilized. Under this concept nearly all deposits are maintained in the same bank account and are invested on a daily basis. Generally, interest earnings are allocated to each fund based on the funds relative percentage of the total pool.

Compensated Absences

Accumulated unpaid vacation leave and vested sick pay have been recorded in the Enterprise Fund for the Resource Connection. An additional amount has been accrued for salary related payments associated with the payment of compensated absences. The amount of compensated absences for the remaining governmental funds is \$39,332,493 which is reported in the comprehensive annual financial report.

Incurred But Not Reported

Included in the "Other Liabilities" of the Internal Service fund's Employee Benefits is \$2,800,000 of incurred but not reported medical and drug claims.

TARRANT COUNTY, TEXAS
NOTES TO COMBINED FINANCIAL STATEMENTS
FOR THE ELEVEN (11) MONTHS ENDED 8/31/2014

II. BASIS OF PRESENTATION:

The accounts of the County are organized and operated on the basis of funds, each of which is considered a separate accounting entity. Government resources are allocated to and accounted for in individual funds based on the purpose for which they are to be spent and the means by which spending activities are controlled.

Funds are classified into three categories: Governmental, Proprietary and Fiduciary. Each category is divided into separate fund types. The following fund types are used by the County.

Governmental Funds: Used to account for all or most of a government's general activity.

General Fund – used to account for the general operations of the County.

Road and Bridge Fund – used to account for the collection and expenditure of those monies designated to be spent for acquisition, construction and maintenance of county roads and bridges.

Debt Service Fund – used to account for accumulation of resources and for the payment of general long-term debt principal, interest, and related costs.

Capital Projects Funds – used to account for financial resources to be used for the acquisition and/or construction of major capital facilities.

Grant Funds – used to account for the activities conducted under the many grant agreements between the County and various state and federal organizations.

Other Governmental Funds – used to account for specific revenue sources which are legally restricted to expenditures for specified purposes.

Proprietary Funds: Used to account for operations that are financed in a manner similar to those in the private sector, where the determination of net income is appropriate for sound financial administration.

Enterprise Fund – used to account for operations that are financed and operated in a manner similar to private enterprise where the County's intent is to provide goods or services to the public on a continuing basis financed primarily through user charges. The County operates two enterprise funds, the Resource Connection and Oil and Gas Royalty.

Internal Service Funds – used to account for the various self-insurance activities for the County.

Fiduciary Funds: Used to account for assets held by the County in a trustee or agency capacity for others and therefore cannot be used to support the government's own programs. The County has two fiduciary agency funds: Payroll Clearing and Fee Office funds. The Fee Office fund accounts for monies still in the custody of the fee officers. It includes tax collections in behalf of other taxing jurisdictions and restricted assets of court ordered trust funds administered by the County Clerk and District Clerk.

**TARRANT COUNTY, TEXAS
NOTES TO COMBINED FINANCIAL STATEMENTS
FOR THE ELEVEN (11) MONTHS ENDED 8/31/2014**

III. NEGATIVE CASH BALANCES:

The following funds have negative cash balances at the balance sheet date. This occurs when expenditures exceed revenue collection. The General Fund has advanced money to these Funds thereby, allowing for continued operation of the related programs. These advances by the General Fund have been reflected in the accompanying combined balance sheet as Due from other funds. The advances also represent a loss of investment earnings to the General Fund and are not a reimbursable item by the grantor under reimbursing grant agreements.

Most negative cash balances arise in the County's reimbursing grant programs. These programs require the payment of expenditures prior to the reimbursement by the grantor. These cash deficits have existed for years and do not create any major concerns. However, this information is helpful to the reader of the financial statements to provide a fuller understanding of the details of County operations.

<u>FUND</u>	<u>DEFICIT</u>
F0025 DHHS-RYAN WHITE TITLE IV PART D - WIC	\$ 87,535.74
F0027 RYAN WHITE PART C - OUTPATIENT EIS PROGRAM	102,723.68
F0028 RYAN WHITE HIV/AIDS TREATMENT MODERNIZATION ACT	588,701.87
F0032 RYAN WHITE PART B	278,312.76
F0033 SURVEILLANCE	5,703.36
F0035 HIV PREVENTION	50,522.04
F0037 HIV / H.O.P.W.A.	9,263.06
F0038 STD/HIV OPER	200,264.67
F0040 TDFPS-COMMUNITY YOUTH DEVELOPMENT	98,897.87
F0042 BIOTERRORISM PREPAREDNESS - LAB	28,379.70
F0043 BIOTERRORISM FORMULA	182,324.89
F0044 DSHS-C.R.I - CITIES READINESS INITIATIVE	40,703.78
F0045 TB/PC-TB CONTROL & PREVENTION (CLINIC)	140,406.14
F0046 TUBERCULOSIS - PREVENTION AND CONTROL	153,864.65
F0047 REFUGEE HEALTH	177,754.20
F0051 IMMUNIZATIONS	176,324.12
F0060 WIC CARD PARTICIPATION	1,877,612.76
F0062 ESSENTIAL HEALTH SERVICES OF PUBLIC HEALTH PRACTICE	74,496.02
F0066 LABORATORY RESPONSE NETWORK-HPP	3,797.45
F0073 FOODBORNE ILLNESS SURVEILLANCE & INVESTIGATION	1,217.81
F0093 NURSE FAMILY PARTNERSHIP GRANT	44,205.75
F0095 CDC-UNTHSC-TUBERCULOSIS EPIDEMIOLOGIC RESEARCH	38,991.41
G0008 CJD - FAMILY DRUG COURT	9,460.19
G0012 VETERANS COURT PROGRAM	30,877.91
G0018 CJD-REACHING INDEPENDENCE THROUGH SELF EMPOWER	21,015.03

**TARRANT COUNTY, TEXAS
NOTES TO COMBINED FINANCIAL STATEMENTS
FOR THE ELEVEN (11) MONTHS ENDED 8/31/2014**

III. NEGATIVE CASH BALANCES (CONT'D):

<u>FUND</u>	<u>DEFICIT</u>
G0061 LIFESKILLS TRAINING	\$ 13,066.66
G0062 FIRST OFFENDER PROGRAM	15,456.00
G0065 VICTIMS ASSISTANCE GRANT-VOCA	12,691.28
G0081 VAWA - PROTECTIVE ORDER UNIT	17,938.47
G0082 CJD-DA BILINGUAL VICTIM ASSISTANCE COORDINATOR	10,370.40
G0084 D.I.R.E.C.T. PROGRAM	49,873.32
G0085 MENTAL HEALTH DIVERSION COURT PROGRAM	14,194.22
G0089 FELONY ALCOHOL INTERVENTION PROGRAM (CJD)	20,052.99
G0090 DOMESTIC VIOLENCE INTERVENTION PROGRAM - PRETRIAL	26,741.34
G0092 CJD-CSCD STATE DRUG COURT TRAINING	21,510.00
H0001 COMMUNITY DEVELOPMENT SALARY ALLOCATION FUND	9,647.63
H0041 HOME ADMINISTRATIVE FUNDS	212,589.95
H0042 COMMUNITY DEVELOPMENT BLOCK GRANT ADMIN	936,570.69
H0061 HOUSING OPPORTUNITIES FOR PERSONS WITH AIDS (HOPWA)	23,069.92
H0071 EMERGENCY SHELTER PROGRAM	20,337.83
H0500 SUPPORTIVE HOUSING PROGRAM	917,124.80
L0016 CSCD HONEST OPPORTUNITY PROBATION W/ ENFORCEMENT	26,307.42
M0008 CITY OF FORT WORTH-JAG (MENTAL HEALTH LIAISON)	31,780.29
M0010 ADULT DRUG COURT- JAG	14,093.76
M0014 ACCESS AND VISITATION GRANT	10,150.00
M0022 AUTO THEFT TASK FORCE	167,981.69
M0034 TEXAS HISTORICAL COMMISSION-EDUCATIONAL TRAINING	750.00
M0040 HOMELAND SECURITY GRANT PROGRAM	114,807.42
M0044 TXDOT COURTESY PATROL PROGRAM	416,401.78
M0066 TXDOT-TRAFFIC SAFETY FOR EXPANSION OF THE DWI NO REFUSAL	7,380.00
M0201 TRANSPORTATION INFRASTRUCTURE - MORRIS DIDO	1,991.07
M0202 TRANSPORTATION INFRASTRUCTURE - SILVER CREEK AZLE P-1	192,951.58
P0011 TJJJ-STATE FINANCIAL ASSISTANCE	426,884.99
P0016 TJJJ-SPECIAL NEEDS DIVERSIONARY PROGRAM	42,350.65
P0027 TJJJ-JJAEP	695,975.80
P0029 TJJJ-PREVENTION & INTERVENTION PROJECT -TRUANCY	28,165.09
R0013 HUD SECTION 8 HOUSING VOUCHERS	500,297.20
R0032 SHELTER PLUS CARE	13,704.42
SUB-TOTAL GRANTS	<u>9,436,565.52</u>
G1100 8th ADMIN JUDICIAL REGION	267.62
T3100 TC EMERGENCY SERVICES DISTRICT #1	10,315.10
T3300 CSCD BOND SUPERVISION UNIT	39,652.22
T4400 SICKLE CELL DISEASE	1,071.60
T7100 CONTRACT ELECTIONS	591,975.14
T7300 ELECTIONS CHAPTER 19	2,954.45
	<u>\$ 10,082,801.65</u>

**TARRANT COUNTY, TEXAS
NOTES TO COMBINED FINANCIAL STATEMENTS
FOR THE ELEVEN (11) MONTHS ENDED 8/31/2014**

IV. CAPITAL ASSETS:

A summary of the Governmental Funds' capital assets follows:

	<u>Balance</u> <u>October 1, 2013</u>	<u>Additions</u>	<u>Disposals/ Adjustments</u>	<u>Balance</u> <u>August 31, 2014</u>
Land and land improvements	\$ 54,002,573.15	\$ 206,667.90	\$ (150,000.00)	\$ 54,059,241.05
Building and improvements	388,779,053.51	153,221.50	(2,890,730.00)	386,041,545.01
Construction in progress	42,615,264.07	36,089,892.38	(302,623.20)	78,402,533.25
Fixed equipment	113,209,825.76	5,488,008.31	(3,323,795.74)	115,374,038.33
Infrastructure	100,963,021.39			100,963,021.39
	<u>\$ 699,569,737.88</u>	<u>\$ 41,937,790.09</u>	<u>\$ (6,667,148.94)</u>	<u>\$ 734,840,379.03</u>

V. SCHEDULE OF OUTSTANDING BONDED DEBT:

	<u>AMOUNT</u>	<u>INTEREST RATES</u>
2005 - Limited Tax Refunding Bonds	\$ 8,055,000	5.00%
2006 - General Obligation	57,290,000	4.50% to 5.00%
2007 - General Obligation	39,420,000	5.00% to 5.25%
2008 - General Obligation	83,690,000	4.00% to 5.00%
2010 - Limited Tax Refunding & Improvement Bonds	59,085,000	4.00% to 5.00%
2013 - Limited Tax Refunding & Improvement Bonds	70,280,000	2.00% to 5.00%
Total Outstanding Bonded Debt	<u>\$ 317,820,000</u>	

Arbitrage provisions of the Internal Revenue Tax Act of 1986 require the County to rebate excess arbitrage earnings from bond proceeds to the federal government. This amount was estimated to be \$6,099.48 as of September 30, 2013.

VI. FEE OFFICE FINANCIAL STATUS:

These financial statements reflect financial balances as of the date indicated below for the fee offices of the County:

<u>OFFICE</u>	<u>AS OF</u>	<u>OFFICE</u>	<u>AS OF</u>
Tax Assessor/Collector	June 30, 2014	Child Support	July 31, 2014
County Clerk	July 31, 2014	Child Support – Trust	July 31, 2014
Sheriff	July 31, 2014	Justice of Peace 1	July 31, 2014
Constable 1	July 31, 2014	Justice of Peace 2	July 31, 2014
Constable 2	July 31, 2014	Justice of Peace 3	July 31, 2014
Constable 3	July 31, 2014	Justice of Peace 4	July 31, 2014
Constable 4	July 31, 2014	Justice of Peace 5	July 31, 2014
Constable 5	July 31, 2014	Justice of Peace 6	July 31, 2014
Constable 6	July 31, 2014	Justice of Peace 7	July 31, 2014
Constable 7	July 31, 2014	Justice of Peace 8	July 31, 2014
Constable 8	July 31, 2014	Community Supervision	
District Attorney	July 31, 2014	& Corrections	July 31, 2014
District Clerk	July 31, 2014	Domestic Relations	July 31, 2014

**TARRANT COUNTY, TEXAS
NOTES TO COMBINED FINANCIAL STATEMENTS
FOR THE ELEVEN (11) MONTHS ENDED 8/31/2014**

VII. CONTINGENCIES:

The County is self-insured for workers' compensation, automobile bodily injury and property damage, comprehensive general liability and all self-insured retentions for existing policies. At July 31, 2014, \$6,981,723 has been accrued, based on an actuarial assessment, to provide for potential losses resulting from pending or threatened litigation, asserted claims and claims incurred but not reported.

VIII. INVESTMENTS:

All investment securities are purchased on the basis of "Delivery vs. Payment" and are held at JPMorgan Chase Bank – New York by the Safekeeping Department in a segregated account in the name of Tarrant County. "Delivery vs. Payment" means that the County's money is not released until the securities are delivered to the Safekeeping Department.

All securities held and transactions executed during the period conform to the requirements of the Government Code Section 2256, The Public Funds Investment Act, and the Tarrant County Investment Policy, as adopted by the Commissioners Court on November 26, 2013.

<u>DESCRIPTION</u>	<u>PAR</u>	<u>PURCHASE DATE</u>	<u>MATURITY DATE</u>	<u>BOOK VALUE</u>	<u>MARKET VALUE</u>
FNMA 0.50%					
qtrly. call 11/20/14	\$ 10,000,000	8/21/2014	5/20/2016	\$ 10,003,863	\$ 10,003,863
FHLB 0.85%					
one time call 2/27/15	10,000,000	8/27/2014	2/27/2017	9,990,385	9,990,385
			Average Rate		
JPMorgan Chase Savings			0.30%	170,697,127	170,697,127
JPMorgan Chase Savings II			0.30%	30,174,845	30,174,845
JPMorgan Chase Checking			0.30%	90,329,755	90,329,755
Lone Star Investment Pool			0.05%	19,907,205	19,907,205
Texas CLASS Investment Pool			0.10%	1,357,600	1,357,600
TexStar Investment Pool			0.04%	10,569,424	10,569,424
LOGIC Investment Pool			0.09%	1,275,863	1,275,863
TexPool Investment Pool			0.04%	17,428,656	17,428,656
TOTAL INVESTMENTS				<u>\$ 361,734,723</u>	<u>\$ 361,734,723</u>

Governmental Accounting Standards Board (GASB) Statement 31 requires that the book value of securities reflect the current market value. The book value of the securities listed above has been decreased by \$20,600 to reflect the current market value at August 31, 2014.

**TARRANT COUNTY, TEXAS
CAPITAL PROJECT FUNDS
FUND DESCRIPTIONS**

FUND 451 - NON-DEBT CAPITAL FUND

This fund was established to account for capital acquisitions funded from County auction proceeds, operating transfers from general fund, gas signing bonuses and gas royalties.

FUND 475 – 1998 BOND ELECTION FUND

This fund was established to account for the expenditure of the proceeds of General Obligation Bonds issued to fund capital acquisitions originally approved by the voters, primarily for the construction of the law center.

FUND 476 – 2006 BOND ELECTION FUND

This fund was established to account for the expenditure of the proceeds of General Obligation Bonds issued to fund capital acquisitions originally approved by the voters.

FUND 477 – 2006 BOND ELECTION-TRANSPORTATION FUND

This fund was established to account for the expenditure of the proceeds of General Obligation Bonds issued to fund transportation projects originally approved by the voters.

**TARRANT COUNTY, TEXAS
COMBINING BALANCE SHEET
CAPITAL PROJECTS FUNDS
AS OF 8/31/2014**

<u>COMBINED TOTAL</u>		<u>NON-DEBT CAPITAL</u>	<u>1998 BOND ELECTION</u>	<u>2006 BOND ELECTION</u>
ASSETS				
\$157,404,412.65	CASH AND INVESTMENTS	\$51,969,643.39	\$101,351.80	\$36,513,131.22
279,761.86	OTHER RECEIVABLES	279,761.86	0.00	0.00
<u>18,803.82</u>	PREPAID EXPENSE	<u>18,803.82</u>	<u>0.00</u>	<u>0.00</u>
<u>\$157,702,978.33</u>	TOTAL ASSETS	<u>\$52,268,209.07</u>	<u>\$101,351.80</u>	<u>\$36,513,131.22</u>
LIABILITIES AND FUND BALANCE				
LIABILITIES:				
\$6,069,240.47	ACCOUNTS PAYABLE	\$3,108,235.69	\$0.00	\$2,383,513.77
<u>6,099.48</u>	OTHER LIABILITIES	<u>230.48</u>	<u>5,869.00</u>	<u>0.00</u>
6,075,339.95	TOTAL LIABILITIES	3,108,466.17	5,869.00	2,383,513.77
FUND BALANCE :				
<u>151,627,638.38</u>	FUND BALANCE	<u>49,159,742.90</u>	<u>95,482.80</u>	<u>34,129,617.45</u>
<u>\$157,702,978.33</u>	TOTAL LIABILITIES AND FUND BALANCE	<u>\$52,268,209.07</u>	<u>\$101,351.80</u>	<u>\$36,513,131.22</u>

**2006
BOND ELECTION
TRANSPORTATION**

\$68,820,286.24
0.00
0.00

\$68,820,286.24

\$577,491.01
0.00

577,491.01

68,242,795.23

\$68,820,286.24

TARRANT COUNTY, TEXAS
COMBINING STATEMENT OF REVENUES AND EXPENDITURES
AND CHANGES IN FUND BALANCE
CAPITAL PROJECTS FUNDS
FOR THE ELEVEN (11) MONTHS ENDED 8/31/2014

<u>COMBINED TOTAL</u>		<u>NON-DEBT CAPITAL</u>	<u>1998 BOND ELECTION</u>	<u>2006 BOND ELECTION</u>
REVENUES:				
\$383,996.11	INVESTMENT INCOME	\$115,894.79	\$0.00	\$109,541.31
<u>634,982.13</u>	MISCELLANEOUS	<u>633,348.88</u>	<u>0.00</u>	<u>0.00</u>
1,018,978.24	TOTAL REVENUES	749,243.67	0.00	109,541.31
EXPENDITURES:				
<u>57,718,657.42</u>	CAPITAL/CONSTRUCTION	<u>25,991,859.51</u>	<u>5,693.30</u>	<u>23,978,714.96</u>
<u>57,718,657.42</u>	TOTAL EXPENDITURES	<u>25,991,859.51</u>	<u>5,693.30</u>	<u>23,978,714.96</u>
(56,699,679.18)	EXCESS (DEFICIT) OF REVENUES OVER EXPENDITURES	(25,242,615.84)	(5,693.30)	(23,869,173.65)
OTHER FINANCING SOURCES (USES):				
<u>22,153,137.09</u>	OPERATING TRANSFERS IN	<u>22,153,137.09</u>	<u>0.00</u>	<u>0.00</u>
(34,546,542.09)	EXCESS (DEFICIT) OF REVENUES AND OPERATING TRANSFERS OVER EXPENDITURES	(3,089,478.75)	(5,693.30)	(23,869,173.65)
FUND BALANCE (DEFICIT):				
<u>186,174,180.47</u>	BEGINNING OF PERIOD	<u>52,249,221.65</u>	<u>101,176.10</u>	<u>57,998,791.10</u>
<u>\$151,627,638.38</u>	END OF PERIOD	<u>\$49,159,742.90</u>	<u>\$95,482.80</u>	<u>\$34,129,617.45</u>

2006
BOND ELECTION
TRANSPORTATION

\$158,560.01
1,633.25

160,193.26

7,742,389.65

7,742,389.65

(7,582,196.39)

0.00

(7,582,196.39)

75,824,991.62

\$68,242,795.23



**TARRANT COUNTY, TEXAS
OTHER GOVERNMENTAL FUNDS
FUND DESCRIPTION**

FUND 241 - LAW LIBRARY FUND

This fund was established, pursuant to State statutes, to account for the collection and expenditure of monies collected in civil cases supporting the Tarrant County Law Library.

FUND 251 - VEHICLE INVENTORY TAX FUND

This fund was established, pursuant to State statutes, to account for any interest earnings generated from the vehicle inventory tax, which the collector shall retain to defray the cost of collecting this tax. The Tax Assessor has discretion over the use of this fund.

RECORDS PRESERVATION FUNDS

These funds were established, pursuant to State statutes, to account for the collection and expenditure of monies collected for the preservation and automation of County records. These funds are further described on page 27.

FUND 242 - EDUCATION FUND

This fund was established, pursuant to State statutes, to account for the collection and expenditure of monies collected to provide for the continuing education of those officials and employees associated with the probate courts and certain law enforcement offices.

FUND T04 - PUBLIC HEALTH FUND

The Tarrant County Hospital District provides funding for the operation of the Tarrant County Health Department in an effort to aggregate the cost of health service to Tarrant County residents. This funding arrangement began in 1999. These costs were previously paid from the County's General fund. This fund also includes the Medicaid 1115 Waiver, this waiver is to enhance access to health care, increase the quality of care, improve the cost-effectiveness of care provided and better serve the health of the patients and their families.

FUND 223 - CONSUMER HEALTH FUND

This fund was established, pursuant to State statutes, to account for the collection of food permit fees and expenditures incurred in connection with issuing permits and conducting inspections.

COURT DESIGNATED FUNDS

These funds were established to account for the collection and expenditures of court ordered fees, pursuant to State statutes. These funds are further described on page 33.

FUNDS (D62-D87) - DISTRICT ATTORNEY CONTRACTS

These funds are used to account for monies collected by the District Attorney which are used in the investigation of criminal activities. These monies consist primarily of fees for bad checks and forfeited monies resulting from narcotics related convictions.

FUNDS (S43-S97) – SHERIFF CONTRACTS

These funds are used to account for monies collected by activities in the Sheriff Department. These activities include fees from operation of the jail commissary which are used for the benefit of the jail inmates. Some of these funds are the custody of the Sheriff. Monies are also collected from forfeitures resulting from narcotics related activities.

FUNDS (T05-T99) – MISCELLANEOUS CONTRACTS

These funds are used to account for monies received by Tarrant County as contributions for specified purposes.

**TARRANT COUNTY, TEXAS
COMBINING BALANCE SHEET
OTHER GOVERNMENTAL FUNDS
AS OF 8/31/2014**

<u>COMBINED TOTAL</u>		<u>LAW LIBRARY</u>	<u>VEHICLE INVENTORY TAX</u>	<u>RECORDS PRESERVATION FUNDS</u>	<u>EDUCATION</u>
ASSETS					
\$36,568,406.79	CASH AND INVESTMENTS	\$491,253.14	\$354,574.44	\$14,545,681.99	\$130,287.78
89,370.13	OTHER RECEIVABLES	3,149.17	0.00	3,147.05	0.00
<u>48,160.34</u>	PREPAID EXPENSES AND INVENTORY	<u>166.67</u>	<u>0.00</u>	<u>5,404.30</u>	<u>0.00</u>
<u>\$36,705,937.26</u>	TOTAL ASSETS	<u>\$494,568.98</u>	<u>\$354,574.44</u>	<u>\$14,554,233.34</u>	<u>\$130,287.78</u>
LIABILITIES AND FUND BALANCE					
LIABILITIES:					
\$258,687.17	ACCOUNTS PAYABLE	\$6,746.50	\$0.00	\$11,037.93	\$1,670.00
3,944,624.56	OTHER LIABILITIES	10,773.99	1,712.89	63,850.85	0.00
646,236.13	DUE TO OTHER FUNDS	0.00	0.00	0.00	0.00
<u>0.00</u>	UNEARNED REVENUE	<u>0.00</u>	<u>0.00</u>	<u>0.00</u>	<u>0.00</u>
4,849,547.86	TOTAL LIABILITIES	17,520.49	1,712.89	74,888.78	1,670.00
FUND BALANCE :					
<u>31,856,389.40</u>	FUND BALANCES	<u>477,048.49</u>	<u>352,861.55</u>	<u>14,479,344.56</u>	<u>128,617.78</u>
<u>\$36,705,937.26</u>	TOTAL LIABILITIES AND FUND BALANCE	<u>\$494,568.98</u>	<u>\$354,574.44</u>	<u>\$14,554,233.34</u>	<u>\$130,287.78</u>

<u>PUBLIC HEALTH</u>	<u>CONSUMER HEALTH</u>	<u>COURT DESIGNATED FUNDS</u>	<u>DISTRICT ATTORNEY CONTRACTS</u>	<u>SHERIFF CONTRACTS</u>	<u>MISCELLANEOUS CONTRACTS</u>
\$10,126,598.72	\$463,988.94	\$2,227,658.34	\$3,413,576.29	\$3,128,500.92	\$1,686,286.23
0.00	0.00	6,312.81	0.00	0.00	76,761.10
15,418.19	0.00	0.00	11,818.00	15,353.18	0.00
<u>\$10,142,016.91</u>	<u>\$463,988.94</u>	<u>\$2,233,971.15</u>	<u>\$3,425,394.29</u>	<u>\$3,143,854.10</u>	<u>\$1,763,047.33</u>
\$129,326.37	\$5,918.57	\$0.00	\$34,045.34	\$37,866.63	\$32,075.83
323,229.02	24,841.03	5,656.31	3,450,007.38	35,054.23	29,498.86
0.00	0.00	0.00	0.00	0.00	646,236.13
0.00	0.00	0.00	0.00	0.00	0.00
452,555.39	30,759.60	5,656.31	3,484,052.72	72,920.86	707,810.82
<u>9,689,461.52</u>	<u>433,229.34</u>	<u>2,228,314.84</u>	<u>(58,658.43)</u>	<u>3,070,933.24</u>	<u>1,055,236.51</u>
<u>\$10,142,016.91</u>	<u>\$463,988.94</u>	<u>\$2,233,971.15</u>	<u>\$3,425,394.29</u>	<u>\$3,143,854.10</u>	<u>\$1,763,047.33</u>

TARRANT COUNTY, TEXAS
COMBINING STATEMENT OF REVENUES AND EXPENDITURES
AND CHANGES IN FUND BALANCE
OTHER GOVERNMENTAL FUNDS
FOR THE ELEVEN (11) MONTHS ENDED 8/31/2014

<u>COMBINED TOTAL</u>		<u>LAW LIBRARY</u>	<u>VEHICLE INVENTORY TAX</u>	<u>RECORDS PRESERVATION FUNDS</u>	<u>EDUCATION</u>
	REVENUES:				
\$49,994.55	TAXES, LICENSES AND PERMITS	\$0.00	\$49,994.55	\$0.00	\$0.00
8,832,159.27	FEES OF OFFICE	1,036,755.52	20,989.57	4,060,357.30	18,060.00
22,324,070.86	INTERGOVERNMENTAL	0.00	0.00	0.00	93,989.61
57,410.15	INVESTMENT INCOME	1,079.20	862.87	29,973.61	0.00
<u>3,316,695.56</u>	MISCELLANEOUS	<u>25,301.24</u>	<u>21.53</u>	<u>2,117.19</u>	<u>0.00</u>
\$34,580,330.39	TOTAL REVENUES	1,063,135.96	71,868.52	4,092,448.10	112,049.61
	EXPENDITURES:				
	CURRENT:				
5,189,750.77	GENERAL GOVERNMENT	0.00	51,196.95	1,762,814.82	0.00
1,536,994.67	PUBLIC SAFETY	0.00	0.00	0.00	40,370.76
3,597,735.63	JUDICIAL	137,269.82	0.00	345,017.81	20,687.20
17,264,088.63	COMMUNITY SERVICES	864,377.53	0.00	0.00	0.00
<u>1,180,641.48</u>	CAPITAL/CONSTRUCTION	<u>0.00</u>	<u>51,413.21</u>	<u>540,561.73</u>	<u>0.00</u>
<u>28,769,211.18</u>	TOTAL EXPENDITURES	<u>1,001,647.35</u>	<u>102,610.16</u>	<u>2,648,394.36</u>	<u>61,057.96</u>
5,811,119.21	EXCESS (DEFICIT) OF REVENUES OVER EXPENDITURES	61,488.61	(30,741.64)	1,444,053.74	50,991.65
	OTHER FINANCING SOURCES (USES):				
900,000.00	OPERATING TRANSFERS IN	0.00	0.00	0.00	0.00
<u>(596,493.38)</u>	OPERATING TRANSFERS OUT	<u>0.00</u>	<u>0.00</u>	<u>0.00</u>	<u>0.00</u>
6,114,625.83	EXCESS (DEFICIT) OF REVENUES AND OPERATING TRANSFERS OVER EXPENDITURES	61,488.61	(30,741.64)	1,444,053.74	50,991.65
	FUND BALANCES:				
<u>25,741,763.57</u>	BEGINNING OF PERIOD	<u>415,559.88</u>	<u>383,603.19</u>	<u>13,035,290.82</u>	<u>77,626.13</u>
<u>\$31,856,389.40</u>	END OF PERIOD	<u>\$477,048.49</u>	<u>\$352,861.55</u>	<u>\$14,479,344.56</u>	<u>\$128,617.78</u>

<u>PUBLIC HEALTH</u>	<u>CONSUMER HEALTH</u>	<u>COURT DESIGNATED FUNDS</u>	<u>DISTRICT ATTORNEY CONTRACTS</u>	<u>SHERIFF CONTRACTS</u>	<u>MISCELLANEOUS CONTRACTS</u>
\$0.00	\$0.00	\$0.00	\$0.00	\$0.00	\$0.00
1,258,230.87	860,395.61	1,492,480.88	39,089.52	0.00	45,800.00
20,431,985.01	0.00	80,000.00	0.00	0.00	1,718,096.24
8,445.56	1,012.62	5,025.43	611.94	6,196.73	4,202.19
5,408.92	0.00	12,616.69	910,101.84	1,447,466.33	913,661.82
<u>21,704,070.36</u>	<u>861,408.23</u>	<u>1,590,123.00</u>	<u>949,803.30</u>	<u>1,453,663.06</u>	<u>2,681,760.25</u>
125,264.33	0.00	394,927.03	0.00	0.00	2,855,547.64
0.00	0.00	0.00	0.00	909,163.05	587,460.86
0.00	0.00	487,919.52	2,116,866.94	0.00	489,974.34
15,077,147.16	890,639.01	100,000.00	0.00	0.00	331,924.93
58,867.41	0.00	98,147.08	283,590.93	114,606.28	33,454.84
<u>15,261,278.90</u>	<u>890,639.01</u>	<u>1,080,993.63</u>	<u>2,400,457.87</u>	<u>1,023,769.33</u>	<u>4,298,362.61</u>
6,442,791.46	(29,230.78)	509,129.37	(1,450,654.57)	429,893.73	(1,616,602.36)
0.00	0.00	0.00	900,000.00	0.00	0.00
0.00	0.00	(511,603.86)	(39,089.52)	0.00	(45,800.00)
6,442,791.46	(29,230.78)	(2,474.49)	(589,744.09)	429,893.73	(1,662,402.36)
<u>3,246,670.06</u>	<u>462,460.12</u>	<u>2,230,789.33</u>	<u>531,085.66</u>	<u>2,641,039.51</u>	<u>2,717,638.87</u>
<u>\$9,689,461.52</u>	<u>\$433,229.34</u>	<u>\$2,228,314.84</u>	<u>(\$58,658.43)</u>	<u>\$3,070,933.24</u>	<u>\$1,055,236.51</u>



**TARRANT COUNTY, TEXAS
RECORDS PRESERVATION FUNDS
FUND DESCRIPTION**

FUND 211 - RECORDS PRESERVATION & AUTOMATION FUND - FILINGS

This fund was established, pursuant to State statutes, to account for the collection and expenditure of monies collected from filing fees to allow for the preservation and automation of County records. The County Clerk has discretion over the use of this fund.

FUND 212 - RECORDS PRESERVATION & AUTOMATION FUND - CONVICTIONS

This fund was established, pursuant to State statutes, to account for the collection and expenditure of monies collected in court for the preservation and automation of County records.

FUND 213 - RECORDS PRESERVATION & RESTORATION FUND

This fund was established, pursuant to State statutes, to account for the collection and expenditure of monies collected from filing fees for the preservation and restoration of County records.

FUND 214 - COURT RECORD PRESERVATION FUND

This fund was established, pursuant to State statutes, to account for the collection and expenditure of monies collected from filing fees for the preservation and restoration of County records.

FUND 215 – DISTRICT COURT RECORDS TECHNOLOGY (ARCHIVE) FUND

This fund was established, pursuant to State statutes, to account for the collection and expenditure of monies collected from filing fees for the preservation and restoration of district court records archives.

**TARRANT COUNTY, TEXAS
COMBINING BALANCE SHEET
RECORD PRESERVATION FUNDS
AS OF 8/31/2014**

<u>COMBINED TOTAL</u>		<u>RECORDS PRESERVATION & AUTOMATION -FILINGS</u>	<u>RECORDS PRESERVATION & AUTOMATION -CONVICTIONS</u>	<u>RECORDS PRESERVATION & RESTORATION</u>
ASSETS				
\$14,545,681.99	CASH AND INVESTMENTS	\$5,366,973.75	\$151,560.95	\$7,365,835.99
3,147.05	OTHER RECEIVABLES	0.00	1,237.05	0.00
<u>5,404.30</u>	PREPAID EXPENSES AND INVENTORY	<u>0.00</u>	<u>0.00</u>	<u>5,404.30</u>
<u>\$14,554,233.34</u>	TOTAL ASSETS	<u>\$5,366,973.75</u>	<u>\$152,798.00</u>	<u>\$7,371,240.29</u>
LIABILITIES AND FUND BALANCE				
LIABILITIES:				
\$11,037.93	ACCOUNTS PAYABLE	\$26.52	\$6,082.00	\$4,929.41
63,850.85	OTHER LIABILITIES	23,911.13	15,766.73	20,299.28
<u>0.00</u>	DUE TO OTHER FUNDS	<u>0.00</u>	<u>0.00</u>	<u>0.00</u>
74,888.78	TOTAL LIABILITIES	23,937.65	21,848.73	25,228.69
FUND BALANCE :				
<u>14,479,344.56</u>	FUND BALANCES	<u>5,343,036.10</u>	<u>130,949.27</u>	<u>7,346,011.60</u>
<u>\$14,554,233.34</u>	TOTAL LIABILITIES AND FUND BALANCE	<u>\$5,366,973.75</u>	<u>\$152,798.00</u>	<u>\$7,371,240.29</u>

<u>COURT RECORD PRESERVATION</u>	<u>DISTRICT COURT RECORDS TECHNOLOGY (ARCHIVE)</u>
\$935,681.28	\$725,630.02
890.00	1,020.00
<u>0.00</u>	<u>0.00</u>
<u>\$936,571.28</u>	<u>\$726,650.02</u>

\$0.00	\$0.00
3,873.71	0.00
<u>0.00</u>	<u>0.00</u>
3,873.71	0.00
<u>932,697.57</u>	<u>726,650.02</u>
<u>\$936,571.28</u>	<u>\$726,650.02</u>

**TARRANT COUNTY, TEXAS
 COMBINING STATEMENT OF REVENUES AND EXPENDITURES
 AND CHANGES IN FUND BALANCE
 RECORDS PRESERVATION FUNDS
 FOR THE ELEVEN (11) MONTHS ENDED 8/31/2014**

COMBINED TOTAL		RECORDS PRESERVATION & AUTOMATION -FILINGS	RECORDS PRESERVATION & AUTOMATION -CONVICTIONS	RECORDS PRESERVATION RESTORATION
	REVENUES:			
\$4,060,357.30	FEES OF OFFICE	1,528,581.63	587,307.05	1,434,350.00
29,973.61	INVESTMENT INCOME	10,990.69	334.53	15,337.02
2,117.19	MISCELLANEOUS	2,108.80	0.00	3.39
4,092,448.10	TOTAL REVENUES	1,541,681.12	587,641.58	1,449,690.41
	EXPENDITURES:			
	CURRENT:			
1,762,814.82	GENERAL GOVERNMENT	789,750.90	342,790.99	630,272.93
345,017.81	JUDICIAL	63,435.95	113,425.75	52,464.80
540,561.73	CAPITAL/CONSTRUCTION	193,925.79	199,721.63	10,303.41
2,648,394.36	TOTAL EXPENDITURES	1,047,112.64	655,938.37	693,041.14
1,444,053.74	EXCESS (DEFICIT) OF REVENUES OVER EXPENDITURES	494,568.48	(68,296.79)	756,649.27
	OTHER FINANCING SOURCES (USES):			
0.00	OPERATING TRANSFERS OUT	0.00	0.00	0.00
1,444,053.74	EXCESS (DEFICIT) OF REVENUES AND OPERATING TRANSFERS OVER EXPENDITURES	494,568.48	(68,296.79)	756,649.27
	FUND BALANCES:			
13,035,290.82	BEGINNING OF PERIOD	4,848,467.62	199,246.06	6,589,362.33
\$14,479,344.56	END OF PERIOD	\$5,343,036.10	\$130,949.27	\$7,346,011.60

<u>COURT RECORD PRESERVATION</u>	<u>DISTRICT COURT RECORDS TECHNOLOGY (ARCHIVE)</u>
313,778.72	196,339.90
1,953.79	1,357.58
5.00	0.00
<u>315,737.51</u>	<u>197,697.48</u>
0.00	0.00
115,691.31	0.00
<u>136,610.90</u>	<u>0.00</u>
<u>252,302.21</u>	<u>0.00</u>
63,435.30	197,697.48
<u>0.00</u>	<u>0.00</u>
63,435.30	197,697.48
<u>869,262.27</u>	<u>528,952.54</u>
<u>\$932,697.57</u>	<u>\$726,650.02</u>



**TARRANT COUNTY, TEXAS
COURT DESIGNATED FUNDS
FUND DESCRIPTION**

FUND 221 - COURTHOUSE SECURITY FUND

This fund was established, pursuant to State statutes, to account for the collection of Courthouse security fees assessed in court cases. Revenue is subsequently transferred to the general fund where expenditures for Courthouse security are recorded.

FUND 224 – JUVENILE DELINQUENCY PREVENTION FUND

This fund was established, pursuant to State statutes, to account for the collection of a fee related to graffiti court cases. The revenues in this fund are to be used to repair damages, provide educational and intervention programs, and provide rewards to the public for aiding in the apprehension and prosecution of offenders who commit graffiti offenses.

FUND 225 - ALTERNATIVE DISPUTE RESOLUTION SYSTEM (ADRS)

This fund was established, pursuant to State statutes, to account for an alternative dispute resolution system for the peaceable and expeditious resolution of citizen disputes.

FUND 226 – PROBATE CONTRIBUTIONS FUND

This fund was established, pursuant to State statutes, to account for the collection of a fee under Section 51.704. The revenues in this fund are to be used for court-related purposes for the support of the statutory probate courts.

FUND 243 - APPELLATE JUDICIAL SYSTEM FUND

This fund was established, pursuant to State statutes, to account for the collection and expenditure of monies collected in civil cases to provide for a portion of the operational costs of the Court of Appeals.

FUND 227 – JUSTICE COURT TECHNOLOGY FUND

This fund was established, pursuant to State statutes, to account for the collection and expenditure of monies to provide for technology in the justice of the peace courts.

FUND 228 – JUSTICE COURT BUILDING SECURITY FUND

This fund was established, pursuant to State statutes, to account for the collection and expenditure of monies to provide for security in the justice court buildings.

FUND 229 – CHILD ABUSE PREVENTION FUND

This fund was established, pursuant to State statutes, to account for the collection and expenditure of monies to provide for child abuse prevention programs.

FUND 230 – FAMILY PROTECTION FUND

This fund was established, pursuant to State statutes, to account for the collection and expenditure of monies to provide for family protection services.

FUND 231 – GUARDIANSHIP FUND

This fund was established, pursuant to State statutes, to account for the collection and expenditure of monies to provide compensation of a guardian ad litem, an attorney ad litem, and/or fund local guardianship programs for indigent incapacitated persons.

FUND 232 – DRUG AND ALCOHOL COURT FUND

This fund was established, pursuant to State statutes, to account for the collection and expenditure of monies to provide for drug and alcohol court program.

FUND 233 – COUNTY AND DISTRICT COURT TECHNOLOGY FUND

This fund was established, pursuant to State statutes, to account for the collection and expenditure of monies to provide for county and district court technology.

**TARRANT COUNTY, TEXAS
COMBINING BALANCE SHEET
COURT DESIGNATED FUNDS
AS OF 8/31/2014**

<u>COMBINED TOTAL</u>		<u>COURTHOUSE SECURITY</u>	<u>JUVENILE DELINQUENCY PREVENTION</u>	<u>ADRS</u>	<u>PROBATE CONTRIBUTION FUND</u>	<u>APPELLATE JUDICIAL SYSTEM</u>
ASSETS						
\$2,227,658.34	CASH AND INVESTMENTS	\$0.00	\$2,091.98	\$687,589.88	\$90,781.76	\$33,081.17
<u>6,312.81</u>	OTHER RECEIVABLES	<u>0.00</u>	<u>0.00</u>	<u>1,076.00</u>	<u>0.00</u>	<u>430.00</u>
<u>\$2,233,971.15</u>	TOTAL ASSETS	<u>\$0.00</u>	<u>\$2,091.98</u>	<u>\$688,665.88</u>	<u>\$90,781.76</u>	<u>\$33,511.17</u>
LIABILITIES AND FUND BALANCE						
LIABILITIES:						
\$0.00	ACCOUNTS PAYABLE	\$0.00	\$0.00	\$0.00	\$0.00	\$0.00
5,656.31	OTHER LIABILITIES	0.00	0.00	0.00	2,694.89	2,961.42
<u>0.00</u>	DUE TO OTHER FUNDS	<u>0.00</u>	<u>0.00</u>	<u>0.00</u>	<u>0.00</u>	<u>0.00</u>
5,656.31	TOTAL LIABILITIES	0.00	0.00	0.00	2,694.89	2,961.42
FUND BALANCE :						
<u>2,228,314.84</u>	FUND BALANCES	<u>0.00</u>	<u>2,091.98</u>	<u>688,665.88</u>	<u>88,086.87</u>	<u>30,549.75</u>
<u>\$2,233,971.15</u>	TOTAL LIABILITIES AND FUND BALANCE	<u>\$0.00</u>	<u>\$2,091.98</u>	<u>\$688,665.88</u>	<u>\$90,781.76</u>	<u>\$33,511.17</u>

<u>JUSTICE COURT TECHNOLOGY FUND</u>	<u>JUSTICE COURT BLDG SECURITY FUND</u>	<u>CHILD ABUSE PREVENTION FUND</u>	<u>FAMILY PROTECTION FUND</u>	<u>GUARDIANSHIP FUND</u>	<u>DRUG & ALCOHOL COURT</u>	<u>COUNTY AND DISTRICT COURT TECHNOLOGY FUND</u>
\$88,235.22	\$0.00	\$34,672.33	\$350,766.11	\$9,373.84	\$818,858.84	\$112,207.21
0.00	0.00	1.51	585.00	0.00	4,190.79	29.51
<u>\$88,235.22</u>	<u>\$0.00</u>	<u>\$34,673.84</u>	<u>\$351,351.11</u>	<u>\$9,373.84</u>	<u>\$823,049.63</u>	<u>\$112,236.72</u>
\$0.00	\$0.00	\$0.00	\$0.00	\$0.00	\$0.00	\$0.00
0.00	0.00	0.00	0.00	0.00	0.00	0.00
0.00	0.00	0.00	0.00	0.00	0.00	0.00
0.00	0.00	0.00	0.00	0.00	0.00	0.00
<u>88,235.22</u>	<u>0.00</u>	<u>34,673.84</u>	<u>351,351.11</u>	<u>9,373.84</u>	<u>823,049.63</u>	<u>112,236.72</u>
<u>\$88,235.22</u>	<u>\$0.00</u>	<u>\$34,673.84</u>	<u>\$351,351.11</u>	<u>\$9,373.84</u>	<u>\$823,049.63</u>	<u>\$112,236.72</u>

**TARRANT COUNTY, TEXAS
 COMBINING STATEMENT OF REVENUES AND EXPENDITURES
 AND CHANGES IN FUND BALANCE
 COURT DESIGNATED FUNDS
 FOR THE ELEVEN (11) MONTHS ENDED 8/31/2014**

<u>COMBINED TOTAL</u>		<u>COURTHOUSE SECURITY</u>	<u>JUVENILE DELINQUENCY PREVENTION</u>	<u>ADRS</u>	<u>PROBATE CONTRIBUTION FUND</u>	<u>APPELLATE JUDICIAL SYSTEM</u>
	REVENUES:					
\$1,492,480.88	FEES OF OFFICE	\$506,871.84	\$391.72	\$352,446.81	\$0.00	\$139,509.95
80,000.00	INTERGOVERNMENTAL	0.00	0.00	0.00	80,000.00	0.00
5,025.43	INVESTMENT INCOME	0.00	4.33	1,512.27	272.95	55.96
12,616.69	MISCELLANEOUS	0.00	0.00	0.00	23.75	0.00
<u>1,590,123.00</u>	TOTAL REVENUES	<u>506,871.84</u>	<u>396.05</u>	<u>353,959.08</u>	<u>80,296.70</u>	<u>139,565.91</u>
	EXPENDITURES:					
	CURRENT:					
394,927.03	GENERAL GOVERNMENT	0.00	0.00	314,927.03	0.00	0.00
487,919.52	JUDICIAL	0.00	0.00	0.00	123,962.89	114,932.15
100,000.00	COMMUNITY SERVICE	0.00	0.00	0.00	0.00	0.00
98,147.08	CAPITAL/CONSTRUCTION	0.00	0.00	0.00	0.00	0.00
<u>1,080,993.63</u>	TOTAL EXPENDITURES	<u>0.00</u>	<u>0.00</u>	<u>314,927.03</u>	<u>123,962.89</u>	<u>114,932.15</u>
509,129.37	EXCESS (DEFICIT) OF REVENUES OVER EXPENDITURES	506,871.84	396.05	39,032.05	(43,666.19)	24,633.76
	OTHER FINANCING SOURCES (USES):					
(511,603.86)	OPERATING TRANSFERS OUT	(506,871.84)	0.00	0.00	0.00	0.00
(2,474.49)	EXCESS (DEFICIT) OF REVENUES AND OPERATING TRANSFERS OVER EXPENDITURES	0.00	396.05	39,032.05	(43,666.19)	24,633.76
	FUND BALANCES:					
2,230,789.33	BEGINNING OF PERIOD	0.00	1,695.93	649,633.83	131,753.06	5,915.99
<u>\$2,228,314.84</u>	END OF PERIOD	<u>\$0.00</u>	<u>\$2,091.98</u>	<u>\$688,665.88</u>	<u>\$88,086.87</u>	<u>\$30,549.75</u>

JUSTICE COURT TECHNOLOGY FUND	JUSTICE COURT BUILDING SECURITY	CHILD ABUSE PREVENTION FUND	FAMILY PROTECTION FUND	GUARDIANSHIP FUND	DRUG & ALCOHOL COURT	COUNTY AND DISTRICT COURT TECHNOLOGY FUND
\$18,945.72	\$4,732.02	\$7,999.39	\$114,010.40	\$73,380.00	\$227,484.31	\$46,708.72
0.00	0.00	0.00	0.00	0.00	0.00	0.00
260.64	0.00	67.26	941.95	40.30	1,660.01	209.76
41.94	0.00	0.00	0.00	0.00	12,551.00	0.00
<u>19,248.30</u>	<u>4,732.02</u>	<u>8,066.65</u>	<u>114,952.35</u>	<u>73,420.30</u>	<u>241,695.32</u>	<u>46,918.48</u>
0.00	0.00	0.00	0.00	80,000.00	0.00	0.00
0.00	0.00	0.00	153,140.90	0.00	95,883.58	0.00
0.00	0.00	0.00	100,000.00	0.00	0.00	0.00
<u>69,909.58</u>	<u>0.00</u>	<u>0.00</u>	<u>0.00</u>	<u>0.00</u>	<u>0.00</u>	<u>28,237.50</u>
<u>69,909.58</u>	<u>0.00</u>	<u>0.00</u>	<u>253,140.90</u>	<u>80,000.00</u>	<u>95,883.58</u>	<u>28,237.50</u>
(50,661.28)	4,732.02	8,066.65	(138,188.55)	(6,579.70)	145,811.74	18,680.98
<u>0.00</u>	<u>(4,732.02)</u>	<u>0.00</u>	<u>0.00</u>	<u>0.00</u>	<u>0.00</u>	<u>0.00</u>
(50,661.28)	0.00	8,066.65	(138,188.55)	(6,579.70)	145,811.74	18,680.98
<u>138,896.50</u>	<u>0.00</u>	<u>26,607.19</u>	<u>489,539.66</u>	<u>15,953.54</u>	<u>677,237.89</u>	<u>93,555.74</u>
<u>\$88,235.22</u>	<u>\$0.00</u>	<u>\$34,673.84</u>	<u>\$351,351.11</u>	<u>\$9,373.84</u>	<u>\$823,049.63</u>	<u>\$112,236.72</u>



**TARRANT COUNTY, TEXAS
ENTERPRISE FUNDS
FUND DESCRIPTIONS**

FUND 511 – RESOURCE CONNECTION

This fund was established to account for activities of the Resource Connection.

FUND 512 – OIL & GAS ROYALTY FUND


This fund was established to account for proceeds from the lease of County mineral rights on the Resource Connection campus.

**TARRANT COUNTY, TEXAS
COMBINING BALANCE SHEET
ENTERPRISE FUNDS
AS OF 8/31/2014**

<u>COMBINED TOTAL</u>		<u>RESOURCE CONNECTION</u>	<u>OIL & GAS ROYALTY</u>
ASSETS			
\$2,202,090.81	CASH AND INVESTMENTS	\$702,762.48	\$1,499,328.33
38,041.44	OTHER RECEIVABLES (NET)	33,299.50	4,741.94
5,338.26	PREPAID EXPENSES & INVENTORY	5,338.26	0.00
<u>4,597,785.54</u>	FIXED ASSETS (NET)	<u>3,534,246.49</u>	<u>1,063,539.05</u>
<u>\$6,843,256.05</u>	TOTAL ASSETS	<u>\$4,275,646.73</u>	<u>\$2,567,609.32</u>
LIABILITIES AND NET ASSETS			
LIABILITIES:			
\$27,702.79	ACCOUNTS PAYABLE	\$20,300.54	\$7,402.25
34,608.46	OTHER LIABILITIES	34,608.46	0.00
0.00	DEFERRED REVENUE	0.00	0.00
<u>122,969.52</u>	COMPENSATED ABSENCES	<u>122,969.52</u>	<u>0.00</u>
185,280.77	TOTAL LIABILITIES	177,878.52	7,402.25
NET ASSETS:			
<u>6,657,975.28</u>	NET ASSETS	<u>4,097,768.21</u>	<u>2,560,207.07</u>
<u>6,657,975.28</u>	TOTAL NET ASSETS	<u>4,097,768.21</u>	<u>2,560,207.07</u>
<u>\$6,843,256.05</u>	TOTAL LIABILITIES AND NET ASSETS	<u>\$4,275,646.73</u>	<u>\$2,567,609.32</u>

TARRANT COUNTY, TEXAS
COMBINING STATEMENT OF REVENUES, EXPENSES
AND CHANGES IN FUND NET POSITION
ENTERPRISE FUNDS
FOR THE ELEVEN (11) MONTHS ENDED 8/31/2014

<u>COMBINED TOTAL</u>		<u>RESOURCE CONNECTION</u>	<u>OIL & GAS ROYALTY</u>
	OPERATING REVENUES:		
\$2,919,090.66	BUILDING RENTALS	\$2,512,768.21	\$406,322.45
<u>292,567.47</u>	OTHER REVENUES	<u>5,954.65</u>	<u>286,612.82</u>
3,211,658.13	TOTAL OPERATING REVENUES	2,518,722.86	692,935.27
	OPERATING EXPENSES:		
954,326.73	PERSONNEL	954,326.73	0.00
1,549,970.81	BUILDING AND EQUIPMENT	1,190,202.16	359,768.65
339,379.27	DEPRECIATION AND AMORTIZATION	260,264.67	79,114.60
27,166.73	INSURANCE PREMIUMS	27,166.73	0.00
<u>128,447.84</u>	OTHER EXPENSES	<u>128,447.84</u>	<u>0.00</u>
<u>2,999,291.38</u>	TOTAL OPERATING EXPENSES	<u>2,560,408.13</u>	<u>438,883.25</u>
212,366.75	OPERATING INCOME (LOSS)	(41,685.27)	254,052.02
	NON-OPERATING REVENUE (EXPENSE):		
<u>4,095.95</u>	INTEREST INCOME	<u>1,508.58</u>	<u>2,587.37</u>
216,462.70	NET INCOME (LOSS) BEFORE TRANSFERS	(40,176.69)	256,639.39
	OPERATING TRANSFERS:		
0.00	OPERATING TRANSFERS IN	0.00	0.00
<u>0.00</u>	OPERATING TRANSFERS OUT	<u>0.00</u>	<u>0.00</u>
216,462.70	NET INCOME (LOSS)	(40,176.69)	256,639.39
	NET POSITION:		
<u>6,441,512.58</u>	BEGINNING OF PERIOD	<u>4,137,944.90</u>	<u>2,303,567.68</u>
<u>\$6,657,975.28</u>	END OF PERIOD	<u>\$4,097,768.21</u>	<u>\$2,560,207.07</u>



**TARRANT COUNTY, TEXAS
INTERNAL SERVICE FUNDS
FUND DESCRIPTIONS**

FUND 615 - SELF INSURANCE FUND

This fund was established to account for expenditures of bond proceeds received in fiscal year 1998 for the county self insured general liability claims.

FUND 619 - WORKERS COMPENSATION

This fund was established to account for workers compensation claims. Prior to the establishment of fund 615, this fund was used for general liability and automobile/property damage claims.

FUND 621 - COUNTY CLERK PROFESSIONAL LIABILITY FUND

This fund was established to account for the County Clerk's errors and omissions self insurance.

FUND 622 - DISTRICT CLERK PROFESSIONAL LIABILITY FUND

This fund was established to account for the District Clerk's errors and omissions self insurance.

FUND 651 - EMPLOYEE BENEFITS FUND

This fund was established to account for Tarrant County employee benefits.

**TARRANT COUNTY, TEXAS
COMBINING BALANCE SHEET
INTERNAL SERVICE FUNDS
AS OF 8/31/2014**

<u>COMBINED TOTAL</u>		<u>SELF INSURANCE</u>	<u>WORKERS COMPENSATION</u>	<u>COUNTY CLERK PROFESSIONAL LIABILITY</u>
ASSETS				
\$21,122,441.34	CASH AND INVESTMENTS	\$1,124,155.00	\$2,518,878.13	\$676,065.15
27,792.27	OTHER RECEIVABLES	9,369.29	0.00	0.00
147,000.00	PREPAID EXPENSES AND INVENTORY	0.00	0.00	0.00
<u>\$21,297,233.61</u>	TOTAL ASSETS	<u>\$1,133,524.29</u>	<u>\$2,518,878.13</u>	<u>\$676,065.15</u>
LIABILITIES AND NET ASSETS				
LIABILITIES:				
\$764,450.65	ACCOUNTS PAYABLE	\$18,279.60	\$640.50	\$0.00
9,798,585.31	OTHER LIABILITIES	413,333.19	6,569,080.35	0.00
49,525.28	DEFERRED REVENUE	0.00	0.00	0.00
<u>10,612,561.24</u>	TOTAL LIABILITIES	<u>431,612.79</u>	<u>6,569,720.85</u>	<u>0.00</u>
NET ASSETS:				
<u>10,684,672.37</u>	NET ASSETS	<u>701,911.50</u>	<u>(4,050,842.72)</u>	<u>676,065.15</u>
<u>10,684,672.37</u>	TOTAL NET ASSETS	<u>701,911.50</u>	<u>(4,050,842.72)</u>	<u>676,065.15</u>
<u>\$21,297,233.61</u>	TOTAL LIABILITIES AND NET ASSETS	<u>\$1,133,524.29</u>	<u>\$2,518,878.13</u>	<u>\$676,065.15</u>

<u>DISTRICT CLERK PROFESSIONAL LIABILITY</u>	<u>EMPLOYEE BENEFITS</u>
\$660,944.78	\$16,142,398.28
1,054.50	17,368.48
0.00	147,000.00
<u>\$661,999.28</u>	<u>\$16,306,766.76</u>

\$0.00	\$745,530.55
0.00	2,816,171.77
0.00	49,525.28
0.00	3,611,227.60

<u>661,999.28</u>	<u>12,695,539.16</u>
<u>661,999.28</u>	<u>12,695,539.16</u>
<u>\$661,999.28</u>	<u>\$16,306,766.76</u>


**TARRANT COUNTY, TEXAS
 COMBINING STATEMENT OF REVENUES, EXPENSES
 AND CHANGES IN FUND NET POSITION
 INTERNAL SERVICE FUNDS
 FOR THE ELEVEN (11) MONTHS ENDED 8/31/2014**

<u>COMBINED TOTAL</u>		<u>SELF INSURANCE</u>	<u>WORKERS COMPENSATION</u>	<u>COUNTY CLERK PROFESSIONAL LIABILITY</u>
	OPERATING REVENUES:			
\$16,185,225.97	USER FEES	\$0.00	\$0.00	\$20.00
49,789,485.25	COUNTY CONTRIBUTIONS	0.00	3,243,999.13	0.00
591,133.54	OTHER REVENUES	15,856.12	167,323.24	0.00
66,565,844.76	TOTAL OPERATING REVENUES	15,856.12	3,411,322.37	20.00
	OPERATING EXPENSES:			
35,970.48	BUILDING AND EQUIPMENT	32,680.75	0.00	0.00
54,021,130.77	SELF INSURANCE CLAIMS	461,032.40	2,438,193.33	0.00
5,402,357.63	INSURANCE PREMIUMS	0.00	0.00	0.00
2,765,076.21	ADMINISTRATION	0.00	0.00	0.00
708,212.08	OTHER EXPENSES	60,607.90	184,198.18	0.00
62,932,747.17	TOTAL OPERATING EXPENSES	554,321.05	2,622,391.51	0.00
3,633,097.59	OPERATING INCOME (LOSS)	(538,464.93)	788,930.86	20.00
	NON-OPERATING REVENUE (EXPENSE):			
41,750.31	INTEREST INCOME	3,337.51	4,456.04	1,487.34
3,674,847.90	NET INCOME (LOSS) BEFORE TRANSFERS	(535,127.42)	793,386.90	1,507.34
	OPERATING TRANSFERS:			
600,000.00	OPERATING TRANSFERS IN	600,000.00	0.00	0.00
(100,000.00)	OPERATING TRANSFERS OUT	0.00	(100,000.00)	0.00
4,174,847.90	NET INCOME (LOSS)	64,872.58	693,386.90	1,507.34
	NET POSITION:			
6,509,824.47	BEGINNING OF PERIOD	637,038.92	(4,744,229.62)	674,557.81
\$10,684,672.37	END OF PERIOD	\$701,911.50	(\$4,050,842.72)	\$676,065.15

<u>DISTRICT CLERK PROFESSIONAL LIABILITY</u>	<u>EMPLOYEE BENEFITS</u>
\$342.00	\$16,184,863.97
0.00	46,545,486.12
0.00	407,954.18
<u>342.00</u>	<u>63,138,304.27</u>
0.00	3,289.73
0.00	51,121,905.04
0.00	5,402,357.63
0.00	2,765,076.21
0.00	463,406.00
<u>0.00</u>	<u>59,756,034.61</u>
342.00	3,382,269.66
<u>1,453.76</u>	<u>31,015.66</u>
1,795.76	3,413,285.32
0.00	0.00
0.00	0.00
<u>1,795.76</u>	<u>3,413,285.32</u>
<u>660,203.52</u>	<u>9,282,253.84</u>
<u>\$661,999.28</u>	<u>\$12,695,539.16</u>



TARRANT COUNTY
BUDGETARY INFORMATION



TARRANT COUNTY, TEXAS
SUMMARY BUDGET VERSUS ACTUAL (BUDGET BASIS) REVENUE AND EXPENDITURES
FOR THE ELEVEN (11) MONTHS ENDED 8/31/2014
TAX SUPPORTED FUNDS

	CURRENT MONTH ACTUAL	YTD ACTUAL	BUDGET	PERCENT	LAST YEAR PERCENT
<u>GENERAL FUND</u>					
REVENUES:					
Taxes	\$539,588	\$299,982,893	\$297,693,389	OVER 100%	OVER 100%
Licenses	79,398	855,215	1,191,450	71.78%	87.97%
Fees of Office	3,132,647	48,949,446	49,447,584	98.99%	OVER 100%
Intergovernmental	821,070	17,679,724	15,936,985	OVER 100%	96.51%
Investment Income	831,858	1,239,299	1,043,425	OVER 100%	OVER 100%
Other Revenues	823,515	12,867,219	11,992,790	OVER 100%	OVER 100%
Transfers	54,192	596,493	705,000	84.61%	96.42%
Contingent			1,382,500		
Cash Carryforward		71,539,099	65,369,245		
	<u>\$6,282,268</u>	<u>\$453,709,388</u>	<u>\$444,762,368</u>	<u>OVER 100%</u>	<u>OVER 100%</u>
EXPENDITURES:					
Personnel	\$22,338,129	\$252,947,014	\$286,819,011	88.19%	88.06%
Other	4,478,617	73,390,120	86,112,236	85.23%	82.87%
Transfers	2,209,406	26,073,102	28,382,508	91.86%	89.58%
Grant Match and Subsidy	18,449	1,803,614	4,197,400	42.97%	44.70%
Undesignated			3,943,733		
Contingent			1,382,500		
Reserves			33,924,980		
	<u>\$29,044,600</u>	<u>\$354,213,850</u>	<u>\$444,762,368</u>	<u>79.64%</u>	<u>78.26%</u>
<u>ROAD & BRIDGE FUND</u>					
REVENUES:					
Taxes	\$160	\$1,096	\$0	OVER 100%	OVER 100%
Fees of Office	1,841,750	16,780,505	17,289,800	97.05%	96.38%
Intergovernmental	0	32,183	30,000	OVER 100%	91.35%
Investment Income	3,914	35,246	20,000	OVER 100%	OVER 100%
Other Revenues	215,128	1,803,840	61,500	OVER 100%	OVER 100%
Transfers	229,088	2,519,965	2,749,053	91.67%	0.00%
Cash Carryforward		13,508,435	11,438,565		
	<u>\$2,290,040</u>	<u>\$34,681,270</u>	<u>\$31,588,918</u>	<u>OVER 100%</u>	<u>OVER 100%</u>
EXPENDITURES:					
Personnel	\$1,370,850	\$15,191,494	\$17,528,074	86.67%	85.99%
Other	367,991	6,393,462	12,070,844	52.97%	52.48%
Grant Match and Subsidy	0	0	100,000	0.00%	0.00%
Undesignated			1,890,000		
	<u>\$1,738,841</u>	<u>\$21,584,956</u>	<u>\$31,588,918</u>	<u>68.33%</u>	<u>67.58%</u>
<u>DEBT SERVICE FUND</u>					
REVENUES:					
Taxes	\$62,687	\$34,872,360	\$34,811,520	OVER 100%	99.82%
Investment Income	247	32,601	16,135	OVER 100%	92.73%
Other Revenues	0	1,209	0	OVER 100%	0.00%
Cash Carryforward		485,936	500,782		
	<u>\$62,934</u>	<u>\$35,392,106</u>	<u>\$35,328,437</u>	<u>OVER 100%</u>	<u>99.82%</u>
EXPENDITURES:					
Principle	\$0	\$18,815,000	\$18,815,000	100.00%	100.00%
Interest	0	15,504,780	15,506,437	99.99%	100.00%
Other Expenditures	0	2,350	7,000	33.57%	48.48%
Reserves			1,000,000		
	<u>\$0</u>	<u>\$34,322,130</u>	<u>\$35,328,437</u>	<u>97.15%</u>	<u>98.43%</u>

**TARRANT COUNTY, TEXAS
GENERAL FUND FEES OF OFFICE ANALYSIS
FOR THE ELEVEN (11) MONTHS ENDED 8/31/2014
(BUDGET BASIS)**

<u>FEE OFFICE</u>	<u>ACTUAL REVENUE</u>	<u>ANNUAL BUDGET</u>	<u>PERCENT COLLECTED</u>	<u>LAST YEAR PERCENT</u>
Tax Assessor/Collector	\$25,412,732	\$24,480,184	OVER 100%	OVER 100%
County Clerk	8,654,420	9,571,900	90.41%	OVER 100%
Sheriff	670,772	683,300	98.17%	99.24%
Constable 1	668,649	669,000	99.95%	OVER 100%
Constable 2	660,973	696,000	94.97%	OVER 100%
Constable 3	709,688	648,000	OVER 100%	OVER 100%
Constable 4	512,045	502,000	OVER 100%	OVER 100%
Constable 5	279,653	294,000	95.12%	OVER 100%
Constable 6	422,331	437,000	96.64%	98.70%
Constable 7	675,778	696,000	97.09%	OVER 100%
Constable 8	715,763	743,000	96.33%	OVER 100%
District Clerk	5,096,098	5,171,500	98.54%	91.88%
Domestic Relations	1,418,684	1,871,900	75.79%	81.23%
District Attorney	129,018	148,000	87.17%	82.17%
Justice of Peace 1	126,927	135,000	94.02%	87.02%
Justice of Peace 2	169,246	181,000	93.51%	87.88%
Justice of Peace 3	114,677	129,000	88.90%	89.05%
Justice of Peace 4	138,394	144,000	96.11%	74.02%
Justice of Peace 5	42,589	38,000	OVER 100%	88.71%
Justice of Peace 6	115,073	113,000	OVER 100%	79.61%
Justice of Peace 7	173,098	188,000	92.07%	91.11%
Justice of Peace 8	124,283	130,000	95.60%	OVER 100%
County Courts	16,249	16,800	96.72%	96.88%
Elections	3,604	3,000	OVER 100%	80.04%
Medical Examiner	1,643,478	1,488,000	OVER 100%	92.13%
Other	<u>255,224</u>	<u>270,000</u>	<u>94.53%</u>	<u>87.90%</u>
TOTAL	<u>\$48,949,446</u>	<u>\$49,447,584</u>	98.99%	OVER 100%
RATABLE COLLECTION PERCENTAGE			<u>91.67%</u>	

TARRANT COUNTY, TEXAS
BUDGET REPORT
FOR THE ELEVEN (11) MONTHS ENDED 8/31/2014

GENERAL FUND	CURRENT	ENCUMBRANCES	TOTAL	TOTAL	UNEXPENDED	% BUDGET USED
	MONTH	AND	EXPENDITURES			
	EXPENDITURES	COMMITMENTS	& COMMITMENTS		BUDGET	
County Judge	71,816.17	-	807,461.01	904,652.00	97,190.99	89.26%
County Administrator	146,017.94	5,081.17	1,514,516.14	1,852,147.00	337,630.86	81.77%
Non-Departmental	3,132,722.64	210,594.65	44,129,747.44	48,905,104.00	4,775,356.56	90.24%
Auditor	473,961.25	4,831.31	5,507,992.85	6,091,418.00	583,425.15	90.42%
Budget/Risk Management	41,096.25	-	447,024.77	616,375.00	169,350.23	72.52%
Tax Assessor / Collector	992,750.95	10,493.21	11,601,959.09	13,348,530.00	1,746,570.91	86.92%
Elections Administration	248,080.21	8,850.02	4,092,755.62	5,990,808.00	1,898,052.38	68.32%
Information Technology	1,903,108.13	1,130,665.35	27,965,129.43	33,024,422.00	5,059,292.57	84.68%
Human Resources	232,430.62	34,127.56	2,462,623.60	2,762,339.00	299,715.40	89.15%
Purchasing	156,606.45	409.58	1,758,680.43	1,946,154.00	187,473.57	90.37%
Facilities	303,770.28	69,416.97	3,386,035.78	3,874,769.00	488,733.22	87.39%
Sheriff	2,998,166.67	239,327.62	33,905,500.93	38,130,161.00	4,224,660.07	88.92%
Sheriff - Confinement	5,576,867.15	768,775.79	63,354,763.10	71,803,266.00	8,448,502.90	88.23%
Constable Precinct 1	89,691.65	88.64	1,006,669.78	1,116,006.00	109,336.22	90.20%
Constable Precinct 2	83,284.06	2,215.65	947,323.59	1,053,317.00	105,993.41	89.94%
Constable Precinct 3	93,112.30	8,708.59	1,034,286.03	1,145,041.00	110,754.97	90.33%
Constable Precinct 4	71,463.65	1,233.71	783,574.63	860,339.00	76,764.37	91.08%
Constable Precinct 5	58,860.42	962.95	662,484.13	723,565.00	61,080.87	91.56%
Constable Precinct 6	63,738.73	7,803.48	744,311.16	830,232.00	85,920.84	89.65%
Constable Precinct 7	85,024.15	11,704.93	970,430.36	1,056,088.00	85,657.64	91.89%
Constable Precinct 8	73,454.94	274.03	862,012.17	984,260.00	122,247.83	87.58%
Medical Examiner	601,073.11	142,065.19	7,322,112.51	8,037,073.00	714,960.49	91.10%
Fire Marshal	27,070.73	419.64	309,469.05	346,443.00	36,973.95	89.33%
Community Supervision	2,970.93	-	3,801.51	110,000.00	106,198.49	3.46%
Juvenile Services	1,291,458.22	283,242.61	14,482,923.19	16,288,260.00	1,805,336.81	88.92%
Pretrial Services	101,891.22	351.67	1,119,464.79	1,223,924.00	104,459.21	91.47%
Buildings	1,038,246.97	1,253,176.20	17,552,414.50	21,599,068.00	4,046,653.50	81.26%
17TH District Court	20,916.10	15.50	239,781.17	261,575.00	21,793.83	91.67%
48TH District Court	21,678.41	-	240,012.33	266,100.00	26,087.67	90.20%
67TH District Court	21,671.20	-	228,406.43	251,931.00	23,524.57	90.66%
96TH District Court	20,196.54	-	229,413.18	256,591.00	27,177.82	89.41%
141ST District Court	20,785.98	-	227,331.55	252,583.00	25,251.45	90.00%
153RD District Court	20,650.74	15.91	233,514.44	260,308.00	26,793.56	89.71%
236TH District Court	23,468.69	-	246,863.56	271,365.00	24,501.44	90.97%
342ND District Court	19,902.53	180.88	228,987.44	252,489.00	23,501.56	90.69%
348TH District Court	20,055.94	-	218,116.30	240,800.00	22,683.70	90.58%
352ND District Court	20,621.41	-	238,741.48	259,126.00	20,384.52	92.13%
Criminal District Court 1	119,636.26	-	979,219.52	1,160,208.00	180,988.48	84.40%
Criminal District Court 2	173,763.06	332.00	1,225,835.14	1,295,499.00	69,663.86	94.62%
Criminal District Court 3	120,672.12	-	1,195,906.79	1,271,420.00	75,513.21	94.06%
Criminal District Court 4	125,772.70	12.86	1,286,471.79	1,342,191.00	55,719.21	95.85%
213TH District Court	104,664.13	-	1,271,345.80	1,392,630.00	121,284.20	91.29%
297TH District Court	156,280.08	196.35	1,257,461.86	1,310,212.00	52,750.14	95.97%
371ST District Court	108,810.41	-	1,868,281.02	1,910,314.00	42,032.98	97.80%
372ND District Court	62,724.98	-	956,921.39	1,195,506.00	238,584.61	80.04%
396TH District Court	111,678.29	188.19	1,339,615.41	1,496,475.00	156,859.59	89.52%
432ND District Court	123,383.94	-	1,282,391.00	1,345,750.00	63,359.00	95.29%
Magistrate Court	68,038.27	-	745,363.40	819,151.00	73,787.60	90.99%
231ST District Court	47,767.70	51.00	529,334.74	602,506.00	73,171.26	87.86%
233RD District Court	41,105.57	-	500,521.60	561,716.00	61,194.40	89.11%
322ND District Court	42,601.12	-	498,248.60	597,240.00	98,991.40	83.43%
323RD District Court	209,905.95	-	2,670,441.00	3,015,695.00	345,254.00	88.55%
324TH District Court	54,341.83	-	628,501.26	711,800.00	83,298.74	88.30%
325TH District Court	52,773.34	-	541,567.88	582,456.00	40,888.12	92.98%
360TH District Court	46,389.77	386.64	494,500.17	560,673.00	66,172.83	88.20%
Special Judges	23,494.89	-	227,865.26	276,459.00	48,593.74	82.42%
Criminal Court Administration	71,599.41	154.34	792,209.02	856,484.00	64,274.98	92.50%
Grand Jury	12,399.95	-	127,534.18	143,057.00	15,522.82	89.15%
Criminal Attorney Appointment	44,253.33	135.00	492,129.13	547,613.00	55,483.87	89.87%
Criminal Mental Health Court	11,906.40	36.00	133,430.79	148,598.00	15,167.21	89.79%
County Court at Law #1	34,316.64	-	383,918.27	427,550.00	43,631.73	89.79%
County Court at Law #2	38,660.92	-	387,813.63	426,150.00	38,336.37	91.00%
County Court at Law #3	34,002.18	-	388,605.91	440,721.00	52,115.09	88.18%
County Criminal Court 1	72,592.95	-	718,373.64	756,564.00	38,190.36	94.95%

**TARRANT COUNTY, TEXAS
BUDGET REPORT
FOR THE ELEVEN (11) MONTHS ENDED 8/31/2014**

	CURRENT MONTH EXPENDITURES	ENCUMBRANCES AND COMMITMENTS	TOTAL EXPENDITURES & ENCUMBRANCES & COMMITMENTS	TOTAL BUDGET	UNEXPENDED BUDGET	% BUDGET USED
GENERAL FUND (cont'd)						
County Criminal Court 2	50,454.98	-	531,433.36	627,047.00	95,613.64	84.75%
County Criminal Court 3	52,207.90	70.00	616,267.20	690,446.00	74,178.80	89.26%
County Criminal Court 4	55,331.32	99.19	699,720.77	764,977.00	65,256.23	91.47%
County Criminal Court 5	93,256.37	16,659.25	1,032,236.92	1,113,149.00	80,912.08	92.73%
County Criminal Court 6	69,229.84	127.08	632,773.04	683,299.00	50,525.96	92.61%
County Criminal Court 7	51,014.00	58.98	754,275.18	839,513.00	85,237.82	89.85%
County Criminal Court 8	55,611.98	100.74	632,839.10	681,739.00	48,899.90	92.83%
County Criminal Court 9	55,129.47	-	616,749.48	693,461.00	76,711.52	88.94%
County Criminal Court 10	62,097.16	134.10	644,698.82	736,470.00	91,771.18	87.54%
Probate Court 1	127,739.49	-	1,696,244.29	1,838,369.00	142,124.71	92.27%
Probate Court 2	136,932.79	-	1,742,455.93	1,906,268.00	163,812.07	91.41%
Justice of the Peace Pct 1	50,450.74	130.45	535,588.24	678,376.00	142,787.76	78.95%
Justice of the Peace Pct 2	51,249.21	55.50	569,341.72	639,385.00	70,043.28	89.05%
Justice of the Peace Pct 3	45,834.30	185.53	542,292.56	612,092.00	69,799.44	88.60%
Justice of the Peace Pct 4	52,136.39	21.00	590,350.43	652,056.00	61,705.57	90.54%
Justice of the Peace Pct 5	34,982.85	280.00	394,603.36	433,575.00	38,971.64	91.01%
Justice of the Peace Pct 6	46,925.90	28.60	511,607.91	566,636.00	55,028.09	90.29%
Justice of the Peace Pct 7	54,472.26	388.55	599,657.99	664,718.00	65,060.01	90.21%
Justice of the Peace Pct 8	46,354.79	240.00	498,540.83	543,868.00	45,327.17	91.67%
District Attorney	2,903,342.82	36,180.44	32,735,460.93	36,272,763.00	3,537,302.07	90.25%
District Clerk	802,123.67	897.02	8,989,182.55	10,027,341.00	1,038,158.45	89.65%
County Clerk	690,228.22	18,745.84	7,893,245.83	9,207,588.00	1,314,342.17	85.73%
Domestic Relations	554,386.03	3,015.70	6,010,653.69	6,824,955.00	814,301.31	88.07%
Jury Services	131,087.69	5,823.06	1,516,539.47	1,909,652.00	393,112.53	79.41%
Courts / Judiciary	41,034.75	-	460,817.78	967,084.00	506,266.22	47.65%
Human Services	314,526.77	1,225.00	3,639,068.07	4,733,825.00	1,094,756.93	76.87%
Child Protective Services	32,958.81	994,709.00	2,087,671.93	2,187,224.00	99,552.07	95.45%
Public Assistance	-	-	225,185.00	225,185.00	-	100.00%
Texas AgriLife Extension	52,895.52	1,956.45	630,323.80	721,532.00	91,208.20	87.36%
Veterans Services	21,232.47	-	302,568.22	370,327.00	67,758.78	81.70%
Historical Commission	8,703.44	-	87,398.43	109,568.00	22,169.57	79.77%
10010-2014 General Fund - Cash Match						
Sheriff	-	-	44,674.38	65,312.00	20,637.62	68.40%
Juvenile Services	-	-	6,101.47	8,118.00	2,016.53	75.16%
County Criminal Court 5	-	-	50,141.06	167,162.00	117,020.94	30.00%
District Attorney	18,448.61	-	102,167.85	120,217.00	18,049.15	84.99%
Human Services	-	-	-	60,000.00	60,000.00	0.00%
10020-2014 General Fund - Operating Subsidy						
Sheriff	-	-	40,576.30	65,607.00	25,030.70	61.85%
Juvenile Services	-	-	1,557,417.70	3,708,449.00	2,151,031.30	42.00%
District Attorney	-	-	2,535.00	2,535.00	-	100.00%
SUBTOTAL	29,044,600.06	5,277,656.67	354,213,850.26	405,511,155.00	51,297,304.74	87.35%
UNDESIGNATED				3,943,733.00	3,943,733.00	
CONTINGENT				1,382,500.00	1,382,500.00	
RESERVES				33,924,980.00	33,924,980.00	
FUND TOTAL	\$ 29,044,600.06	\$ 5,277,656.67	\$ 354,213,850.26	\$ 444,762,368.00	\$ 90,548,517.74	79.64%

**TARRANT COUNTY, TEXAS
BUDGET REPORT
FOR THE ELEVEN (11) MONTHS ENDED 8/31/2014**

	<u>CURRENT MONTH EXPENDITURES</u>	<u>ENCUMBRANCES AND COMMITMENTS</u>	<u>TOTAL EXPENDITURES ENCUMBRANCES & COMMITMENTS</u>	<u>TOTAL BUDGET</u>	<u>UNEXPENDED BUDGET</u>	<u>% BUDGET USED</u>
ROAD AND BRIDGE (261)						
Buildings	2,075.62	432.82	28,921.70	32,692.00	3,770.30	88.47%
Commissioner Precinct 1	463,710.93	738,602.46	5,371,531.83	6,824,190.00	1,452,658.17	78.71%
Commissioner Precinct 2	296,546.66	50,518.52	3,207,174.17	4,003,459.00	796,284.83	80.11%
Commissioner Precinct 3	309,067.49	233,683.94	3,825,444.17	4,798,471.00	973,026.83	79.72%
Commissioner Precinct 4	428,729.65	304,879.67	5,728,562.30	6,724,620.00	996,057.70	85.19%
Right of Way	38,596.17	13,310.90	945,441.38	3,875,507.00	2,930,065.62	24.40%
Transportation	167,864.05	35,311.54	1,967,739.45	2,760,129.00	792,389.55	71.29%
Road & Bridge Non-Department	32,250.45	800.00	510,141.71	579,850.00	69,708.29	87.98%
26110-2014 Road & Bridge Grant Match						
Transportation	-	-	-	100,000.00	100,000.00	0.00%
SUBTOTAL	<u>1,738,841.02</u>	<u>1,377,539.85</u>	<u>21,584,956.71</u>	<u>29,698,918.00</u>	<u>8,113,961.29</u>	<u>72.68%</u>
UNDESIGNATED				1,890,000.00	1,890,000.00	
FUND TOTAL	<u>\$ 1,738,841.02</u>	<u>\$ 1,377,539.85</u>	<u>\$ 21,584,956.71</u>	<u>\$ 31,588,918.00</u>	<u>\$ 10,003,961.29</u>	<u>68.33%</u>
DEBT SERVICE (321)						
Interest and Sinking	-	-	34,322,130.16	34,328,437.00	6,306.84	99.98%
RESERVES				1,000,000.00	1,000,000.00	
FUND TOTAL	<u>\$ -</u>	<u>\$ -</u>	<u>\$ 34,322,130.16</u>	<u>\$ 35,328,437.00</u>	<u>\$ 1,006,306.84</u>	<u>97.15%</u>

**TARRANT COUNTY, TEXAS
SPECIAL BUDGETS
FOR THE ELEVEN (11) MONTHS ENDED 8/31/2014
BUDGET VERSUS ACTUAL (BUDGET BASIS) REVENUE**

FUND #	FUND NAME	ACTUAL REVENUE	BUDGETED REVENUE	PERCENT COLLECTED
211	Records Preservation/Automation-Filing	\$ 1,541,681	\$ 1,913,000	80.59%
212	Records Preservation/Automation-Conviction	587,642	624,350	94.12%
213	Records Preservation/Restoration	1,449,690	1,809,000	80.14%
214	Court Record Preservation Fund	315,738	346,400	91.15%
215	District Court Records Technology Fund	197,697	128,700	OVER 100%
221	Courthouse Security	506,872	605,000	83.78%
223	Consumer Health Fund	861,408	901,500	95.55%
224	Juvenile Delinquency Prevention	396	-	OVER 100%
225	Alternative Dispute Resolution	353,959	401,000	88.27%
226	Probate Contribution Fund	80,297	140,175	57.28%
227	Justice Court Technology Fund	19,248	24,200	79.54%
228	Justice Court Building Security	4,732	4,900	96.57%
229	Child Abuse Prevention Fund	8,067	6,040	OVER 100%
230	Family Protection	114,952	129,700	88.63%
231	Guardianship	73,420	79,020	92.91%
232	Drug & Alcohol Court	241,695	175,700	OVER 100%
233	County and District Court Technology Fund	46,918	43,150	OVER 100%
241	Law Library	1,063,136	1,198,700	88.69%
242	Education Fund	112,050	111,988	OVER 100%
243	Appellate Judicial System	139,566	158,000	88.33%
251	Vehicle Inventory Tax	71,869	33,350	OVER 100%
451	Non-Debt Capital	22,967,857	24,722,213	92.90%
476	2006 Bond Election - Buildings	109,541	100,000	OVER 100%
477	2006 Bond Election - Transportation	160,193	200,000	80.10%
511	Resource Connection	2,528,411	2,920,992	86.56%
512	Oil & Gas Royalty Resource Connection	698,277	427,696	OVER 100%
615	Self Insurance	619,194	601,650	OVER 100%
619	Workers Compensation	3,415,778	3,476,392	98.26%
621	County Clerk Professional Liability	1,507	1,000	OVER 100%
622	District Clerk Professional Liability	1,796	1,000	OVER 100%
651	Employee Group Insurance - Medical	63,169,320	68,837,706	91.77%
D62	DA Restitution Collection Fee	39,090	59,840	65.32%
D83	DA Non-Drug Forfeitures	18,179	5,736	OVER 100%
D87	DA Law Enforcement	1,863,878	2,229,507	83.60%
S87	Sheriff's Inmate Commissary Fund	1,309,328	1,002,200	OVER 100%
S95	Sheriff Fed Forfeiture-Treasury Funds	38,900	950	OVER 100%
S96	Sheriff Drug Forfeiture-Non DEA	62,797	200	OVER 100%
S97	Sheriff Fed Forfeiture-Justice Funds	42,639	115	OVER 100%
T04	Public Health	11,320,498	11,128,913	OVER 100%
T0450	Public Health 1115 Waiver	10,383,572	10,752,961	96.56%
T05	125 Forfeitures	2,226	1,500	OVER 100%
T06	Children's Home Fund	3,253	3,080	OVER 100%
T07	Bail Bond Board	25,450	22,600	OVER 100%
T08	TDPRS - Title IVE	65,504	42,971	OVER 100%
T09	Constable Forfeiture	10,747	-	OVER 100%
T10	Juvenile Probation District	20,547	21,200	96.92%
T11	Unclaimed Juvenile Restitution	24	-	OVER 100%
T13	Deferred Prosecution Program	45,800	47,100	97.24%
T15	SLIAG-Human Services	5	-	OVER 100%
T20	Historical Commission	10	7	OVER 100%
T21	Historical Comm Archives	1,095	1,008	OVER 100%
T23	Cemetery Fund	90	65	OVER 100%
T30	DA - JPS Contract	386,306	421,425	91.67%
T31	TC Emergency Service District #1	81,074	83,032	97.64%

**TARRANT COUNTY, TEXAS
SPECIAL BUDGETS
FOR THE ELEVEN (11) MONTHS ENDED 8/31/2014
BUDGET VERSUS ACTUAL (BUDGET BASIS) REVENUE**

FUND #	FUND NAME	ACTUAL REVENUE	BUDGETED REVENUE	PERCENT COLLECTED
T33	CSCD Bond Supervision Unit	458,436	580,000	79.04%
T34	DIRECT Program	9	-	OVER 100%
T37	Medical Examiner Conference Fund	932	20	OVER 100%
T39	Jail Inmate Reintegration Program	50	-	OVER 100%
T44	Sickle Cell Disease	3,001	12,380	24.24%
T52	Misc Donations-Juvenile Provb	8,318	9,146	90.95%
T53	Tarrant County Disaster Relief Donations	67	-	OVER 100%
T56	Misc Donations - Human Services	161,015	160,937	OVER 100%
T5640	Human Services - Reliant Energy	25,023	12,500	OVER 100%
T5642	Human Services - Cirro	2,626	2,622	OVER 100%
T5644	Human Services - Stream	556	555	OVER 100%
T5645	Human Svc - Atmos	23	-	OVER 100%
T5646	Human Svc-Neighbor to Neighbor-DirEnergy	9,054	9,000	OVER 100%
T57	Misc Donations-CPS	56,253	72,100	78.02%
T58	Misc Donations-Health Dept	10,303	8,529	OVER 100%
T60	Misc Donations-Family Court	7,024	9,000	78.04%
T61	Misc Donations-CRCG	30,060	30,040	OVER 100%
T62	Misc Donations-Peace Officers Memorial	45	30	OVER 100%
T65	ATTF Rental Assoc Donation	3	-	OVER 100%
T71	Contract Elections	1,267,509	3,608,691	35.12%
T73	Elections Chapter 19	18,236	405,390	4.50%

**TARRANT COUNTY, TEXAS
BUDGET REPORT
FOR THE ELEVEN (11) MONTHS ENDED 8/31/2014**

	CURRENT MONTH EXPENDITURES	ENCUMBRANCES AND COMMITMENTS	TOTAL EXPENDITURES ENCUMBRANCES & COMMITMENTS	TOTAL BUDGET	UNEXPENDED BUDGET	% BUDGET USED
RECORDS PRESERVATION & AUTOMATION - FILINGS (211)						
Buildings	-	2,410.33	31,124.69	400,000.00	368,875.31	7.78%
County Clerk	61,283.62	24,044.91	881,531.19	6,144,466.00	5,262,934.81	14.35%
FUND TOTAL	<u>\$ 61,283.62</u>	<u>\$ 26,455.24</u>	<u>\$ 912,655.88</u>	<u>\$ 6,544,466.00</u>	<u>\$ 5,631,810.12</u>	<u>13.95%</u>
RECORDS PRESERVATION & AUTOMATION - CONVICTIONS (212)						
Information Technology	31,457.65	304.99	536,415.73	688,180.00	151,764.27	77.95%
District Clerk	9,484.92	-	113,425.75	129,014.00	15,588.25	87.92%
FUND TOTAL	<u>\$ 40,942.57</u>	<u>\$ 304.99</u>	<u>\$ 649,841.48</u>	<u>\$ 817,194.00</u>	<u>\$ 167,352.52</u>	<u>79.52%</u>
RECORDS PRESERVATION & RESTORATION (213)						
County Clerk	63,746.72	1,688,031.05	2,381,072.19	8,382,429.00	6,001,356.81	28.41%
FUND TOTAL	<u>\$ 63,746.72</u>	<u>\$ 1,688,031.05</u>	<u>\$ 2,381,072.19</u>	<u>\$ 8,382,429.00</u>	<u>\$ 6,001,356.81</u>	<u>28.41%</u>
COURT RECORD PRESERVATION FUND (214)						
Information Technology	-	-	120,031.30	623,509.00	503,477.70	19.25%
District Clerk	11,289.24	13,216.24	145,487.15	592,153.00	446,665.85	24.57%
FUND TOTAL	<u>\$ 11,289.24</u>	<u>\$ 13,216.24</u>	<u>\$ 265,518.45</u>	<u>\$ 1,215,662.00</u>	<u>\$ 950,143.55</u>	<u>21.84%</u>
DISTRICT COURT RECORD TECHNOLOGY FUND (215)						
District Clerk	-	-	-	657,652.00	657,652.00	0.00%
FUND TOTAL	<u>\$ -</u>	<u>\$ -</u>	<u>\$ -</u>	<u>\$ 657,652.00</u>	<u>\$ 657,652.00</u>	<u>0.00%</u>
COURTHOUSE SECURITY FUND (221)						
Non-Departmental	47,099.98	-	506,871.84	605,000.00	98,128.16	83.78%
FUND TOTAL	<u>\$ 47,099.98</u>	<u>\$ -</u>	<u>\$ 506,871.84</u>	<u>\$ 605,000.00</u>	<u>\$ 98,128.16</u>	<u>83.78%</u>
CONSUMER HEALTH (223)						
Public Health	70,908.54	6,846.17	896,870.18	1,358,648.00	461,777.82	66.01%
FUND TOTAL	<u>\$ 70,908.54</u>	<u>\$ 6,846.17</u>	<u>\$ 896,870.18</u>	<u>\$ 1,358,648.00</u>	<u>\$ 461,777.82</u>	<u>66.01%</u>
JUVENILE DELINQUENCY PREVENTION (224)						
Non-Departmental	-	-	-	1,684.00	1,684.00	0.00%
FUND TOTAL	<u>\$ -</u>	<u>\$ -</u>	<u>\$ -</u>	<u>\$ 1,684.00</u>	<u>\$ 1,684.00</u>	<u>0.00%</u>
ADRS (225)						
Non-Departmental	33,294.00	-	314,927.03	1,050,633.00	735,705.97	29.97%
FUND TOTAL	<u>\$ 33,294.00</u>	<u>\$ -</u>	<u>\$ 314,927.03</u>	<u>\$ 1,050,633.00</u>	<u>\$ 735,705.97</u>	<u>29.97%</u>

**TARRANT COUNTY, TEXAS
BUDGET REPORT
FOR THE ELEVEN (11) MONTHS ENDED 8/31/2014**

	<u>CURRENT MONTH EXPENDITURES</u>	<u>ENCUMBRANCES AND COMMITMENTS</u>	<u>TOTAL EXPENDITURES ENCUMBRANCES & COMMITMENTS</u>	<u>TOTAL BUDGET</u>	<u>UNEXPENDED BUDGET</u>	<u>% BUDGET USED</u>
PROBATE CONTRIBUTIONS FUND (226)						
Probate Court 1	3,871.20	-	62,348.58	203,928.00	141,579.42	30.57%
Probate Court 2	3,633.99	-	61,614.31	68,000.00	6,385.69	90.61%
FUND TOTAL	<u>\$ 7,505.19</u>	<u>\$ -</u>	<u>\$ 123,962.89</u>	<u>\$ 271,928.00</u>	<u>\$ 147,965.11</u>	<u>45.59%</u>
JUSTICE COURT TECHNOLOGY (227)						
Information Technology	888.00	-	65,305.14	158,491.00	93,185.86	41.20%
FUND TOTAL	<u>\$ 888.00</u>	<u>\$ -</u>	<u>\$ 65,305.14</u>	<u>\$ 158,491.00</u>	<u>\$ 93,185.86</u>	<u>41.20%</u>
JUSTICE COURT BLDG SECURITY (228)						
Non-Departmental	495.13	-	4,732.02	4,900.00	167.98	96.57%
FUND TOTAL	<u>\$ 495.13</u>	<u>\$ -</u>	<u>\$ 4,732.02</u>	<u>\$ 4,900.00</u>	<u>\$ 167.98</u>	<u>96.57%</u>
CHILD ABUSE PREVENTION (229)						
Non-Departmental	-	-	-	32,647.00	32,647.00	0.00%
FUND TOTAL	<u>\$ -</u>	<u>\$ -</u>	<u>\$ -</u>	<u>\$ 32,647.00</u>	<u>\$ 32,647.00</u>	<u>0.00%</u>
FAMILY PROTECTION (230)						
Non-Departmental	-	-	-	331,239.00	331,239.00	0.00%
323RD District Court	14,814.09	29,627.10	182,768.00	188,000.00	5,232.00	97.22%
Public Assistance	-	-	100,000.00	100,000.00	-	100.00%
FUND TOTAL	<u>\$ 14,814.09</u>	<u>\$ 29,627.10</u>	<u>\$ 282,768.00</u>	<u>\$ 619,239.00</u>	<u>\$ 336,471.00</u>	<u>45.66%</u>
GUARDIANSHIP (231)						
Non-Departmental	-	-	80,000.00	94,973.00	14,973.00	84.23%
FUND TOTAL	<u>\$ -</u>	<u>\$ -</u>	<u>\$ 80,000.00</u>	<u>\$ 94,973.00</u>	<u>\$ 14,973.00</u>	<u>84.23%</u>
DRUG & ALCOHOL COURT (232)						
323RD District Court	-	-	-	409,279.00	409,279.00	0.00%
Criminal Court Administration	14,441.06	-	95,883.58	443,658.00	347,774.42	21.61%
FUND TOTAL	<u>\$ 14,441.06</u>	<u>\$ -</u>	<u>\$ 95,883.58</u>	<u>\$ 852,937.00</u>	<u>\$ 757,053.42</u>	<u>11.24%</u>
COUNTY & DISTRICT COURT TECHNOLOGY FUND (233)						
Information Technology	-	-	-	103,195.00	103,195.00	0.00%
FUND TOTAL	<u>\$ -</u>	<u>\$ -</u>	<u>\$ -</u>	<u>\$ 103,195.00</u>	<u>\$ 103,195.00</u>	<u>0.00%</u>
LAW LIBRARY (241)						
Law Library	84,729.50	122,130.00	986,997.63	1,402,220.00	415,222.37	70.39%
Judicial Law Library	13,553.10	23,063.20	160,333.02	175,000.00	14,666.98	91.62%
FUND TOTAL	<u>\$ 98,282.60</u>	<u>\$ 145,193.20</u>	<u>\$ 1,147,330.65</u>	<u>\$ 1,577,220.00</u>	<u>\$ 429,889.35</u>	<u>72.74%</u>
EDUCATION FUND (242)						
Sheriff	-	-	34,528.17	127,371.00	92,842.83	27.11%
Sheriff - Confinement	-	-	5,842.59	6,372.00	529.41	91.69%
Constable Precinct 1	-	-	872.74	2,182.00	1,309.26	40.00%
Constable Precinct 2	-	-	1,269.00	1,269.00	-	100.00%
Constable Precinct 3	-	-	-	843.00	843.00	0.00%
Constable Precinct 4	-	-	1,575.00	8,942.00	7,367.00	17.61%

**TARRANT COUNTY, TEXAS
BUDGET REPORT
FOR THE ELEVEN (11) MONTHS ENDED 8/31/2014**

	CURRENT MONTH EXPENDITURES	ENCUMBRANCES AND COMMITMENTS	TOTAL EXPENDITURES & ENCUMBRANCES & COMMITMENTS	TOTAL BUDGET	UNEXPENDED BUDGET	% BUDGET USED
EDUCATION FUND (242) (cont'd)						
Constable Precinct 5	-	-	540.00	1,036.00	496.00	52.12%
Constable Precinct 6	-	-	-	1,656.00	1,656.00	0.00%
Constable Precinct 7	-	-	-	2,144.00	2,144.00	0.00%
Constable Precinct 8	-	-	1,197.89	1,386.00	188.11	86.43%
Probate Court 1	400.00	-	3,375.30	11,169.00	7,793.70	30.22%
Probate Court 2	2,070.00	-	3,736.94	15,122.00	11,385.06	24.71%
District Attorney	-	-	8,121.14	10,122.00	2,000.86	80.23%
FUND TOTAL	\$ 2,470.00	\$ -	\$ 61,058.77	\$ 189,614.00	\$ 128,555.23	32.20%
APPELLATE JUDICIAL SYSTEM (243)						
Appeals Court	12,201.50	-	114,932.15	163,916.00	48,983.85	70.12%
FUND TOTAL	\$ 12,201.50	\$ -	\$ 114,932.15	\$ 163,916.00	\$ 48,983.85	70.12%
VEHICLE INVENTORY TAX (251)						
Tax Assessor / Collector	4,573.99	-	101,284.94	415,627.00	314,342.06	24.37%
FUND TOTAL	\$ 4,573.99	\$ -	\$ 101,284.94	\$ 415,627.00	\$ 314,342.06	24.37%
NON-DEBT CAPITAL (451)						
County Judge	-	-	330.00	330.00	-	100.00%
County Administrator	926.12	15,499.62	16,425.74	35,000.00	18,574.26	46.93%
Non-Departmental	-	-	2,652.00	1,037,618.00	1,034,966.00	0.26%
Auditor	2,263.80	1,609.23	5,700.33	6,395.00	694.67	89.14%
Budget/Risk Management	-	-	-	789.00	789.00	0.00%
Tax Assessor / Collector	8,666.88	415,690.56	457,906.97	478,620.00	20,713.03	95.67%
Information Technology	839,747.90	2,112,427.39	11,813,591.09	18,975,078.00	7,161,486.91	62.26%
Human Resources	-	-	4,233.71	9,495.00	5,261.29	44.59%
Purchasing	-	-	2,569.52	2,824.00	254.48	90.99%
Facilities	-	8,088.62	174,906.23	251,192.00	76,285.77	69.63%
Sheriff	-	20,210.46	91,641.90	98,670.00	7,028.10	92.88%
Sheriff - Confinement	-	-	23,189.65	23,300.00	110.35	99.53%
Constable Precinct 3	-	1,175.28	1,175.28	1,200.00	24.72	97.94%
Constable Precinct 8	-	-	6,451.00	6,451.00	-	100.00%
Medical Examiner	-	8,835.73	222,243.09	227,360.00	5,116.91	97.75%
Community Supervision	1,726.16	1,726.16	7,620.42	8,550.00	929.58	89.13%
Juvenile Services	1,353.30	4,769.17	35,302.18	47,144.00	11,841.82	74.88%
Pretrial Services	-	-	2,254.89	3,500.00	1,245.11	64.43%
Buildings	220,421.11	3,767,648.45	6,024,396.81	29,215,019.00	23,190,622.19	20.62%
236TH District Court	-	-	430.70	442.00	11.30	97.44%
Criminal District Court 1	-	-	563.00	563.00	-	100.00%
Criminal District Court 2	-	-	1,391.00	1,391.00	-	100.00%
Criminal District Court 3	-	-	562.38	575.00	12.62	97.81%
Criminal District Court 4	-	-	325.50	375.00	49.50	86.80%
432ND District Court	-	2,203.90	2,203.90	2,250.00	46.10	97.95%
Magistrate Court	-	-	5,959.65	5,975.00	15.35	99.74%
323RD District Court	-	-	-	221.00	221.00	0.00%
324TH District Court	-	-	379.00	379.00	-	100.00%
Criminal Court Administration	-	-	5,663.00	5,663.00	-	100.00%
Criminal Attorney Appointment	-	-	1,245.00	1,245.00	-	100.00%
Probate Court 2	-	-	-	250.00	250.00	0.00%
Justice of the Peace Pct 1	-	-	727.74	829.00	101.26	87.79%
Justice of the Peace Pct 2	-	1,035.00	1,035.00	1,035.00	-	100.00%
Justice of the Peace Pct 5	-	-	4,503.00	4,503.00	-	100.00%
Justice of the Peace Pct 6	-	2,148.43	2,384.64	2,523.00	138.36	94.52%
Justice of the Peace Pct 7	-	-	4,150.00	4,150.00	-	100.00%
District Attorney	1,241.08	11,662.09	121,209.99	130,418.00	9,208.01	92.94%
District Clerk	-	-	54,572.28	62,624.00	8,051.72	87.14%
Domestic Relations	-	853.83	8,527.93	8,597.00	69.07	99.20%
Jury Services	-	-	36,000.00	36,000.00	-	100.00%
Courts / Judiciary	-	-	-	4,315.00	4,315.00	0.00%
Historical Commission	-	-	-	280.00	280.00	0.00%
Commissioner Precinct 1	93,378.96	822,616.98	1,004,396.88	6,204,963.00	5,200,566.12	16.19%

**TARRANT COUNTY, TEXAS
BUDGET REPORT
FOR THE ELEVEN (11) MONTHS ENDED 8/31/2014**

	CURRENT MONTH EXPENDITURES	ENCUMBRANCES AND COMMITMENTS	TOTAL EXPENDITURES ENCUMBRANCES & COMMITMENTS	TOTAL BUDGET	UNEXPENDED BUDGET	% BUDGET USED
NON-DEBT CAPITAL (451) (cont'd)						
Commissioner Precinct 2	-	32,941.75	216,453.59	275,493.00	59,039.41	78.57%
Commissioner Precinct 3	-	-	341,030.36	475,256.00	134,225.64	71.76%
Commissioner Precinct 4	-	-	140,266.67	290,083.00	149,816.33	48.35%
Transportation	48,648.37	124,559.38	1,473,938.73	1,480,600.00	6,661.27	99.55%
FUND TOTAL	<u>\$ 1,218,373.68</u>	<u>\$ 7,355,702.03</u>	<u>\$ 22,320,510.75</u>	<u>\$ 59,429,533.00</u>	<u>\$ 37,109,022.25</u>	<u>37.56%</u>
1998 BOND ELECTION (475)						
Buildings	-	-	-	29.00	29.00	0.00%
FUND TOTAL	<u>\$ -</u>	<u>\$ -</u>	<u>\$ -</u>	<u>\$ 29.00</u>	<u>\$ 29.00</u>	<u>0.00%</u>
2006 BOND ELECTION (476)						
Non-Departmental Buildings	-	-	2,072.15	977,695.00	975,622.85	0.21%
	92,333.72	1,772,641.51	4,755,487.78	24,642,027.00	19,886,539.22	19.30%
FUND TOTAL	<u>\$ 92,333.72</u>	<u>\$ 1,772,641.51</u>	<u>\$ 4,757,559.93</u>	<u>\$ 25,619,722.00</u>	<u>\$ 20,862,162.07</u>	<u>18.57%</u>
2006 BOND ELECTION-TRANSPORTATION (477)						
Non-Departmental Transportation	-	-	1,280.85	768,452.00	767,171.15	0.17%
	345,306.89	8,972,113.70	12,613,547.89	54,603,735.00	41,990,187.11	23.10%
FUND TOTAL	<u>\$ 345,306.89</u>	<u>\$ 8,972,113.70</u>	<u>\$ 12,614,828.74</u>	<u>\$ 55,372,187.00</u>	<u>\$ 42,757,358.26</u>	<u>22.78%</u>
RESOURCE CONNECTION (511)						
Resource Connection	213,846.44	128,482.33	2,389,581.00	3,309,753.86	920,172.86	72.20%
FUND TOTAL	<u>\$ 213,846.44</u>	<u>\$ 128,482.33</u>	<u>\$ 2,389,581.00</u>	<u>\$ 3,309,753.86</u>	<u>\$ 920,172.86</u>	<u>72.20%</u>
OIL & GAS ROYALTY (512)						
Resource Connection	9,542.00	842,385.42	1,057,478.89	1,431,773.00	374,294.11	73.86%
FUND TOTAL	<u>\$ 9,542.00</u>	<u>\$ 842,385.42</u>	<u>\$ 1,057,478.89</u>	<u>\$ 1,431,773.00</u>	<u>\$ 374,294.11</u>	<u>73.86%</u>
SELF INSURANCE (615)						
Self Insurance	366,962.97	22,137.23	568,695.49	1,635,410.00	1,066,714.51	34.77%
FUND TOTAL	<u>\$ 366,962.97</u>	<u>\$ 22,137.23</u>	<u>\$ 568,695.49</u>	<u>\$ 1,635,410.00</u>	<u>\$ 1,066,714.51</u>	<u>34.77%</u>
WORKERS COMPENSATION (619)						
Self Insurance	259,192.95	-	2,722,391.51	5,301,243.00	2,578,851.49	51.35%
FUND TOTAL	<u>\$ 259,192.95</u>	<u>\$ -</u>	<u>\$ 2,722,391.51</u>	<u>\$ 5,301,243.00</u>	<u>\$ 2,578,851.49</u>	<u>51.35%</u>
COUNTY CLERK PROFESSIONAL LIABILITY (621)						
County Clerk	-	-	-	675,519.00	675,519.00	0.00%
FUND TOTAL	<u>\$ -</u>	<u>\$ -</u>	<u>\$ -</u>	<u>\$ 675,519.00</u>	<u>\$ 675,519.00</u>	<u>0.00%</u>
DISTRICT CLERK PROFESSIONAL LIABILITY (622)						
District Clerk	-	-	-	661,197.00	661,197.00	0.00%
FUND TOTAL	<u>\$ -</u>	<u>\$ -</u>	<u>\$ -</u>	<u>\$ 661,197.00</u>	<u>\$ 661,197.00</u>	<u>0.00%</u>

**TARRANT COUNTY, TEXAS
BUDGET REPORT
FOR THE ELEVEN (11) MONTHS ENDED 8/31/2014**

	CURRENT MONTH EXPENDITURES	ENCUMBRANCES AND COMMITMENTS	TOTAL EXPENDITURES ENCUMBRANCES & COMMITMENTS	TOTAL BUDGET	UNEXPENDED BUDGET	% BUDGET USED
EMPLOYEE INSURANCE (651)						
Non-Departmental	41,126.00	41,130.50	492,120.23	12,164,869.00	11,672,748.77	4.05%
Self Insurance	4,932,784.15	-	59,391,536.32	68,702,249.00	9,310,712.68	86.45%
FUND TOTAL	<u>\$ 4,973,910.15</u>	<u>\$ 41,130.50</u>	<u>\$ 59,883,656.55</u>	<u>\$ 80,867,118.00</u>	<u>\$ 20,983,461.45</u>	<u>74.05%</u>
DA RESTITUTION COLLECTION FEE (D62)						
District Attorney	1,922.17	-	39,089.52	60,000.00	20,910.48	65.15%
FUND TOTAL	<u>\$ 1,922.17</u>	<u>\$ -</u>	<u>\$ 39,089.52</u>	<u>\$ 60,000.00</u>	<u>\$ 20,910.48</u>	<u>65.15%</u>
DA NON-DRUG FORFEITURES (D83)						
District Attorney	-	2,536.28	396,720.48	523,237.00	126,516.52	75.82%
FUND TOTAL	<u>\$ -</u>	<u>\$ 2,536.28</u>	<u>\$ 396,720.48</u>	<u>\$ 523,237.00</u>	<u>\$ 126,516.52</u>	<u>75.82%</u>
DA LAW ENFORCEMENT (D87)						
District Attorney	167,151.52	13,206.80	2,019,711.66	2,230,007.00	210,295.34	90.57%
FUND TOTAL	<u>\$ 167,151.52</u>	<u>\$ 13,206.80</u>	<u>\$ 2,019,711.66</u>	<u>\$ 2,230,007.00</u>	<u>\$ 210,295.34</u>	<u>90.57%</u>
SHERIFFS INMATE COMMISSARY (S87)						
Sheriff - Confinement	99,560.64	34,882.03	945,855.19	2,742,475.00	1,796,619.81	34.49%
FUND TOTAL	<u>\$ 99,560.64</u>	<u>\$ 34,882.03</u>	<u>\$ 945,855.19</u>	<u>\$ 2,742,475.00</u>	<u>\$ 1,796,619.81</u>	<u>34.49%</u>
SHERIFF FEDERAL FORFEITURE-TREASURY (S95)						
Sheriff	-	-	20,253.31	502,122.00	481,868.69	4.03%
FUND TOTAL	<u>\$ -</u>	<u>\$ -</u>	<u>\$ 20,253.31</u>	<u>\$ 502,122.00</u>	<u>\$ 481,868.69</u>	<u>4.03%</u>
SHERIFF FEDERAL FORFEITURE-NON DEA (S96)						
Sheriff	1,049.00	48,193.49	108,570.11	269,110.00	160,539.89	40.34%
FUND TOTAL	<u>\$ 1,049.00</u>	<u>\$ 48,193.49</u>	<u>\$ 108,570.11</u>	<u>\$ 269,110.00</u>	<u>\$ 160,539.89</u>	<u>40.34%</u>
SHERIFF FEDERAL FORFEITURE-JUSTICE (S97)						
Sheriff	234.96	30,427.90	35,808.71	68,632.00	32,823.29	52.17%
FUND TOTAL	<u>\$ 234.96</u>	<u>\$ 30,427.90</u>	<u>\$ 35,808.71</u>	<u>\$ 68,632.00</u>	<u>\$ 32,823.29</u>	<u>52.17%</u>
PUBLIC HEALTH (T04)						
Buildings	3,490.39	464.00	125,727.83	222,375.00	96,647.17	56.54%
Public Health	861,032.13	171,521.87	8,884,673.49	10,942,651.00	2,057,977.51	81.19%
T0410-2014 Public Health - Cash Match						
Public Health	33,287.94	1,210.00	219,263.86	498,005.00	278,741.14	44.03%
T0420-2014 Public Health - Op Sub						
Public Health	14,277.78	-	79,155.48	1,388,815.00	1,309,659.52	5.70%
T0450-2014 Public Health 1115 Waiver						
Non-Departmental	-	-	-	4,017,225.00	4,017,225.00	0.00%
Public Health	168,433.93	244,590.17	6,348,628.11	7,982,658.00	1,634,029.89	79.53%
FUND TOTAL	<u>\$ 1,080,522.17</u>	<u>\$ 417,786.04</u>	<u>\$ 15,657,448.77</u>	<u>\$ 25,051,729.00</u>	<u>\$ 9,394,280.23</u>	<u>62.50%</u>

**TARRANT COUNTY, TEXAS
BUDGET REPORT
FOR THE ELEVEN (11) MONTHS ENDED 8/31/2014**

	CURRENT MONTH EXPENDITURES	ENCUMBRANCES AND COMMITMENTS	TOTAL EXPENDITURES ENCUMBRANCES & COMMITMENTS	TOTAL BUDGET	UNEXPENDED BUDGET	% BUDGET USED
SECTION 125 FORFEITURES (T05)						
Self Insurance	56,291.38	10,926.72	286,598.53	1,130,338.00	843,739.47	25.36%
FUND TOTAL	<u>\$ 56,291.38</u>	<u>\$ 10,926.72</u>	<u>\$ 286,598.53</u>	<u>\$ 1,130,338.00</u>	<u>\$ 843,739.47</u>	<u>25.36%</u>
CHILDREN'S HOME FUND (T06)						
Juvenile Services	-	-	-	56,284.00	56,284.00	0.00%
FUND TOTAL	<u>\$ -</u>	<u>\$ -</u>	<u>\$ -</u>	<u>\$ 56,284.00</u>	<u>\$ 56,284.00</u>	<u>0.00%</u>
BAIL BOND BOARD (T07)						
Non-Departmental	1,255.00	-	8,165.00	22,370.00	14,205.00	36.50%
FUND TOTAL	<u>\$ 1,255.00</u>	<u>\$ -</u>	<u>\$ 8,165.00</u>	<u>\$ 22,370.00</u>	<u>\$ 14,205.00</u>	<u>36.50%</u>
TDRPS - TITLE IVE (T08)						
Child Protective Services	4,653.27	907.26	52,794.02	173,758.00	120,963.98	30.38%
FUND TOTAL	<u>\$ 4,653.27</u>	<u>\$ 907.26</u>	<u>\$ 52,794.02</u>	<u>\$ 173,758.00</u>	<u>\$ 120,963.98</u>	<u>30.38%</u>
JUVENILE PROBATION DISTRICT (T10)						
Juvenile Services	2,726.63	-	20,073.26	198,891.00	178,817.74	10.09%
FUND TOTAL	<u>\$ 2,726.63</u>	<u>\$ -</u>	<u>\$ 20,073.26</u>	<u>\$ 198,891.00</u>	<u>\$ 178,817.74</u>	<u>10.09%</u>
UNCLAIMED JUVENILE RESTITUTION (T11)						
Juvenile Services	-	-	-	10,777.00	10,777.00	0.00%
FUND TOTAL	<u>\$ -</u>	<u>\$ -</u>	<u>\$ -</u>	<u>\$ 10,777.00</u>	<u>\$ 10,777.00</u>	<u>0.00%</u>
DEFERRED PROSECUTION (T13)						
District Attorney	4,675.00	-	45,800.00	47,100.00	1,300.00	97.24%
FUND TOTAL	<u>\$ 4,675.00</u>	<u>\$ -</u>	<u>\$ 45,800.00</u>	<u>\$ 47,100.00</u>	<u>\$ 1,300.00</u>	<u>97.24%</u>
SLIAG - HUMAN SERVICE (T15)						
Human Services	-	-	2,657.75	2,884.00	226.25	92.15%
FUND TOTAL	<u>\$ -</u>	<u>\$ -</u>	<u>\$ 2,657.75</u>	<u>\$ 2,884.00</u>	<u>\$ 226.25</u>	<u>92.15%</u>
HISTORICAL COMMISSION (T20)						
Historical Commission	-	-	-	4,662.00	4,662.00	0.00%
FUND TOTAL	<u>\$ -</u>	<u>\$ -</u>	<u>\$ -</u>	<u>\$ 4,662.00</u>	<u>\$ 4,662.00</u>	<u>0.00%</u>
HISTORICAL COMMISSION ARCHIVES (T21)						
Historical Commission	-	-	-	6,966.00	6,966.00	0.00%
FUND TOTAL	<u>\$ -</u>	<u>\$ -</u>	<u>\$ -</u>	<u>\$ 6,966.00</u>	<u>\$ 6,966.00</u>	<u>0.00%</u>
CEMETERY FUND (T23)						
Historical Commission	-	2,235.00	2,235.00	26,856.00	24,621.00	8.32%
FUND TOTAL	<u>\$ -</u>	<u>\$ 2,235.00</u>	<u>\$ 2,235.00</u>	<u>\$ 26,856.00</u>	<u>\$ 24,621.00</u>	<u>8.32%</u>

**TARRANT COUNTY, TEXAS
BUDGET REPORT
FOR THE ELEVEN (11) MONTHS ENDED 8/31/2014**

	CURRENT MONTH EXPENDITURES	ENCUMBRANCES AND COMMITMENTS	TOTAL EXPENDITURES ENCUMBRANCES & COMMITMENTS	TOTAL BUDGET	UNEXPENDED BUDGET	% BUDGET USED
DA JPS CONTRACT (T30)						
District Attorney	30,844.65	3,500.00	357,696.57	449,728.00	92,031.43	79.54%
FUND TOTAL	<u>\$ 30,844.65</u>	<u>\$ 3,500.00</u>	<u>\$ 357,696.57</u>	<u>\$ 449,728.00</u>	<u>\$ 92,031.43</u>	<u>79.54%</u>
EMERGENCY SERVICES DISTRICT (T31)						
Fire Marshal	6,144.82	-	81,074.17	83,032.00	1,957.83	97.64%
FUND TOTAL	<u>\$ 6,144.82</u>	<u>\$ -</u>	<u>\$ 81,074.17</u>	<u>\$ 83,032.00</u>	<u>\$ 1,957.83</u>	<u>97.64%</u>
CSCD BOND SUPERVISION UNIT (T33)						
Community Supervision	36,572.83	135.00	501,403.61	580,000.00	78,596.39	86.45%
FUND TOTAL	<u>\$ 36,572.83</u>	<u>\$ 135.00</u>	<u>\$ 501,403.61</u>	<u>\$ 580,000.00</u>	<u>\$ 78,596.39</u>	<u>86.45%</u>
DIRECT PROGRAM (T34)						
Criminal Court Administration	-	-	6,136.32	7,701.00	1,564.68	79.68%
FUND TOTAL	<u>\$ -</u>	<u>\$ -</u>	<u>\$ 6,136.32</u>	<u>\$ 7,701.00</u>	<u>\$ 1,564.68</u>	<u>79.68%</u>
MEDICAL EXAMINER CONFERENCE (T37)						
Medical Examiner	819.40	-	3,570.07	14,475.00	10,904.93	24.66%
FUND TOTAL	<u>\$ 819.40</u>	<u>\$ -</u>	<u>\$ 3,570.07</u>	<u>\$ 14,475.00</u>	<u>\$ 10,904.93</u>	<u>24.66%</u>
INMATE REINTEGRATION PROGRAM (T39)						
Non-Departmental	-	9,150.00	25,000.00	25,076.00	76.00	99.70%
FUND TOTAL	<u>\$ -</u>	<u>\$ 9,150.00</u>	<u>\$ 25,000.00</u>	<u>\$ 25,076.00</u>	<u>\$ 76.00</u>	<u>99.70%</u>
SICKLE CELL DISEASE PROJECT (T44)						
Public Health	1,064.00	-	4,085.22	12,393.00	8,307.78	32.96%
FUND TOTAL	<u>\$ 1,064.00</u>	<u>\$ -</u>	<u>\$ 4,085.22</u>	<u>\$ 12,393.00</u>	<u>\$ 8,307.78</u>	<u>32.96%</u>
MISCELLANEOUS DONATIONS - JUVENILE PROBATION (T52)						
Juvenile Services	1,187.36	2,952.71	8,835.06	48,446.00	39,610.94	18.24%
FUND TOTAL	<u>\$ 1,187.36</u>	<u>\$ 2,952.71</u>	<u>\$ 8,835.06</u>	<u>\$ 48,446.00</u>	<u>\$ 39,610.94</u>	<u>18.24%</u>
MISCELLANEOUS DONATIONS - HUMAN SERVICES-TXU (T56)						
Human Services	5,208.42	-	230,428.91	298,063.00	67,634.09	77.31%
FUND TOTAL	<u>\$ 5,208.42</u>	<u>\$ -</u>	<u>\$ 230,428.91</u>	<u>\$ 298,063.00</u>	<u>\$ 67,634.09</u>	<u>77.31%</u>
MISCELLANEOUS DONATIONS - HUMAN SERVICES-RELIANT (T5640)						
Human Services	1,856.74	-	27,003.16	30,641.00	3,637.84	88.13%
FUND TOTAL	<u>\$ 1,856.74</u>	<u>\$ -</u>	<u>\$ 27,003.16</u>	<u>\$ 30,641.00</u>	<u>\$ 3,637.84</u>	<u>88.13%</u>
MISCELLANEOUS DONATIONS - HUMAN SERVICES-CIRRO (T5642)						
Human Services	-	-	287.59	2,622.23	2,334.64	10.97%
FUND TOTAL	<u>\$ -</u>	<u>\$ -</u>	<u>\$ 287.59</u>	<u>\$ 2,622.23</u>	<u>\$ 2,334.64</u>	<u>10.97%</u>

**TARRANT COUNTY, TEXAS
BUDGET REPORT
FOR THE ELEVEN (11) MONTHS ENDED 8/31/2014**

	CURRENT MONTH EXPENDITURES	ENCUMBRANCES AND COMMITMENTS	TOTAL EXPENDITURES ENCUMBRANCES & COMMITMENTS	TOTAL BUDGET	UNEXPENDED BUDGET	% BUDGET USED
MISCELLANEOUS DONATIONS HUMAN SERVICES-STREAM (T5644)						
Human Services	-	-	-	555.00	555.00	0.00%
FUND TOTAL	<u>\$ -</u>	<u>\$ -</u>	<u>\$ -</u>	<u>\$ 555.00</u>	<u>\$ 555.00</u>	<u>0.00%</u>
MISCELLANEOUS DONATIONS HUMAN SERVICES-ATMOS (T5645)						
Human Services	-	-	(133.00)	10,480.00	10,613.00	-1.27%
FUND TOTAL	<u>\$ -</u>	<u>\$ -</u>	<u>\$ (133.00)</u>	<u>\$ 10,480.00</u>	<u>\$ 10,613.00</u>	<u>-1.27%</u>
MISCELLANEOUS DONATIONS HUMAN SERVICES-DIRECT ENERGY (T5646)						
Human Services	1,828.84	-	38,442.37	46,543.00	8,100.63	82.60%
FUND TOTAL	<u>\$ 1,828.84</u>	<u>\$ -</u>	<u>\$ 38,442.37</u>	<u>\$ 46,543.00</u>	<u>\$ 8,100.63</u>	<u>82.60%</u>
MISCELLANEOUS DONATIONS - CPS (T57)						
Child Protective Services	11,818.21	523.59	57,194.17	90,588.00	33,393.83	63.14%
FUND TOTAL	<u>\$ 11,818.21</u>	<u>\$ 523.59</u>	<u>\$ 57,194.17</u>	<u>\$ 90,588.00</u>	<u>\$ 33,393.83</u>	<u>63.14%</u>
MISCELLANEOUS DONATIONS - HEALTH DEPT (T58)						
Public Health	-	-	460.67	55,573.00	55,112.33	0.83%
FUND TOTAL	<u>\$ -</u>	<u>\$ -</u>	<u>\$ 460.67</u>	<u>\$ 55,573.00</u>	<u>\$ 55,112.33</u>	<u>0.83%</u>
MISCELLANEOUS DONATIONS - FAMILY COURT SERVICES (T60)						
Domestic Relations	-	-	3,786.00	9,000.00	5,214.00	42.07%
FUND TOTAL	<u>\$ -</u>	<u>\$ -</u>	<u>\$ 3,786.00</u>	<u>\$ 9,000.00</u>	<u>\$ 5,214.00</u>	<u>42.07%</u>
MISCELLANEOUS DONATIONS - CRCG (T61)						
Public Assistance	1,315.00	-	28,692.26	44,692.00	15,999.74	64.20%
FUND TOTAL	<u>\$ 1,315.00</u>	<u>\$ -</u>	<u>\$ 28,692.26</u>	<u>\$ 44,692.00</u>	<u>\$ 15,999.74</u>	<u>64.20%</u>
MISCELLANEOUS DONATIONS - PEACE OFFICERS MEMORIAL (T62)						
Peace Officers Memorial	-	-	-	20,322.00	20,322.00	0.00%
FUND TOTAL	<u>\$ -</u>	<u>\$ -</u>	<u>\$ -</u>	<u>\$ 20,322.00</u>	<u>\$ 20,322.00</u>	<u>0.00%</u>
ATTF RENTAL ASSOC DONATION (T65)						
Sheriff	-	-	250.17	1,220.00	969.83	20.51%
FUND TOTAL	<u>\$ -</u>	<u>\$ -</u>	<u>\$ 250.17</u>	<u>\$ 1,220.00</u>	<u>\$ 969.83</u>	<u>20.51%</u>
CONTRACT ELECTIONS (T71)						
Elections Administration	13,973.55	87,393.89	2,523,309.57	3,803,637.00	1,280,327.43	66.34%
FUND TOTAL	<u>\$ 13,973.55</u>	<u>\$ 87,393.89</u>	<u>\$ 2,523,309.57</u>	<u>\$ 3,803,637.00</u>	<u>\$ 1,280,327.43</u>	<u>66.34%</u>
ELECTIONS CHAPTER 19 (T73)						
Elections Administration	1,674.89	-	21,826.27	405,390.00	383,563.73	5.38%
FUND TOTAL	<u>\$ 1,674.89</u>	<u>\$ -</u>	<u>\$ 21,826.27</u>	<u>\$ 405,390.00</u>	<u>\$ 383,563.73</u>	<u>5.38%</u>

