


---

# COUNTY AUDITOR

**TARRANT COUNTY FINANCIAL STATEMENTS  
FOR THE MONTH OF MAY 2014**



**TARRANT COUNTY, TEXAS**

---



## **TARRANT COUNTY**

**TARRANT COUNTY ADMINISTRATION BUILDING - ROOM 506  
100 E. WEATHERFORD  
FORT WORTH, TEXAS 76196-0103  
817/884-1205  
Fax 817/884-1104**

**S. RENEE TIDWELL, CPA  
COUNTY AUDITOR  
rtidwell@tarrantcounty.com**

**CRAIG MAXWELL  
FIRST ASSISTANT COUNTY AUDITOR  
cmaxwell@tarrantcounty.com**

June 24, 2014

The Honorable District Judges  
The Honorable Commissioners Court  
Tarrant County, Texas

RE: County Auditor's May 2014 Financial Reports

I herewith submit the financial report of Tarrant County, Texas as of and for the eight months ending May 31, 2014.

If you have any questions concerning this report or the financial well-being of the County, please call.

Sincerely,

[REDACTED]  
S. Renée Tidwell, CPA  
County Auditor

**TARRANT COUNTY, TEXAS  
COMBINED BALANCE SHEET  
GOVERNMENTAL FUNDS  
AS OF 5/31/2014**

<u>COMBINED TOTAL</u>		<u>GENERAL</u>	<u>ROAD &amp; BRIDGE</u>	<u>DEBT SERVICE</u>
<b>ASSETS</b>				
\$421,964,378.02	CASH AND INVESTMENTS	\$169,349,589.23	\$16,539,890.34	\$26,704,463.32
19,048,318.68	TAXES RECEIVABLE (NET)	17,095,362.16	7,314.89	1,945,641.63
11,215,197.20	OTHER RECEIVABLES (NET)	2,533,286.57	59,598.90	44,366.18
5,035,903.19	FEE OFFICE RECEIVABLE	5,035,903.19	0.00	0.00
7,962,493.22	DUE FROM OTHER FUNDS	7,962,493.22	0.00	0.00
2,370,000.00	LONG TERM RECEIVABLE - TCCC	2,370,000.00	0.00	0.00
<u>1,622,888.66</u>	PREPAID EXPENSES AND INVENTORY	<u>855,981.75</u>	<u>618,919.47</u>	<u>0.00</u>
<u>\$469,219,178.97</u>	<b>TOTAL ASSETS</b>	<u>\$205,202,616.12</u>	<u>\$17,225,723.60</u>	<u>\$28,694,471.13</u>
<b>LIABILITIES AND FUND BALANCE</b>				
<b>LIABILITIES:</b>				
\$6,283,782.73	ACCOUNTS PAYABLE	\$1,737,342.65	\$302,573.80	\$1,209.06
13,246,027.08	OTHER LIABILITIES	7,952,285.71	256,441.33	0.00
7,962,493.22	DUE TO OTHER FUNDS	0.00	0.00	0.00
24,914,290.20	UNEARNED REVENUE	17,095,362.16	7,314.89	1,945,641.63
<u>5,035,903.19</u>	UNEARNED REVENUE-FEE OFFICE	<u>5,035,903.19</u>	<u>0.00</u>	<u>0.00</u>
57,442,496.42	<b>TOTAL LIABILITIES</b>	31,820,893.71	566,330.02	1,946,850.69
<b>FUND BALANCE:</b>				
<u>411,776,682.55</u>	<b>FUND BALANCE</b>	<u>173,381,722.41</u>	<u>16,659,393.58</u>	<u>26,747,620.44</u>
<u>411,776,682.55</u>	<b>TOTAL FUND BALANCE</b>	<u>173,381,722.41</u>	<u>16,659,393.58</u>	<u>26,747,620.44</u>
<u>\$469,219,178.97</u>	<b>TOTAL LIABILITIES AND FUND BALANCE</b>	<u>\$205,202,616.12</u>	<u>\$17,225,723.60</u>	<u>\$28,694,471.13</u>

<b>CAPITAL PROJECTS</b>	<b>GRANT FUNDS</b>	<b>OTHER GOVERNMENTAL FUNDS</b>
\$170,730,692.02	\$8,899,180.89	\$29,740,562.22
0.00	0.00	0.00
297,619.00	5,675,579.35	2,604,747.20
0.00	0.00	0.00
0.00	0.00	0.00
0.00	0.00	0.00
<u>18,803.82</u>	<u>84,137.24</u>	<u>45,046.38</u>
<b><u>\$171,047,114.84</u></b>	<b><u>\$14,658,897.48</u></b>	<b><u>\$32,390,355.80</u></b>

\$2,778,652.37	\$1,225,707.34	\$238,297.51
6,099.48	905,417.03	4,125,783.53
0.00	7,833,071.29	129,421.93
0.00	4,694,701.82	1,171,269.70
<u>0.00</u>	<u>0.00</u>	<u>0.00</u>
2,784,751.85	14,658,897.48	5,664,772.67
<u>168,262,362.99</u>	<u>0.00</u>	<u>26,725,583.13</u>
<u>168,262,362.99</u>	<u>0.00</u>	<u>26,725,583.13</u>
<b><u>\$171,047,114.84</u></b>	<b><u>\$14,658,897.48</u></b>	<b><u>\$32,390,355.80</u></b>

**TARRANT COUNTY, TEXAS**  
**COMBINED STATEMENT OF REVENUES AND EXPENDITURES**  
**AND CHANGES IN FUND BALANCE**  
**GOVERNMENTAL FUNDS**  
**FOR THE EIGHT (8) MONTHS ENDED 5/31/2014**

<u>COMBINED TOTAL</u>		<u>GENERAL</u>	<u>ROAD &amp; BRIDGE</u>	<u>DEBT SERVICE</u>
	<b>REVENUES:</b>			
\$320,961,616.86	TAXES, LICENSES AND PERMITS	\$287,348,714.08	\$822.91	\$33,562,085.32
58,986,459.25	FEES OF OFFICE	39,922,762.19	12,193,675.44	0.00
4,035,028.42	FINES	4,035,028.42	0.00	0.00
71,261,629.91	INTERGOVERNMENTAL	13,244,628.53	32,032.58	0.00
728,058.74	INVESTMENT INCOME	361,879.90	23,835.44	22,994.67
<u>10,386,508.56</u>	MISCELLANEOUS	<u>6,116,755.33</u>	<u>1,553,870.79</u>	<u>0.00</u>
466,359,301.74	TOTAL REVENUES	351,029,768.45	13,804,237.16	33,585,079.99
	<b>EXPENDITURES:</b>			
	<b>CURRENT:</b>			
77,365,638.00	GENERAL GOVERNMENT	68,988,786.07	1,949,954.06	0.00
78,286,879.98	PUBLIC SAFETY	74,766,724.14	0.00	0.00
98,906,904.66	JUDICIAL	89,692,492.50	0.00	0.00
48,507,335.84	COMMUNITY SERVICES	3,651,411.59	0.00	0.00
12,829,802.47	TRANSPORTATION	0.00	12,829,802.47	0.00
37,195,234.10	CAPITAL/CONSTRUCTION	27,104.68	0.00	0.00
<u>7,323,395.78</u>	DEBT SERVICE	<u>0.00</u>	<u>0.00</u>	<u>7,323,395.78</u>
<u>360,415,190.83</u>	TOTAL EXPENDITURES	<u>237,126,518.98</u>	<u>14,779,756.53</u>	<u>7,323,395.78</u>
105,944,110.91	EXCESS (DEFICIT) OF REVENUES OVER EXPENDITURES	113,903,249.47	(975,519.37)	26,261,684.21
	<b>OTHER FINANCING SOURCES (USES):</b>			
19,141,738.69	OPERATING TRANSFERS IN	425,237.80	1,832,702.00	0.00
<u>(19,641,738.69)</u>	OPERATING TRANSFERS OUT	<u>(19,075,245.28)</u>	<u>0.00</u>	<u>0.00</u>
105,444,110.91	EXCESS (DEFICIT ) OF REVENUES AND OPERATING TRANSFERS OVER EXPENDITURES	95,253,241.99	857,182.63	26,261,684.21
	<b>FUND BALANCES:</b>			
<u>306,332,571.64</u>	BEGINNING OF PERIOD	<u>78,128,480.42</u>	<u>15,802,210.95</u>	<u>485,936.23</u>
<u>\$411,776,682.55</u>	END OF PERIOD	<u>\$173,381,722.41</u>	<u>\$16,659,393.58</u>	<u>\$26,747,620.44</u>

<u>CAPITAL PROJECTS</u>	<u>GRANT FUNDS</u>	<u>OTHER GOVERNMENTAL FUNDS</u>
\$0.00	\$0.00	\$49,994.55
0.00	640,559.35	6,229,462.27
0.00	0.00	0.00
0.00	46,269,846.84	11,715,121.96
269,565.01	11,516.86	38,266.86
<u>470,020.17</u>	<u>240,340.93</u>	<u>2,005,521.34</u>
739,585.18	47,162,263.98	20,038,366.98
0.00	2,377,614.58	4,049,283.29
0.00	2,409,918.05	1,110,237.79
0.00	6,724,449.99	2,489,962.17
0.00	34,029,924.87	10,825,999.38
0.00	0.00	0.00
34,493,945.94	1,620,356.49	1,053,826.99
<u>0.00</u>	<u>0.00</u>	<u>0.00</u>
<u>34,493,945.94</u>	<u>47,162,263.98</u>	<u>19,529,309.62</u>
(33,754,360.76)	0.00	509,057.36
15,842,543.28	141,255.61	900,000.00
<u>0.00</u>	<u>(141,255.61)</u>	<u>(425,237.80)</u>
(17,911,817.48)	0.00	983,819.56
<u>186,174,180.47</u>	<u>0.00</u>	<u>25,741,763.57</u>
<u>\$168,262,362.99</u>	<u>\$0.00</u>	<u>\$26,725,583.13</u>

**TARRANT COUNTY, TEXAS  
STATEMENT OF NET ASSETS  
PROPRIETARY FUNDS  
AS OF 5/31/2014**

<u>COMBINED TOTAL</u>		<u>ENTERPRISE</u>	<u>INTERNAL SERVICE</u>
	<b>ASSETS</b>		
\$21,742,116.36	CASH AND INVESTMENTS	\$1,904,194.20	\$19,837,922.16
35,185.31	OTHER RECEIVABLES (NET)	21,415.57	13,769.74
144,671.26	PREPAID EXPENSES AND INVENTORY	5,338.26	139,333.00
<u>4,674,915.19</u>	FIXED ASSETS (NET)	<u>4,674,915.19</u>	<u>0.00</u>
<u>\$26,596,888.12</u>	TOTAL ASSETS	<u>\$6,605,863.22</u>	<u>\$19,991,024.90</u>
	<b>LIABILITIES AND NET ASSETS</b>		
	<b>LIABILITIES:</b>		
\$568,483.40	ACCOUNTS PAYABLE	\$25,240.92	\$543,242.48
9,815,580.81	OTHER LIABILITIES	15,520.00	9,800,060.81
38,208.00	DEFERRED REVENUE	0.00	38,208.00
<u>122,969.52</u>	COMPENSATED ABSENCES	<u>122,969.52</u>	<u>0.00</u>
10,545,241.73	TOTAL LIABILITIES	163,730.44	10,381,511.29
	<b>NET ASSETS:</b>		
<u>16,051,646.39</u>	NET ASSETS	<u>6,442,132.78</u>	<u>9,609,513.61</u>
<u>16,051,646.39</u>	TOTAL NET ASSETS	<u>6,442,132.78</u>	<u>9,609,513.61</u>
<u>\$26,596,888.12</u>	TOTAL LIABILITIES AND NET ASSETS	<u>\$6,605,863.22</u>	<u>\$19,991,024.90</u>

**TARRANT COUNTY, TEXAS  
 COMBINED STATEMENT OF REVENUES, EXPENSES  
 AND CHANGES IN FUND NET POSITION  
 PROPRIETARY FUNDS  
 FOR THE EIGHT (8) MONTHS ENDED 5/31/2014**

COMBINED TOTAL		ENTERPRISE	INTERNAL SERVICE
	<b>OPERATING REVENUES:</b>		
\$1,980,566.32	BUILDING RENTALS	\$1,980,566.32	\$0.00
11,738,876.35	USER FEES	0.00	11,738,876.35
36,191,395.61	COUNTY CONTRIBUTIONS	0.00	36,191,395.61
490,655.14	OTHER REVENUES	202,044.28	288,610.86
50,401,493.42	TOTAL OPERATING REVENUES	2,182,610.60	48,218,882.82
	<b>OPERATING EXPENSES:</b>		
687,893.89	PERSONNEL	687,893.89	0.00
1,143,877.82	BUILDING AND EQUIPMENT	1,140,588.09	3,289.73
247,249.62	DEPRECIATION AND AMORTIZATION	247,249.62	0.00
39,230,948.32	SELF INSURANCE CLAIMS	0.00	39,230,948.32
3,944,991.14	INSURANCE PREMIUMS	27,166.73	3,917,824.41
2,000,418.09	ADMINISTRATION	0.00	2,000,418.09
575,970.01	OTHER EXPENSES	81,788.65	494,181.36
47,831,348.89	TOTAL OPERATING EXPENSES	2,184,686.98	45,646,661.91
2,570,144.53	OPERATING INCOME (LOSS)	(2,076.38)	2,572,220.91
	<b>NON-OPERATING REVENUE (EXPENSE):</b>		
30,164.81	INTEREST INCOME	2,696.58	27,468.23
2,600,309.34	NET INCOME (LOSS) BEFORE TRANSFERS	620.20	2,599,689.14
	<b>OPERATING TRANSFERS:</b>		
600,000.00	OPERATING TRANSFERS IN	0.00	600,000.00
(100,000.00)	OPERATING TRANSFERS OUT	0.00	(100,000.00)
3,100,309.34	NET INCOME (LOSS)	620.20	3,099,689.14
	<b>NET POSITION:</b>		
12,951,337.05	BEGINNING OF PERIOD	6,441,512.58	6,509,824.47
\$16,051,646.39	END OF PERIOD	\$6,442,132.78	\$9,609,513.61



**TARRANT COUNTY, TEXAS  
 COMBINED BALANCE SHEET  
 AGENCY FUNDS  
 AS OF 5/31/2014**

<u>COMBINED TOTAL</u>		<u>PAYROLL CLEARING</u>	<u>FEE OFFICE</u>
	<b>ASSETS</b>		
\$41,223,542.50	CASH AND INVESTMENTS	\$6,039,143.75	\$35,184,398.75
56,166.04	OTHER RECEIVABLES	56,166.04	0.00
278,077,415.98	FEE OFFICE RECEIVABLE	0.00	278,077,415.98
<u>58,591,724.95</u>	RESTRICTED ASSETS	<u>0.00</u>	<u>58,591,724.95</u>
<u>\$377,948,849.47</u>	TOTAL ASSETS	<u>\$6,095,309.79</u>	<u>\$371,853,539.68</u>
	<b>LIABILITIES AND FUND BALANCE</b>		
\$5,169.38	ACCOUNTS PAYABLE	\$5,169.38	\$0.00
<u>377,943,680.09</u>	OTHER LIABILITIES	<u>6,090,140.41</u>	<u>371,853,539.68</u>
<u>\$377,948,849.47</u>	TOTAL LIABILITIES AND FUND BALANCE	<u>\$6,095,309.79</u>	<u>\$371,853,539.68</u>

**TARRANT COUNTY, TEXAS  
NOTES TO COMBINED FINANCIAL STATEMENTS  
FOR THE EIGHT (8) MONTHS ENDED 5/31/2014**

**I. SUMMARY OF SIGNIFICANT ACCOUNTING POLICIES:**

**Reporting Entity**

The accompanying financial statements reflect the funds and accounts of the financial reporting entity Tarrant County, Texas (the "County"), as of May 2014 and for the eight months then ended. Other components of the County not included in the accompanying financial statements include, Tarrant County Hospital District, Tarrant County Mental Health and Mental Retardation Services, Tarrant County Industrial Development Corporation, Tarrant County Health Facilities Development Corporation, Tarrant County Cultural Education Facilities Finance Corporation, and Tarrant County Housing Financing Corporation. These components are technically a part of the "reporting entity" because of the budgetary oversight responsibility by the Commissioners' Court of Tarrant County. These components however are unrelated to the financial condition and results of operations of the County, and have been excluded from the accompanying financial statements. Separate financial statements of these entities are available upon request.

**Revenue Recognition**

Revenue is generally recognized on the modified accrual basis. Under this method of accounting, revenues are recognized when susceptible to accrual, i.e., both measurable and available. The primary revenue sources susceptible to accrual are property taxes, fines and fees due to fee offices which are recognized as unearned revenue until cash is received. Other sources are generally not measurable until received in cash.

**Expenditure Recognition**

Expenditures are recorded when incurred. Expenditures for principal and interest on long-term debt are recorded when due. The accrual basis of accounting is utilized in the proprietary funds. Encumbrances are not included as expenditures.

**Budget Basis Reporting**

The budget is prepared utilizing a modified cash basis of accounting, with adjustments for encumbrances, as allowed by state statutes. Budget basis information is presented in the accompanying "Budgetary Information" section at a summary level. Budget information at the legal level of control is available upon request.

**Investment Income Allocation**

To maximize investment earnings on "idle" cash and cash equivalents, a "pooled cash" concept is utilized. Under this concept nearly all deposits are maintained in the same bank account and are invested on a daily basis. Generally, interest earnings are allocated to each fund based on the funds relative percentage of the total pool.

**Compensated Absences**

Accumulated unpaid vacation leave and vested sick pay have been recorded in the Enterprise Fund for the Resource Connection. An additional amount has been accrued for salary related payments associated with the payment of compensated absences. The amount of compensated absences for the remaining governmental funds is \$39,332,493 which is reported in the comprehensive annual financial report.

**Incurred But Not Reported**

Included in the "Other Liabilities" of the Internal Service fund's Employee Benefits is \$2,800,000 of incurred but not reported medical and drug claims.

**TARRANT COUNTY, TEXAS  
NOTES TO COMBINED FINANCIAL STATEMENTS  
FOR THE EIGHT (8) MONTHS ENDED 5/31/2014**

**II. BASIS OF PRESENTATION:**

The accounts of the County are organized and operated on the basis of funds, each of which is considered a separate accounting entity. Government resources are allocated to and accounted for in individual funds based on the purpose for which they are to be spent and the means by which spending activities are controlled.

Funds are classified into three categories: Governmental, Proprietary and Fiduciary. Each category is divided into separate fund types. The following fund types are used by the County.

Governmental Funds: Used to account for all or most of a government's general activity.

General Fund – used to account for the general operations of the County.

Road and Bridge Fund – used to account for the collection and expenditure of those monies designated to be spent for acquisition, construction and maintenance of county roads and bridges.

Debt Service Fund – used to account for accumulation of resources and for the payment of general long-term debt principal, interest, and related costs.

Capital Projects Funds – used to account for financial resources to be used for the acquisition and/or construction of major capital facilities.

Grant Funds – used to account for the activities conducted under the many grant agreements between the County and various state and federal organizations.

Other Governmental Funds – used to account for specific revenue sources which are legally restricted to expenditures for specified purposes.

Proprietary Funds: Used to account for operations that are financed in a manner similar to those in the private sector, where the determination of net income is appropriate for sound financial administration.

Enterprise Fund – used to account for operations that are financed and operated in a manner similar to private enterprise where the County's intent is to provide goods or services to the public on a continuing basis financed primarily through user charges. The County operates two enterprise funds, the Resource Connection and Oil and Gas Royalty.

Internal Service Funds – used to account for the various self-insurance activities for the County.

Fiduciary Funds: Used to account for assets held by the County in a trustee or agency capacity for others and therefore cannot be used to support the government's own programs. The County has two fiduciary agency funds: Payroll Clearing and Fee Office funds. The Fee Office fund accounts for monies still in the custody of the fee officers. It includes tax collections in behalf of other taxing jurisdictions and restricted assets of court ordered trust funds administered by the County Clerk and District Clerk.

**TARRANT COUNTY, TEXAS  
 NOTES TO COMBINED FINANCIAL STATEMENTS  
 FOR THE EIGHT (8) MONTHS ENDED 5/31/2014**

**III. NEGATIVE CASH BALANCES:**

The following funds have negative cash balances at the balance sheet date. This occurs when expenditures exceed revenue collection. The General Fund has advanced money to these Funds thereby, allowing for continued operation of the related programs. These advances by the General Fund have been reflected in the accompanying combined balance sheet as Due from other funds. The advances also represent a loss of investment earnings to the General Fund and are not a reimbursable item by the grantor under reimbursing grant agreements.

Most negative cash balances arise in the County's reimbursing grant programs. These programs require the payment of expenditures prior to the reimbursement by the grantor. These cash deficits have existed for years and do not create any major concerns. However, this information is helpful to the reader of the financial statements to provide a fuller understanding of the details of County operations.

<u>FUND</u>	<u>DEFICIT</u>
F0025 DHHS-RYAN WHITE TITLE IV PART D - WIC	\$ 50,937.19
F0027 RYAN WHITE PART C - OUTPATIENT EIS PROGRAM	50,324.92
F0028 RYAN WHITE HIV/AIDS TREATMENT MODERNIZATION ACT	327,986.56
F0032 RYAN WHITE PART B	649,457.82
F0033 SURVEILLANCE	28,646.59
F0035 HIV PREVENTION	102,012.10
F0037 HIV / H.O.P.W.A.	16,383.43
F0038 STD/HIV OPER	196,948.01
F0040 TDFPS-COMMUNITY YOUTH DEVELOPMENT	56,832.95
F0042 BIOTERRORISM PREPAREDNESS - LAB	26,250.98
F0043 BIOTERRORISM FORMULA	180,343.11
F0044 DSHS-C.R.I - CITIES READINESS INITIATIVE	39,407.37
F0045 TB/PC-TB CONTROL & PREVENTION (CLINIC)	113,468.37
F0046 TUBERCULOSIS - PREVENTION AND CONTROL	108,397.06
F0047 REFUGEE HEALTH	247,578.41
F0051 IMMUNIZATIONS	131,783.96
F0060 WIC CARD PARTICIPATION	1,970,277.10
F0062 ESSENTIAL HEALTH SERVICES OF PUBLIC HEALTH PRACTICE	47,275.11
F0066 LABORATORY RESPONSE NETWORK-HPP	3,180.30
F0093 NURSE FAMILY PARTNERSHIP GRANT	48,752.48
F0095 CDC-UNTHSC-TUBERCULOSIS EPIDEMIOLOGIC RESEARCH	37,530.07
G0008 CJD - FAMILY DRUG COURT	8,626.61
G0012 VETERANS COURT PROGRAM	36,612.33
G0018 CJD-REACHING INDEPENDENCE THROUGH SELF EMPOWER	18,628.72

**TARRANT COUNTY, TEXAS  
 NOTES TO COMBINED FINANCIAL STATEMENTS  
 FOR THE EIGHT (8) MONTHS ENDED 5/31/2014**

III. NEGATIVE CASH BALANCES (CONT'D):

<u>FUND</u>	<u>DEFICIT</u>
G0061 LIFESKILLS TRAINING	13,066.66
G0062 FIRST OFFENDER PROGRAM	8,736.00
G0065 VICTIMS ASSISTANCE GRANT-VOCA	14,264.18
G0081 VAWA - PROTECTIVE ORDER UNIT	20,277.74
G0082 CJD-DA BILINGUAL VICTIM ASSISTANCE COORDINATOR	15,825.71
G0084 D.I.R.E.C.T. PROGRAM	40,377.30
G0085 MENTAL HEALTH DIVERSION COURT PROGRAM	16,144.15
G0089 FELONY ALCOHOL INTERVENTION PROGRAM (CJD)	22,281.20
G0090 DOMESTIC VIOLENCE INTERVENTION PROGRAM - PRETRIAL	26,249.94
G0092 CJD-CSCD STATE DRUG COURT TRAINING	4,911.64
H0001 COMMUNITY DEVELOPMENT SALARY ALLOCATION FUND	12,073.03
H0041 HOME ADMINISTRATIVE FUNDS	121,720.93
H0042 COMMUNITY DEVELOPMENT BLOCK GRANT ADMIN	731,384.06
H0045 NEIGHBORHOOD STABILATION PROGRAM	36,332.68
H0061 HOUSING OPPORTUNITIES FOR PERSONS WITH AIDS (HOPWA)	966.67
H0071 EMERGENCY SHELTER PROGRAM	14,586.29
H0500 SUPPORTIVE HOUSING PROGRAM	503,376.25
L0013 OJP-DOJ-NIF FORENSID DNA BACKLOG REDUCTION GRANT	188,327.97
M0008 CITY OF FORT WORTH-JAG (MENTAL HEALTH LIAISON)	32,227.91
M0010 ADULT DRUG COURT- JAG	6,195.50
M0014 ACCESS AND VISITATION GRANT	9,825.00
M0022 AUTO THEFT TASK FORCE	326,535.24
M0034 TEXAS HISTORICAL COMMISSION-EDUCATIONAL TRAINING	750.00
M0040 HOMELAND SECURITY GRANT PROGRAM	53,134.92
M0044 TXDOT COURTESY PATROL PROGRAM	352,999.55
M0066 TXDOT-TRAFFIC SAFETY FOR EXPANSION OF THE DWI NO REFUSAL	7,268.00
P0016 TJJJ-SPECIAL NEEDS DIVERSIONARY PROGRAM	8,906.58
P0027 TJJJ-JJAEP	701,479.93
R0014 SECTION 8 - HOUSING ADMIN	34,380.57
R0032 SHELTER PLUS CARE	10,805.75
R0075 MDRC FSS ELEVUATION SITE CONTRACT	18.39
SUB-TOTAL GRANTS	<u>7,833,071.29</u>
23100 GUARDIANSHIP	12,147.62
G1100 8th ADMIN JUDICIAL REGION	238.28
T3100 TC EMERGENCY SERVICES DISTRICT #1	5,316.64
T3300 CSCD BOND SUPERVISION UNIT	25,641.32
T4400 SICKLE CELL DISEASE	7.60
T7100 CONTRACT ELECTIONS	84,074.29
T7300 ELECTIONS CHAPTER 19	1,996.18
	<u>\$ 7,962,493.22</u>

**TARRANT COUNTY, TEXAS**  
**NOTES TO COMBINED FINANCIAL STATEMENTS**  
**FOR THE EIGHT (8) MONTHS ENDED 5/31/2014**

**IV. CAPITAL ASSETS:**

A summary of the Governmental Funds' capital assets follows:

	<u>Balance</u> <u>October 1, 2013</u>	<u>Additions</u>	<u>Disposals/ Adjustments</u>	<u>Balance</u> <u>May 31, 2014</u>
Land and land improvements	\$ 54,002,573.15	\$ 206,417.90	\$ (150,000.00)	\$ 54,058,991.05
Building and improvements	388,779,053.51	153,221.50	(2,890,730.00)	386,041,545.01
Construction in progress	42,615,264.07	19,710,712.35	-	62,325,976.42
Fixed equipment	113,209,825.76	4,377,366.67	(3,260,542.32)	114,326,650.11
Infrastructure	100,963,021.39			100,963,021.39
	<u>\$ 699,569,737.88</u>	<u>\$ 24,447,718.42</u>	<u>\$ (6,301,272.32)</u>	<u>\$ 717,716,183.98</u>

**V. SCHEDULE OF OUTSTANDING BONDED DEBT:**

	<u>AMOUNT</u>	<u>INTEREST RATES</u>
2004 - Limited Tax Refunding & Improvement Bonds	\$ 1,495,000	4.00% to 5.00%
2005 - Limited Tax Refunding Bonds	10,545,000	4.00% to 5.00%
2006 - General Obligation	60,755,000	4.10% to 5.00%
2007 - General Obligation	41,525,000	4.50% to 5.25%
2008 - General Obligation	87,845,000	3.50% to 5.00%
2010 - Limited Tax Refunding & Improvement Bonds	62,210,000	3.00% to 5.00%
2013 - Limited Tax Refunding & Improvement Bonds	72,260,000	3.00% to 5.00%
Total Outstanding Bonded Debt	<u>\$ 336,635,000</u>	

Arbitrage provisions of the Internal Revenue Tax Act of 1986 require the County to rebate excess arbitrage earnings from bond proceeds to the federal government. This amount was estimated to be \$6,099.48 as of September 30, 2013.

**VI. FEE OFFICE FINANCIAL STATUS:**

These financial statements reflect financial balances as of the date indicated below for the fee offices of the County:

<u>OFFICE</u>	<u>AS OF</u>	<u>OFFICE</u>	<u>AS OF</u>
Tax Assessor/Collector	March 31, 2014	Child Support	April 30, 2014
County Clerk	April 30, 2014	Child Support – Trust	April 30, 2014
Sheriff	April 30, 2014	Justice of Peace 1	April 30, 2014
Constable 1	April 30, 2014	Justice of Peace 2	April 30, 2014
Constable 2	April 30, 2014	Justice of Peace 3	April 30, 2014
Constable 3	April 30, 2014	Justice of Peace 4	April 30, 2014
Constable 4	April 30, 2014	Justice of Peace 5	April 30, 2014
Constable 5	April 30, 2014	Justice of Peace 6	April 30, 2014
Constable 6	April 30, 2014	Justice of Peace 7	April 30, 2014
Constable 7	April 30, 2014	Justice of Peace 8	April 30, 2014
Constable 8	April 30, 2014	Community Supervision	
District Attorney	April 30, 2014	& Corrections	April 30, 2014
District Clerk	March 31, 2014	Domestic Relations	April 30, 2014

**TARRANT COUNTY, TEXAS  
NOTES TO COMBINED FINANCIAL STATEMENTS  
FOR THE EIGHT (8) MONTHS ENDED 5/31/2014**

**VII. CONTINGENCIES:**

The County is self-insured for workers' compensation, automobile bodily injury and property damage, comprehensive general liability and all self-insured retentions for existing policies. At May 31, 2014, \$6,981,723 has been accrued, based on an actuarial assessment, to provide for potential losses resulting from pending or threatened litigation, asserted claims and claims incurred but not reported.

**VIII. INVESTMENTS:**

All investment securities are purchased on the basis of "Delivery vs. Payment" and are held at JPMorgan Chase Bank – New York by the Safekeeping Department in a segregated account in the name of Tarrant County. "Delivery vs. Payment" means that the County's money is not released until the securities are delivered to the Safekeeping Department.

All securities held and transactions executed during the period conform to the requirements of the Government Code Section 2256, The Public Funds Investment Act, and the Tarrant County Investment Policy, as adopted by the Commissioners Court on November 26, 2013.

<u>DESCRIPTION</u>	<u>PAR</u>	<u>PURCHASE DATE</u>	<u>MATURITY DATE</u>	<u>BOOK VALUE</u>	<u>MARKET VALUE</u>
FHLB .65% qtrly. call 6/12/14	\$ 5,000,000	3/12/2014	9/12/2016	\$ 5,007,813	\$ 5,007,813
FHLB 1.10% qtrly. call 8/19/14	10,000,000	5/19/2014	5/19/2017	10,017,606	10,017,606
FHLB 1.50% qtrly. call 8/21/14	10,000,000	5/21/2014	2/21/2018	10,023,004	10,023,004
			Average Rate		
JPMorgan Chase Savings			0.30%	170,569,661	170,569,661
JPMorgan Chase Savings II			0.30%	30,152,313	30,152,313
JPMorgan Chase Checking			0.30%	90,234,856	90,234,856
Lone Star Investment Pool			0.04%	47,203,063	47,203,063
Texas CLASS Investment Pool			0.10%	1,357,275	1,357,275
TexStar Investment Pool			0.03%	46,366,792	46,366,792
LOGIC Investment Pool			0.10%	1,275,541	1,275,541
TexPool Investment Pool			0.02%	43,326,174	43,326,174
<b>TOTAL INVESTMENTS</b>				<b><u>\$ 455,534,098</u></b>	<b><u>\$ 455,534,098</u></b>

Governmental Accounting Standards Board (GASB) Statement 31 requires that the book value of securities reflect the current market value. The book value of the securities listed above has been decreased by \$32,900 to reflect the current market value at May 31, 2014.

**TARRANT COUNTY, TEXAS  
CAPITAL PROJECT FUNDS  
FUND DESCRIPTIONS**

**FUND 451 - NON-DEBT CAPITAL FUND**

This fund was established to account for capital acquisitions funded from County auction proceeds, operating transfers from general fund, gas signing bonuses and gas royalties.

**FUND 475 – 1998 BOND ELECTION FUND**

This fund was established to account for the expenditure of the proceeds of General Obligation Bonds issued to fund capital acquisitions originally approved by the voters, primarily for the construction of the law center.

**FUND 476 – 2006 BOND ELECTION FUND**

This fund was established to account for the expenditure of the proceeds of General Obligation Bonds issued to fund capital acquisitions originally approved by the voters.

**FUND 477 – 2006 BOND ELECTION-TRANSPORTATION FUND**

This fund was established to account for the expenditure of the proceeds of General Obligation Bonds issued to fund transportation projects originally approved by the voters.



**TARRANT COUNTY, TEXAS  
COMBINING BALANCE SHEET  
CAPITAL PROJECTS FUNDS  
AS OF 5/31/2014**

<u>COMBINED TOTAL</u>		<u>NON-DEBT CAPITAL</u>	<u>1998 BOND ELECTION</u>	<u>2006 BOND ELECTION</u>
<b>ASSETS</b>				
\$170,730,692.02	CASH AND INVESTMENTS	\$52,281,010.95	\$107,045.10	\$45,804,633.35
297,619.00	OTHER RECEIVABLES	297,619.00	0.00	0.00
<u>18,803.82</u>	PREPAID EXPENSE	<u>18,803.82</u>	<u>0.00</u>	<u>0.00</u>
<u>\$171,047,114.84</u>	<b>TOTAL ASSETS</b>	<u>\$52,597,433.77</u>	<u>\$107,045.10</u>	<u>\$45,804,633.35</u>
<b>LIABILITIES AND FUND BALANCE</b>				
<b>LIABILITIES:</b>				
\$2,778,652.37	ACCOUNTS PAYABLE	\$2,659,988.26	\$0.00	\$117,030.86
<u>6,099.48</u>	OTHER LIABILITIES	<u>230.48</u>	<u>5,869.00</u>	<u>0.00</u>
2,784,751.85	<b>TOTAL LIABILITIES</b>	2,660,218.74	5,869.00	117,030.86
<b>FUND BALANCE :</b>				
<u>168,262,362.99</u>	FUND BALANCE	<u>49,937,215.03</u>	<u>101,176.10</u>	<u>45,687,602.49</u>
<u>\$171,047,114.84</u>	<b>TOTAL LIABILITIES AND FUND BALANCE</b>	<u>\$52,597,433.77</u>	<u>\$107,045.10</u>	<u>\$45,804,633.35</u>

**2006  
BOND ELECTION  
TRANSPORTATION**

---

\$72,538,002.62  
0.00  
0.00

---

**\$72,538,002.62**

\$1,633.25  
0.00

---

1,633.25

72,536,369.37

**\$72,538,002.62**

**TARRANT COUNTY, TEXAS**  
**COMBINING STATEMENT OF REVENUES AND EXPENDITURES**  
**AND CHANGES IN FUND BALANCE**  
**CAPITAL PROJECTS FUNDS**  
**FOR THE EIGHT (8) MONTHS ENDED 5/31/2014**

<u>COMBINED TOTAL</u>		<u>NON-DEBT CAPITAL</u>	<u>1998 BOND ELECTION</u>	<u>2006 BOND ELECTION</u>
	<b>REVENUES:</b>			
\$269,565.01	INVESTMENT INCOME	\$79,962.24	\$0.00	\$80,842.92
<u>470,020.17</u>	MISCELLANEOUS	<u>470,020.17</u>	<u>0.00</u>	<u>0.00</u>
739,585.18	TOTAL REVENUES	549,982.41	0.00	80,842.92
	<b>EXPENDITURES:</b>			
<u>34,493,945.94</u>	CAPITAL/CONSTRUCTION	<u>18,704,532.31</u>	<u>0.00</u>	<u>12,392,031.53</u>
<u>34,493,945.94</u>	TOTAL EXPENDITURES	<u>18,704,532.31</u>	<u>0.00</u>	<u>12,392,031.53</u>
(33,754,360.76)	EXCESS (DEFICIT) OF REVENUES OVER EXPENDITURES	(18,154,549.90)	0.00	(12,311,188.61)
	<b>OTHER FINANCING SOURCES (USES):</b>			
<u>15,842,543.28</u>	OPERATING TRANSFERS IN	<u>15,842,543.28</u>	<u>0.00</u>	<u>0.00</u>
(17,911,817.48)	EXCESS (DEFICIT ) OF REVENUES AND OPERATING TRANSFERS OVER EXPENDITURES	(2,312,006.62)	0.00	(12,311,188.61)
	<b>FUND BALANCE (DEFICIT):</b>			
<u>186,174,180.47</u>	BEGINNING OF PERIOD	<u>52,249,221.65</u>	<u>101,176.10</u>	<u>57,998,791.10</u>
<u>\$168,262,362.99</u>	END OF PERIOD	<u>\$49,937,215.03</u>	<u>\$101,176.10</u>	<u>\$45,687,602.49</u>

2006  
BOND ELECTION  
TRANSPORTATION

\$108,759.85  
0.00

108,759.85

3,397,382.10

3,397,382.10


(3,288,622.25)

0.00

(3,288,622.25)

75,824,991.62

\$72,536,369.37



**TARRANT COUNTY, TEXAS  
OTHER GOVERNMENTAL FUNDS  
FUND DESCRIPTION**

**FUND 241 - LAW LIBRARY FUND**

This fund was established, pursuant to State statutes, to account for the collection and expenditure of monies collected in civil cases supporting the Tarrant County Law Library.

**FUND 251 - VEHICLE INVENTORY TAX FUND**

This fund was established, pursuant to State statutes, to account for any interest earnings generated from the vehicle inventory tax, which the collector shall retain to defray the cost of collecting this tax. The Tax Assessor has discretion over the use of this fund.

**RECORDS PRESERVATION FUNDS**

These funds were established, pursuant to State statutes, to account for the collection and expenditure of monies collected for the preservation and automation of County records. These funds are further described on page 27.

**FUND 242 - EDUCATION FUND**

This fund was established, pursuant to State statutes, to account for the collection and expenditure of monies collected to provide for the continuing education of those officials and employees associated with the probate courts and certain law enforcement offices.

**FUND T04 - PUBLIC HEALTH FUND**

The Tarrant County Hospital District provides funding for the operation of the Tarrant County Health Department in an effort to aggregate the cost of health service to Tarrant County residents. This funding arrangement began in 1999. These costs were previously paid from the County's General fund. This fund also includes the Medicaid 1115 Waiver, this waiver is to enhance access to health care, increase the quality of care, improve the cost-effectiveness of care provided and better serve the health of the patients and their families.

**FUND 223 - CONSUMER HEALTH FUND**

This fund was established, pursuant to State statutes, to account for the collection of food permit fees and expenditures incurred in connection with issuing permits and conducting inspections.

**COURT DESIGNATED FUNDS**

These funds were established to account for the collection and expenditures of court ordered fees, pursuant to State statutes. These funds are further described on page 33.

**FUNDS (D62-D87) - DISTRICT ATTORNEY CONTRACTS**

These funds are used to account for monies collected by the District Attorney which are used in the investigation of criminal activities. These monies consist primarily of fees for bad checks and forfeited monies resulting from narcotics related convictions.

**FUNDS (S43-S97) – SHERIFF CONTRACTS**

These funds are used to account for monies collected by activities in the Sheriff Department. These activities include fees from operation of the jail commissary which are used for the benefit of the jail inmates. Some of these funds are the custody of the Sheriff. Monies are also collected from forfeitures resulting from narcotics related activities.

**FUNDS (T05-T99) – MISCELLANEOUS CONTRACTS**

These funds are used to account for monies received by Tarrant County as contributions for specified purposes.

**TARRANT COUNTY, TEXAS  
COMBINING BALANCE SHEET  
OTHER GOVERNMENTAL FUNDS  
AS OF 5/31/2014**

<u>COMBINED TOTAL</u>		<u>LAW LIBRARY</u>	<u>VEHICLE INVENTORY TAX</u>	<u>RECORDS PRESERVATION FUNDS</u>	<u>EDUCATION</u>
<b>ASSETS</b>					
\$29,740,562.22	CASH AND INVESTMENTS	\$497,981.78	\$417,602.14	\$13,720,957.70	\$156,554.59
2,604,747.20	OTHER RECEIVABLES	2,597.00	0.00	2,812.39	0.00
<u>45,046.38</u>	PREPAID EXPENSES AND INVENTORY	<u>166.67</u>	<u>0.00</u>	<u>5,404.30</u>	<u>0.00</u>
<u>\$32,390,355.80</u>	<b>TOTAL ASSETS</b>	<u>\$500,745.45</u>	<u>\$417,602.14</u>	<u>\$13,729,174.39</u>	<u>\$156,554.59</u>
<b>LIABILITIES AND FUND BALANCE</b>					
<b>LIABILITIES:</b>					
\$238,297.51	ACCOUNTS PAYABLE	\$37,491.36	\$2,087.99	\$11,179.84	\$10,938.00
4,125,783.53	OTHER LIABILITIES	5,129.96	856.54	33,080.50	0.00
129,421.93	DUE TO OTHER FUNDS	0.00	0.00	0.00	0.00
<u>1,171,269.70</u>	UNEARNED REVENUE	<u>0.00</u>	<u>0.00</u>	<u>0.00</u>	<u>0.00</u>
5,664,772.67	<b>TOTAL LIABILITIES</b>	42,621.32	2,944.53	44,260.34	10,938.00
<b>FUND BALANCE :</b>					
<u>26,725,583.13</u>	<b>FUND BALANCES</b>	<u>458,124.13</u>	<u>414,657.61</u>	<u>13,684,914.05</u>	<u>145,616.59</u>
<u>\$32,390,355.80</u>	<b>TOTAL LIABILITIES AND FUND BALANCE</b>	<u>\$500,745.45</u>	<u>\$417,602.14</u>	<u>\$13,729,174.39</u>	<u>\$156,554.59</u>

<u>PUBLIC HEALTH</u>	<u>CONSUMER HEALTH</u>	<u>COURT DESIGNATED FUNDS</u>	<u>DISTRICT ATTORNEY CONTRACTS</u>	<u>SHERIFF CONTRACTS</u>	<u>MISCELLANEOUS CONTRACTS</u>
\$3,755,743.84	\$416,674.12	\$2,197,452.21	\$3,837,658.99	\$2,952,588.64	\$1,787,348.21
2,512,103.25	0.00	5,699.75	0.00	0.00	81,534.81
15,418.19	0.00	0.00	11,818.00	12,239.22	0.00
<u>\$6,283,265.28</u>	<u>\$416,674.12</u>	<u>\$2,203,151.96</u>	<u>\$3,849,476.99</u>	<u>\$2,964,827.86</u>	<u>\$1,868,883.02</u>
\$53,814.57	\$650.00	\$1,790.00	\$1,959.97	\$31,304.41	\$87,081.37
160,160.82	15,370.92	4,876.92	3,879,992.08	11,357.53	14,958.26
0.00	0.00	12,147.62	0.00	0.00	117,274.31
0.00	0.00	0.00	0.00	0.00	1,171,269.70
213,975.39	16,020.92	18,814.54	3,881,952.05	42,661.94	1,390,583.64
<u>6,069,289.89</u>	<u>400,653.20</u>	<u>2,184,337.42</u>	<u>(32,475.06)</u>	<u>2,922,165.92</u>	<u>478,299.38</u>
<u>\$6,283,265.28</u>	<u>\$416,674.12</u>	<u>\$2,203,151.96</u>	<u>\$3,849,476.99</u>	<u>\$2,964,827.86</u>	<u>\$1,868,883.02</u>



**TARRANT COUNTY, TEXAS  
 COMBINING STATEMENT OF REVENUES AND EXPENDITURES  
 AND CHANGES IN FUND BALANCE  
 OTHER GOVERNMENTAL FUNDS  
 FOR THE EIGHT (8) MONTHS ENDED 5/31/2014**

<u>COMBINED TOTAL</u>		<u>LAW LIBRARY</u>	<u>VEHICLE INVENTORY TAX</u>	<u>RECORDS PRESERVATION FUNDS</u>	<u>EDUCATION</u>
	<b>REVENUES:</b>				
\$49,994.55	TAXES, LICENSES AND PERMITS	\$0.00	\$49,994.55	\$0.00	\$0.00
6,229,462.27	FEES OF OFFICE	741,273.98	20,989.57	2,847,934.26	12,770.00
11,715,121.96	INTERGOVERNMENTAL	0.00	0.00	0.00	96,698.56
38,266.86	INVESTMENT INCOME	741.59	593.47	20,034.28	0.00
<u>2,005,521.34</u>	MISCELLANEOUS	<u>17,377.56</u>	<u>21.53</u>	<u>935.64</u>	<u>0.00</u>
\$20,038,366.98	TOTAL REVENUES	759,393.13	71,599.12	2,868,904.18	109,468.56
	<b>EXPENDITURES:</b>				
	<b>CURRENT:</b>				
4,049,283.29	GENERAL GOVERNMENT	0.00	37,131.49	1,442,670.91	0.00
1,110,237.79	PUBLIC SAFETY	0.00	0.00	0.00	32,193.21
2,489,962.17	JUDICIAL	97,099.54	0.00	255,281.02	9,284.89
10,825,999.38	COMMUNITY SERVICES	619,729.34	0.00	0.00	0.00
<u>1,053,826.99</u>	CAPITAL/CONSTRUCTION	<u>0.00</u>	<u>3,413.21</u>	<u>521,329.02</u>	<u>0.00</u>
19,529,309.62	TOTAL EXPENDITURES	716,828.88	40,544.70	2,219,280.95	41,478.10
509,057.36	EXCESS (DEFICIT) OF REVENUES OVER EXPENDITURES	42,564.25	31,054.42	649,623.23	67,990.46
	<b>OTHER FINANCING SOURCES (USES):</b>				
900,000.00	OPERATING TRANSFERS IN	0.00	0.00	0.00	0.00
<u>(425,237.80)</u>	OPERATING TRANSFERS OUT	<u>0.00</u>	<u>0.00</u>	<u>0.00</u>	<u>0.00</u>
983,819.56	EXCESS (DEFICIT ) OF REVENUES AND OPERATING TRANSFERS OVER EXPENDITURES	42,564.25	31,054.42	649,623.23	67,990.46
	<b>FUND BALANCES:</b>				
<u>25,741,763.57</u>	BEGINNING OF PERIOD	<u>415,559.88</u>	<u>383,603.19</u>	<u>13,035,290.82</u>	<u>77,626.13</u>
<u>\$26,725,583.13</u>	END OF PERIOD	<u>\$458,124.13</u>	<u>\$414,657.61</u>	<u>\$13,684,914.05</u>	<u>\$145,616.59</u>

<u>PUBLIC HEALTH</u>	<u>CONSUMER HEALTH</u>	<u>COURT DESIGNATED FUNDS</u>	<u>DISTRICT ATTORNEY CONTRACTS</u>	<u>SHERIFF CONTRACTS</u>	<u>MISCELLANEOUS CONTRACTS</u>
\$0.00	\$0.00	\$0.00	\$0.00	\$0.00	\$0.00
874,141.77	604,129.21	1,064,177.31	30,846.17	0.00	33,200.00
11,227,354.75	0.00	80,000.00	0.00	0.00	311,068.65
5,123.14	694.58	3,472.07	515.17	4,101.73	2,990.83
5,337.22	0.00	11,223.60	253,640.11	1,001,232.23	715,753.45
<u>12,111,956.88</u>	<u>604,823.79</u>	<u>1,158,872.98</u>	<u>285,001.45</u>	<u>1,005,333.96</u>	<u>1,063,012.93</u>
75,998.10	0.00	296,889.88	0.00	0.00	2,196,592.91
0.00	0.00	0.00	0.00	646,623.82	431,420.76
0.00	0.00	351,523.86	1,434,125.07	0.00	342,647.79
9,157,914.47	666,630.71	100,000.00	0.00	0.00	281,724.86
55,424.48	0.00	95,719.52	283,590.93	77,583.73	16,766.10
<u>9,289,337.05</u>	<u>666,630.71</u>	<u>844,133.26</u>	<u>1,717,716.00</u>	<u>724,207.55</u>	<u>3,269,152.42</u>
2,822,619.83	(61,806.92)	314,739.72	(1,432,714.55)	281,126.41	(2,206,139.49)
0.00	0.00	0.00	900,000.00	0.00	0.00
0.00	0.00	(361,191.63)	(30,846.17)	0.00	(33,200.00)
2,822,619.83	(61,806.92)	(46,451.91)	(563,560.72)	281,126.41	(2,239,339.49)
<u>3,246,670.06</u>	<u>462,460.12</u>	<u>2,230,789.33</u>	<u>531,085.66</u>	<u>2,641,039.51</u>	<u>2,717,638.87</u>
<u>\$6,069,289.89</u>	<u>\$400,653.20</u>	<u>\$2,184,337.42</u>	<u>(\$32,475.06)</u>	<u>\$2,922,165.92</u>	<u>\$478,299.38</u>



**TARRANT COUNTY, TEXAS  
RECORDS PRESERVATION FUNDS  
FUND DESCRIPTION**

**FUND 211 - RECORDS PRESERVATION & AUTOMATION FUND - FILINGS**

This fund was established, pursuant to State statutes, to account for the collection and expenditure of monies collected from filing fees to allow for the preservation and automation of County records. The County Clerk has discretion over the use of this fund.

**FUND 212 - RECORDS PRESERVATION & AUTOMATION FUND - CONVICTIONS**

This fund was established, pursuant to State statutes, to account for the collection and expenditure of monies collected in court for the preservation and automation of County records.

**FUND 213 - RECORDS PRESERVATION & RESTORATION FUND**

This fund was established, pursuant to State statutes, to account for the collection and expenditure of monies collected from filing fees for the preservation and restoration of County records.

**FUND 214 - COURT RECORD PRESERVATION FUND**

This fund was established, pursuant to State statutes, to account for the collection and expenditure of monies collected from filing fees for the preservation and restoration of County records.

**FUND 215 – DISTRICT COURT RECORDS TECHNOLOGY (ARCHIVE) FUND**

This fund was established, pursuant to State statutes, to account for the collection and expenditure of monies collected from filing fees for the preservation and restoration of district court records archives.

**TARRANT COUNTY, TEXAS  
COMBINING BALANCE SHEET  
RECORD PRESERVATION FUNDS  
AS OF 5/31/2014**

<u>COMBINED TOTAL</u>		<u>RECORDS PRESERVATION &amp; AUTOMATION -FILINGS</u>	<u>RECORDS PRESERVATION &amp; AUTOMATION -CONVICTIONS</u>	<u>RECORDS PRESERVATION &amp; RESTORATION</u>
<b>ASSETS</b>				
\$13,720,957.70	CASH AND INVESTMENTS	\$5,082,192.01	\$8,112.03	\$7,096,019.52
2,812.39	OTHER RECEIVABLES	0.00	1,152.39	0.00
<u>5,404.30</u>	PREPAID EXPENSES AND INVENTORY	<u>0.00</u>	<u>0.00</u>	<u>5,404.30</u>
<u>\$13,729,174.39</u>	TOTAL ASSETS	<u>\$5,082,192.01</u>	<u>\$9,264.42</u>	<u>\$7,101,423.82</u>
<b>LIABILITIES AND FUND BALANCE</b>				
<b>LIABILITIES:</b>				
\$11,179.84	ACCOUNTS PAYABLE	\$6,561.52	\$4,618.32	\$0.00
33,080.50	OTHER LIABILITIES	11,340.92	10,747.60	10,262.03
<u>0.00</u>	DUE TO OTHER FUNDS	<u>0.00</u>	<u>0.00</u>	<u>0.00</u>
44,260.34	TOTAL LIABILITIES	17,902.44	15,365.92	10,262.03
<b>FUND BALANCE :</b>				
<u>13,684,914.05</u>	FUND BALANCES	<u>5,064,289.57</u>	<u>(6,101.50)</u>	<u>7,091,161.79</u>
<u>\$13,729,174.39</u>	TOTAL LIABILITIES AND FUND BALANCE	<u>\$5,082,192.01</u>	<u>\$9,264.42</u>	<u>\$7,101,423.82</u>

<u>COURT RECORD PRESERVATION</u>	<u>DISTRICT COURT RECORDS TECHNOLOGY (ARCHIVE)</u>
\$873,995.81	\$660,638.33
760.00	900.00
<u>0.00</u>	<u>0.00</u>
<u>\$874,755.81</u>	<u>\$661,538.33</u>

\$0.00	\$0.00
729.95	0.00
<u>0.00</u>	<u>0.00</u>
729.95	0.00
<u>874,025.86</u>	<u>661,538.33</u>
<u>\$874,755.81</u>	<u>\$661,538.33</u>

**TARRANT COUNTY, TEXAS  
 COMBINING STATEMENT OF REVENUES AND EXPENDITURES  
 AND CHANGES IN FUND BALANCE  
 RECORDS PRESERVATION FUNDS  
 FOR THE EIGHT (8) MONTHS ENDED 5/31/2014**

<u>COMBINED TOTAL</u>		<u>RECORDS PRESERVATION &amp; AUTOMATION -FILINGS</u>	<u>RECORDS PRESERVATION &amp; AUTOMATION -CONVICTIONS</u>	<u>RECORDS PRESERVATION RESTORATION</u>
	<b>REVENUES:</b>			
\$2,847,934.26	FEES OF OFFICE	1,063,898.47	430,182.61	998,140.00
20,034.28	INVESTMENT INCOME	7,325.86	252.41	10,264.09
<u>935.64</u>	MISCELLANEOUS	<u>927.54</u>	<u>0.00</u>	<u>3.10</u>
2,868,904.18	TOTAL REVENUES	1,072,151.87	430,435.02	1,008,407.19
	<b>EXPENDITURES:</b>			
	<b>CURRENT:</b>			
1,442,670.91	GENERAL GOVERNMENT	620,898.10	360,010.40	461,762.41
255,281.02	JUDICIAL	49,326.04	83,529.84	38,475.32
<u>521,329.02</u>	CAPITAL/CONSTRUCTION	<u>186,105.78</u>	<u>192,242.34</u>	<u>6,370.00</u>
2,219,280.95	TOTAL EXPENDITURES	856,329.92	635,782.58	506,607.73
649,623.23	EXCESS (DEFICIT) OF REVENUES OVER EXPENDITURES	215,821.95	(205,347.56)	501,799.46
	<b>OTHER FINANCING SOURCES (USES):</b>			
<u>0.00</u>	OPERATING TRANSFERS OUT	<u>0.00</u>	<u>0.00</u>	<u>0.00</u>
649,623.23	EXCESS (DEFICIT ) OF REVENUES AND OPERATING TRANSFERS OVER EXPENDITURES	215,821.95	(205,347.56)	501,799.46
	<b>FUND BALANCES:</b>			
<u>13,035,290.82</u>	BEGINNING OF PERIOD	<u>4,848,467.62</u>	<u>199,246.06</u>	<u>6,589,362.33</u>
<u>\$13,684,914.05</u>	END OF PERIOD	<u>\$5,064,289.57</u>	<u>(\$6,101.50)</u>	<u>\$7,091,161.79</u>

<u>COURT RECORD PRESERVATION</u>	<u>DISTRICT COURT RECORDS TECHNOLOGY (ARCHIVE)</u>
223,999.24	131,713.94
1,320.07	871.85
<u>5.00</u>	<u>0.00</u>
225,324.31	132,585.79
0.00	0.00
83,949.82	0.00
<u>136,610.90</u>	<u>0.00</u>
<u>220,560.72</u>	<u>0.00</u>
4,763.59	132,585.79
<u>0.00</u>	<u>0.00</u>
4,763.59	132,585.79
<u>869,262.27</u>	<u>528,952.54</u>
<u>\$874,025.86</u>	<u>\$661,538.33</u>





**TARRANT COUNTY, TEXAS  
COURT DESIGNATED FUNDS  
FUND DESCRIPTION**

**FUND 221 - COURTHOUSE SECURITY FUND**

This fund was established, pursuant to State statutes, to account for the collection of Courthouse security fees assessed in court cases. Revenue is subsequently transferred to the general fund where expenditures for Courthouse security are recorded.

**FUND 224 – JUVENILE DELINQUENCY PREVENTION FUND**

This fund was established, pursuant to State statutes, to account for the collection of a fee related to graffiti court cases. The revenues in this fund are to be used to repair damages, provide educational and intervention programs, and provide rewards to the public for aiding in the apprehension and prosecution of offenders who commit graffiti offenses.

**FUND 225 - ALTERNATIVE DISPUTE RESOLUTION SYSTEM (ADRS)**

This fund was established, pursuant to State statutes, to account for an alternative dispute resolution system for the peaceable and expeditious resolution of citizen disputes.

**FUND 226 – PROBATE CONTRIBUTIONS FUND**

This fund was established, pursuant to State statutes, to account for the collection of a fee under Section 51.704. The revenues in this fund are to be used for court-related purposes for the support of the statutory probate courts.

**FUND 243 - APPELLATE JUDICIAL SYSTEM FUND**

This fund was established, pursuant to State statutes, to account for the collection and expenditure of monies collected in civil cases to provide for a portion of the operational costs of the Court of Appeals.

**FUND 227 – JUSTICE COURT TECHNOLOGY FUND**

This fund was established, pursuant to State statutes, to account for the collection and expenditure of monies to provide for technology in the justice of the peace courts.

**FUND 228 – JUSTICE COURT BUILDING SECURITY FUND**

This fund was established, pursuant to State statutes, to account for the collection and expenditure of monies to provide for security in the justice court buildings.

**FUND 229 – CHILD ABUSE PREVENTION FUND**

This fund was established, pursuant to State statutes, to account for the collection and expenditure of monies to provide for child abuse prevention programs.

**FUND 230 – FAMILY PROTECTION FUND**

This fund was established, pursuant to State statutes, to account for the collection and expenditure of monies to provide for family protection services.

**FUND 231 – GUARDIANSHIP FUND**

This fund was established, pursuant to State statutes, to account for the collection and expenditure of monies to provide compensation of a guardian ad litem, an attorney ad litem, and/or fund local guardianship programs for indigent incapacitated persons.

**FUND 232 – DRUG AND ALCOHOL COURT FUND**

This fund was established, pursuant to State statutes, to account for the collection and expenditure of monies to provide for drug and alcohol court program.

**FUND 233 – COUNTY AND DISTRICT COURT TECHNOLOGY FUND**

This fund was established, pursuant to State statutes, to account for the collection and expenditure of monies to provide for county and district court technology.

**TARRANT COUNTY, TEXAS  
COMBINING BALANCE SHEET  
COURT DESIGNATED FUNDS  
AS OF 5/31/2014**


<u>COMBINED TOTAL</u>		<u>COURTHOUSE SECURITY</u>	<u>JUVENILE DELINQUENCY PREVENTION</u>	<u>ADRS</u>	<u>PROBATE CONTRIBUTION FUND</u>	<u>APPELLATE JUDICIAL SYSTEM</u>
<b>ASSETS</b>						
\$2,197,452.21	CASH AND INVESTMENTS	\$0.00	\$2,008.56	\$684,992.07	\$112,476.80	\$30,604.69
5,699.75	OTHER RECEIVABLES	0.00	0.00	900.00	0.00	365.00
<u>\$2,203,151.96</u>	<b>TOTAL ASSETS</b>	<u>\$0.00</u>	<u>\$2,008.56</u>	<u>\$685,892.07</u>	<u>\$112,476.80</u>	<u>\$30,969.69</u>
<b>LIABILITIES AND FUND BALANCE</b>						
<b>LIABILITIES:</b>						
\$1,790.00	ACCOUNTS PAYABLE	\$0.00	\$0.00	\$0.00	\$0.00	\$0.00
4,876.92	OTHER LIABILITIES	0.00	0.00	0.00	1,348.12	1,480.78
<u>12,147.62</u>	DUE TO OTHER FUNDS	<u>0.00</u>	<u>0.00</u>	<u>0.00</u>	<u>0.00</u>	<u>0.00</u>
18,814.54	<b>TOTAL LIABILITIES</b>	0.00	0.00	0.00	1,348.12	1,480.78
<b>FUND BALANCE :</b>						
<u>2,184,337.42</u>	FUND BALANCES	<u>0.00</u>	<u>2,008.56</u>	<u>685,892.07</u>	<u>111,128.68</u>	<u>29,488.91</u>
<u>\$2,203,151.96</u>	<b>TOTAL LIABILITIES AND FUND BALANCE</b>	<u>\$0.00</u>	<u>\$2,008.56</u>	<u>\$685,892.07</u>	<u>\$112,476.80</u>	<u>\$30,969.69</u>

<u>JUSTICE COURT TECHNOLOGY FUND</u>	<u>JUSTICE COURT BLDG SECURITY FUND</u>	<u>CHILD ABUSE PREVENTION FUND</u>	<u>FAMILY PROTECTION FUND</u>	<u>GUARDIANSHIP FUND</u>	<u>DRUG &amp; ALCOHOL COURT</u>	<u>COUNTY AND DISTRICT COURT TECHNOLOGY FUND</u>
\$86,090.19	\$0.00	\$32,412.44	\$364,731.04	\$0.00	\$783,654.59	\$100,481.83
0.00	0.00	0.14	495.00	0.00	3,905.36	34.25
<u>\$86,090.19</u>	<u>\$0.00</u>	<u>\$32,412.58</u>	<u>\$365,226.04</u>	<u>\$0.00</u>	<u>\$787,559.95</u>	<u>\$100,516.08</u>
\$1,790.00	\$0.00	\$0.00	\$0.00	\$0.00	\$0.00	\$0.00
0.00	0.00	0.00	0.00	0.00	2,048.02	0.00
0.00	0.00	0.00	0.00	12,147.62	0.00	0.00
1,790.00	0.00	0.00	0.00	12,147.62	2,048.02	0.00
<u>84,300.19</u>	<u>0.00</u>	<u>32,412.58</u>	<u>365,226.04</u>	<u>(12,147.62)</u>	<u>785,511.93</u>	<u>100,516.08</u>
<u>\$86,090.19</u>	<u>\$0.00</u>	<u>\$32,412.58</u>	<u>\$365,226.04</u>	<u>\$0.00</u>	<u>\$787,559.95</u>	<u>\$100,516.08</u>

**TARRANT COUNTY, TEXAS**  
**COMBINING STATEMENT OF REVENUES AND EXPENDITURES**  
**AND CHANGES IN FUND BALANCE**  
**COURT DESIGNATED FUNDS**  
**FOR THE EIGHT (8) MONTHS ENDED 5/31/2014**

<u>COMBINED TOTAL</u>		<u>COURTHOUSE SECURITY</u>	<u>JUVENILE DELINQUENCY PREVENTION</u>	<u>ADRS</u>	<u>PROBATE CONTRIBUTION FUND</u>	<u>APPELLATE JUDICIAL SYSTEM</u>
	<b>REVENUES:</b>					
\$1,064,177.31	FEES OF OFFICE	\$358,031.82	\$309.75	\$252,116.63	\$0.00	\$99,837.20
80,000.00	INTERGOVERNMENTAL	0.00	0.00	0.00	80,000.00	0.00
3,472.07	INVESTMENT INCOME	0.00	2.88	1,031.49	201.92	32.55
11,223.60	MISCELLANEOUS	0.00	0.00	0.00	23.75	0.00
<u>1,158,872.98</u>	<b>TOTAL REVENUES</b>	<u>358,031.82</u>	<u>312.63</u>	<u>253,148.12</u>	<u>80,225.67</u>	<u>99,869.75</u>
	<b>EXPENDITURES:</b>					
	<b>CURRENT:</b>					
296,889.88	GENERAL GOVERNMENT	0.00	0.00	216,889.88	0.00	0.00
351,523.86	JUDICIAL	0.00	0.00	0.00	100,850.05	76,296.83
100,000.00	COMMUNITY SERVICE	0.00	0.00	0.00	0.00	0.00
95,719.52	CAPITAL/CONSTRUCTION	0.00	0.00	0.00	0.00	0.00
<u>844,133.26</u>	<b>TOTAL EXPENDITURES</b>	<u>0.00</u>	<u>0.00</u>	<u>216,889.88</u>	<u>100,850.05</u>	<u>76,296.83</u>
314,739.72	<b>EXCESS (DEFICIT) OF REVENUES OVER EXPENDITURES</b>	358,031.82	312.63	36,258.24	(20,624.38)	23,572.92
	<b>OTHER FINANCING SOURCES (USES):</b>					
(361,191.63)	OPERATING TRANSFERS OUT	(358,031.82)	0.00	0.00	0.00	0.00
(46,451.91)	<b>EXCESS (DEFICIT ) OF REVENUES AND OPERATING TRANSFERS OVER EXPENDITURES</b>	0.00	312.63	36,258.24	(20,624.38)	23,572.92
	<b>FUND BALANCES:</b>					
2,230,789.33	BEGINNING OF PERIOD	0.00	1,695.93	649,633.83	131,753.06	5,915.99
<u>\$2,184,337.42</u>	<b>END OF PERIOD</b>	<u>\$0.00</u>	<u>\$2,008.56</u>	<u>\$685,892.07</u>	<u>\$111,128.68</u>	<u>\$29,488.91</u>

<u>JUSTICE COURT TECHNOLOGY FUND</u>	<u>JUSTICE COURT BUILDING SECURITY</u>	<u>CHILD ABUSE PREVENTION FUND</u>	<u>FAMILY PROTECTION FUND</u>	<u>GUARDIANSHIP FUND</u>	<u>DRUG &amp; ALCOHOL COURT</u>	<u>COUNTY AND DISTRICT COURT TECHNOLOGY FUND</u>
\$12,651.51	\$3,159.81	\$5,761.58	\$83,697.40	\$51,860.00	\$161,688.91	\$35,062.70
0.00	0.00	0.00	0.00	0.00	0.00	0.00
199.35	0.00	43.81	687.61	38.84	1,098.48	135.14
34.85	0.00	0.00	0.00	0.00	11,165.00	0.00
<u>12,885.71</u>	<u>3,159.81</u>	<u>5,805.39</u>	<u>84,385.01</u>	<u>51,898.84</u>	<u>173,952.39</u>	<u>35,197.84</u>
0.00	0.00	0.00	0.00	80,000.00	0.00	0.00
0.00	0.00	0.00	108,698.63	0.00	65,678.35	0.00
0.00	0.00	0.00	100,000.00	0.00	0.00	0.00
<u>67,482.02</u>	<u>0.00</u>	<u>0.00</u>	<u>0.00</u>	<u>0.00</u>	<u>0.00</u>	<u>28,237.50</u>
<u>67,482.02</u>	<u>0.00</u>	<u>0.00</u>	<u>208,698.63</u>	<u>80,000.00</u>	<u>65,678.35</u>	<u>28,237.50</u>
(54,596.31)	3,159.81	5,805.39	(124,313.62)	(28,101.16)	108,274.04	6,960.34
0.00	(3,159.81)	0.00	0.00	0.00	0.00	0.00
(54,596.31)	0.00	5,805.39	(124,313.62)	(28,101.16)	108,274.04	6,960.34
<u>138,896.50</u>	<u>0.00</u>	<u>26,607.19</u>	<u>489,539.66</u>	<u>15,953.54</u>	<u>677,237.89</u>	<u>93,555.74</u>
<u>\$84,300.19</u>	<u>\$0.00</u>	<u>\$32,412.58</u>	<u>\$365,226.04</u>	<u>(\$12,147.62)</u>	<u>\$785,511.93</u>	<u>\$100,516.08</u>



**TARRANT COUNTY, TEXAS  
ENTERPRISE FUNDS  
FUND DESCRIPTIONS**

**FUND 511 – RESOURCE CONNECTION**

This fund was established to account for activities of the Resource Connection.

**FUND 512 – OIL & GAS ROYALTY FUND**

This fund was established to account for proceeds from the lease of County mineral rights on the Resource Connection campus.



**TARRANT COUNTY, TEXAS**  
**COMBINING BALANCE SHEET**  
**ENTERPRISE FUNDS**  
**AS OF 5/31/2014**

<u>COMBINED TOTAL</u>		<u>RESOURCE CONNECTION</u>	<u>OIL &amp; GAS ROYALTY</u>
<b>ASSETS</b>			
\$1,904,194.20	CASH AND INVESTMENTS	\$700,110.92	\$1,204,083.28
21,415.57	OTHER RECEIVABLES (NET)	12,761.02	8,654.55
5,338.26	PREPAID EXPENSES & INVENTORY	5,338.26	0.00
<u>4,674,915.19</u>	FIXED ASSETS (NET)	<u>3,590,059.80</u>	<u>1,084,855.39</u>
<u>\$6,605,863.22</u>	<b>TOTAL ASSETS</b>	<u>\$4,308,270.00</u>	<u>\$2,297,593.22</u>
<b>LIABILITIES AND NET ASSETS</b>			
<b>LIABILITIES:</b>			
\$25,240.92	ACCOUNTS PAYABLE	\$24,918.92	\$322.00
15,520.00	OTHER LIABILITIES	15,520.00	0.00
<u>122,969.52</u>	COMPENSATED ABSENCES	<u>122,969.52</u>	<u>0.00</u>
163,730.44	<b>TOTAL LIABILITIES</b>	163,408.44	322.00
<b>NET ASSETS:</b>			
<u>6,442,132.78</u>	<b>NET ASSETS</b>	<u>4,144,861.56</u>	<u>2,297,271.22</u>
<u>6,442,132.78</u>	<b>TOTAL NET ASSETS</b>	<u>4,144,861.56</u>	<u>2,297,271.22</u>
<u>\$6,605,863.22</u>	<b>TOTAL LIABILITIES AND NET ASSETS</b>	<u>\$4,308,270.00</u>	<u>\$2,297,593.22</u>

**TARRANT COUNTY, TEXAS**  
**COMBINING STATEMENT OF REVENUES, EXPENSES**  
**AND CHANGES IN FUND NET POSITION**  
**ENTERPRISE FUNDS**  
**FOR THE EIGHT (8) MONTHS ENDED 5/31/2014**

COMBINED TOTAL		RESOURCE CONNECTION	OIL & GAS ROYALTY
	<b>OPERATING REVENUES:</b>		
\$1,980,566.32	BUILDING RENTALS	\$1,824,243.87	\$156,322.45
202,044.28	OTHER REVENUES	3,207.28	198,837.00
2,182,610.60	TOTAL OPERATING REVENUES	1,827,451.15	355,159.45
	<b>OPERATING EXPENSES:</b>		
687,893.89	PERSONNEL	687,893.89	0.00
1,140,588.09	BUILDING AND EQUIPMENT	835,233.91	305,354.18
247,249.62	DEPRECIATION AND AMORTIZATION	189,451.36	57,798.26
27,166.73	INSURANCE PREMIUMS	27,166.73	0.00
81,788.65	OTHER EXPENSES	81,788.65	0.00
2,184,686.98	TOTAL OPERATING EXPENSES	1,821,534.54	363,152.44
(2,076.38)	OPERATING INCOME (LOSS)	5,916.61	(7,992.99)
	<b>NON-OPERATING REVENUE (EXPENSE):</b>		
2,696.58	INTEREST INCOME	1,000.05	1,696.53
620.20	NET INCOME (LOSS) BEFORE TRANSFERS	6,916.66	(6,296.46)
	<b>OPERATING TRANSFERS:</b>		
0.00	OPERATING TRANSFERS IN	0.00	0.00
0.00	OPERATING TRANSFERS OUT	0.00	0.00
620.20	NET INCOME (LOSS)	6,916.66	(6,296.46)
	<b>NET POSITION:</b>		
6,441,512.58	BEGINNING OF PERIOD	4,137,944.90	2,303,567.68
\$6,442,132.78	END OF PERIOD	\$4,144,861.56	\$2,297,271.22



**TARRANT COUNTY, TEXAS  
INTERNAL SERVICE FUNDS  
FUND DESCRIPTIONS**

**FUND 615 - SELF INSURANCE FUND**

This fund was established to account for expenditures of bond proceeds received in fiscal year 1998 for the county self insured general liability claims.

**FUND 619 - WORKERS COMPENSATION**

This fund was established to account for workers compensation claims. Prior to the establishment of fund 615, this fund was used for general liability and automobile/property damage claims.

**FUND 621 - COUNTY CLERK PROFESSIONAL LIABILITY FUND**

This fund was established to account for the County Clerk's errors and omissions self insurance.

**FUND 622 - DISTRICT CLERK PROFESSIONAL LIABILITY FUND**

This fund was established to account for the District Clerk's errors and omissions self insurance.

**FUND 651 - EMPLOYEE BENEFITS FUND**

This fund was established to account for Tarrant County employee benefits.

**TARRANT COUNTY, TEXAS  
COMBINING BALANCE SHEET  
INTERNAL SERVICE FUNDS  
AS OF 5/31/2014**

<u>COMBINED TOTAL</u>		<u>SELF INSURANCE</u>	<u>WORKERS COMPENSATION</u>	<u>COUNTY CLERK PROFESSIONAL LIABILITY</u>
<b>ASSETS</b>				
\$19,837,922.16	CASH AND INVESTMENTS	\$1,539,493.37	\$2,376,894.12	\$675,591.70
13,769.74	OTHER RECEIVABLES	6,411.87	0.00	0.00
<u>139,333.00</u>	PREPAID EXPENSES AND INVENTORY	<u>0.00</u>	<u>0.00</u>	<u>0.00</u>
<u>\$19,991,024.90</u>	<b>TOTAL ASSETS</b>	<u>\$1,545,905.24</u>	<u>\$2,376,894.12</u>	<u>\$675,591.70</u>
<b>LIABILITIES AND NET ASSETS</b>				
<b>LIABILITIES:</b>				
\$543,242.48	ACCOUNTS PAYABLE	\$19,469.27	\$10,498.80	\$0.00
9,800,060.81	OTHER LIABILITIES	414,808.69	6,569,080.35	0.00
<u>38,208.00</u>	DEFERRED REVENUE	<u>0.00</u>	<u>0.00</u>	<u>0.00</u>
10,381,511.29	<b>TOTAL LIABILITIES</b>	434,277.96	6,579,579.15	0.00
<b>NET ASSETS:</b>				
<u>9,609,513.61</u>	<b>NET ASSETS</b>	<u>1,111,627.28</u>	<u>(4,202,685.03)</u>	<u>675,591.70</u>
<u>9,609,513.61</u>	<b>TOTAL NET ASSETS</b>	<u>1,111,627.28</u>	<u>(4,202,685.03)</u>	<u>675,591.70</u>
<u>\$19,991,024.90</u>	<b>TOTAL LIABILITIES AND NET ASSETS</b>	<u>\$1,545,905.24</u>	<u>\$2,376,894.12</u>	<u>\$675,591.70</u>

**DISTRICT CLERK  
PROFESSIONAL  
LIABILITY**

**EMPLOYEE  
BENEFITS**

\$660,426.94  
1,054.50  
0.00

\$14,585,516.03  
6,303.37  
139,333.00

\$661,481.44

\$14,731,152.40

\$0.00  
0.00  
0.00

\$513,274.41  
2,816,171.77  
38,208.00

0.00

3,367,654.18

661,481.44

11,363,498.22

661,481.44

11,363,498.22

\$661,481.44

\$14,731,152.40

**TARRANT COUNTY, TEXAS**  
**COMBINING STATEMENT OF REVENUES, EXPENSES**  
**AND CHANGES IN FUND NET POSITION**  
**INTERNAL SERVICE FUNDS**  
**FOR THE EIGHT (8) MONTHS ENDED 5/31/2014**


<u>COMBINED TOTAL</u>		<u>SELF INSURANCE</u>	<u>WORKERS COMPENSATION</u>	<u>COUNTY CLERK PROFESSIONAL LIABILITY</u>
	<b>OPERATING REVENUES:</b>			
\$11,738,876.35	USER FEES	\$0.00	\$0.00	\$20.00
36,191,395.61	COUNTY CONTRIBUTIONS	0.00	2,359,056.05	0.00
288,610.86	OTHER REVENUES	7,029.64	135,996.40	0.00
48,218,882.82	TOTAL OPERATING REVENUES	7,029.64	2,495,052.45	20.00
	<b>OPERATING EXPENSES:</b>			
3,289.73	BUILDING AND EQUIPMENT	0.00	0.00	0.00
39,230,948.32	SELF INSURANCE CLAIMS	97,203.56	1,724,081.46	0.00
3,917,824.41	INSURANCE PREMIUMS	0.00	0.00	0.00
2,000,418.09	ADMINISTRATION	0.00	0.00	0.00
494,181.36	OTHER EXPENSES	37,566.63	132,292.73	0.00
45,646,661.91	TOTAL OPERATING EXPENSES	134,770.19	1,856,374.19	0.00
2,572,220.91	OPERATING INCOME (LOSS)	(127,740.55)	638,678.26	20.00
	<b>NON-OPERATING REVENUE (EXPENSE):</b>			
27,468.23	INTEREST INCOME	2,328.91	2,866.33	1,013.89
2,599,689.14	NET INCOME (LOSS) BEFORE TRANSFERS	(125,411.64)	641,544.59	1,033.89
	<b>OPERATING TRANSFERS:</b>			
600,000.00	OPERATING TRANSFERS IN	600,000.00	0.00	0.00
(100,000.00)	OPERATING TRANSFERS OUT	0.00	(100,000.00)	0.00
3,099,689.14	NET INCOME (LOSS)	474,588.36	541,544.59	1,033.89
	<b>NET POSITION:</b>			
6,509,824.47	BEGINNING OF PERIOD	637,038.92	(4,744,229.62)	674,557.81
\$9,609,513.61	END OF PERIOD	\$1,111,627.28	(\$4,202,685.03)	\$675,591.70

<b>DISTRICT CLERK PROFESSIONAL LIABILITY</b>	<b>EMPLOYEE BENEFITS</b>
\$287.00	\$11,738,569.35
0.00	33,832,339.56
0.00	145,584.82
<hr/>	<hr/>
287.00	45,716,493.73
0.00	3,289.73
0.00	37,409,663.30
0.00	3,917,824.41
0.00	2,000,418.09
0.00	324,322.00
<hr/>	<hr/>
0.00	43,655,517.53
<hr/>	<hr/>
287.00	2,060,976.20
990.92	20,268.18
<hr/>	<hr/>
1,277.92	2,081,244.38
0.00	0.00
0.00	0.00
<hr/>	<hr/>
1,277.92	2,081,244.38
660,203.52	9,282,253.84
<hr/>	<hr/>
<b>\$661,481.44</b>	<b>\$11,363,498.22</b>
<hr/>	<hr/>





**TARRANT COUNTY**  
**BUDGETARY INFORMATION**



**TARRANT COUNTY, TEXAS**  
**SUMMARY BUDGET VERSUS ACTUAL (BUDGET BASIS) REVENUE AND EXPENDITURES**  
**FOR THE EIGHT (8) MONTHS ENDED 5/31/2014**  
**TAX SUPPORTED FUNDS**

	CURRENT MONTH ACTUAL	YTD ACTUAL	BUDGET	PERCENT	LAST YEAR PERCENT
<b><u>GENERAL FUND</u></b>					
<b>REVENUES:</b>					
Taxes	\$1,707,567	\$286,689,817	\$297,693,389	96.30%	95.89%
Licenses	77,314	658,898	1,191,450	55.30%	62.16%
Fees of Office	3,034,859	39,922,877	49,447,584	80.74%	82.88%
Intergovernmental	1,252,399	13,244,629	15,936,985	83.11%	70.41%
Investment Income	37,581	328,899	1,043,425	31.52%	23.94%
Other Revenues	917,364	10,152,959	11,992,790	84.66%	OVER 100%
Transfers	55,650	425,238	705,000	60.32%	68.32%
Contingent			1,382,500		
Cash Carryforward		71,539,099	65,369,245		
	<u>\$7,082,734</u>	<u>\$422,962,416</u>	<u>\$444,762,368</u>	<u>95.10%</u>	<u>94.39%</u>
<b>EXPENDITURES:</b>					
Personnel	\$22,979,295	\$184,861,322	\$286,854,667	64.44%	64.52%
Other	5,658,175	62,112,277	86,109,580	72.13%	69.87%
Transfers	2,209,406	19,075,245	28,012,868	68.09%	67.62%
Grant Match and Subsidy	7,831	1,717,822	4,164,400	41.25%	41.80%
Undesignated			4,313,373		
Contingent			1,382,500		
Reserves			33,924,980		
	<u>\$30,854,706</u>	<u>\$267,766,666</u>	<u>\$444,762,368</u>	<u>60.20%</u>	<u>59.33%</u>
<b><u>ROAD &amp; BRIDGE FUND</u></b>					
<b>REVENUES:</b>					
Taxes	\$99	\$823	\$0	OVER 100%	OVER 100%
Fees of Office	1,609,040	12,193,675	17,289,800	70.53%	73.74%
Intergovernmental	0	32,033	30,000	OVER 100%	91.35%
Investment Income	3,105	23,835	20,000	OVER 100%	81.61%
Other Revenues	48	1,553,871	61,500	OVER 100%	OVER 100%
Transfers	229,088	1,832,702	2,749,053	66.67%	0.00%
Cash Carryforward		13,508,435	11,438,565		
	<u>\$1,841,380</u>	<u>\$29,145,374</u>	<u>\$31,588,918</u>	<u>92.26%</u>	<u>97.16%</u>
<b>EXPENDITURES:</b>					
Personnel	\$1,401,628	\$11,032,872	\$17,528,074	62.94%	62.07%
Other	533,164	5,299,499	12,070,844	43.90%	36.67%
Grant Match and Subsidy	0	0	100,000	0.00%	0.00%
Undesignated			1,890,000		
	<u>\$1,934,791</u>	<u>\$16,332,371</u>	<u>\$31,588,918</u>	<u>51.70%</u>	<u>48.31%</u>
<b><u>DEBT SERVICE FUND</u></b>					
<b>REVENUES:</b>					
Taxes	\$178,891	\$33,562,085	\$34,811,520	96.41%	95.76%
Investment Income	4,925	22,995	16,135	OVER 100%	75.44%
Cash Carryforward		485,936	500,782		
	<u>\$183,816</u>	<u>\$34,071,016</u>	<u>\$35,328,437</u>	<u>96.44%</u>	<u>95.37%</u>
<b>EXPENDITURES:</b>					
Principle	\$0	\$0	\$18,255,000	0.00%	0.00%
Interest	0	7,321,796	16,066,437	45.57%	50.00%
Other Expenditures	0	1,600	7,000	22.86%	32.32%
Reserves			1,000,000		
	<u>\$0</u>	<u>\$7,323,396</u>	<u>\$35,328,437</u>	<u>20.73%</u>	<u>24.07%</u>

**TARRANT COUNTY, TEXAS  
GENERAL FUND FEES OF OFFICE ANALYSIS  
FOR THE EIGHT (8) MONTHS ENDED 5/31/2014  
(BUDGET BASIS)**

<u>FEE OFFICE</u>	<u>ACTUAL REVENUE</u>	<u>ANNUAL BUDGET</u>	<u>PERCENT COLLECTED</u>	<u>LAST YEAR PERCENT</u>
Tax Assessor/Collector	\$23,449,088	\$24,480,184	95.79%	98.38%
County Clerk	5,997,186	9,571,900	62.65%	75.57%
Sheriff	503,210	683,300	73.64%	71.39%
Constable 1	478,645	669,000	71.55%	70.16%
Constable 2	458,383	696,000	65.86%	72.87%
Constable 3	492,707	648,000	76.04%	77.79%
Constable 4	360,076	502,000	71.73%	83.69%
Constable 5	195,757	294,000	66.58%	74.31%
Constable 6	292,425	437,000	66.92%	68.20%
Constable 7	479,079	696,000	68.83%	72.10%
Constable 8	497,174	743,000	66.91%	83.50%
District Clerk	3,620,057	5,171,500	70.00%	66.84%
Domestic Relations	933,941	1,871,900	49.89%	57.39%
District Attorney	97,267	148,000	65.72%	60.70%
Justice of Peace 1	88,803	135,000	65.78%	61.03%
Justice of Peace 2	118,529	181,000	65.49%	61.58%
Justice of Peace 3	80,403	129,000	62.33%	61.59%
Justice of Peace 4	93,348	144,000	64.83%	52.53%
Justice of Peace 5	28,398	38,000	74.73%	57.02%
Justice of Peace 6	76,772	113,000	67.94%	56.28%
Justice of Peace 7	121,684	188,000	64.73%	63.97%
Justice of Peace 8	85,920	130,000	66.09%	70.94%
County Courts	11,087	16,800	65.99%	69.77%
Elections	1,908	3,000	63.59%	61.59%
Medical Examiner	1,182,018	1,488,000	79.44%	61.29%
Other	<u>179,012</u>	<u>270,000</u>	<u>66.30%</u>	<u>64.87%</u>
<b>TOTAL</b>	<b><u>\$39,922,877</u></b>	<b><u>\$49,447,584</u></b>	<b>80.74%</b>	<b>82.88%</b>
<b>RATABLE COLLECTION PERCENTAGE</b>			<b><u>66.67%</u></b>	

**TARRANT COUNTY, TEXAS**  
**BUDGET REPORT**  
**FOR THE EIGHT (8) MONTHS ENDED 5/31/2014**

<b>GENERAL FUND</b>	<b>CURRENT</b>	<b>ENCUMBRANCES</b>	<b>TOTAL</b>	<b>TOTAL</b>	<b>UNEXPENDED</b>	<b>%</b>
	<b>MONTH</b>	<b>AND</b>	<b>EXPENDITURES</b>			
	<b>EXPENDITURES</b>	<b>COMMITMENTS</b>	<b>ENCUMBRANCES</b>	<b>BUDGET</b>	<b>BUDGET</b>	<b>BUDGET</b>
			<b>&amp; COMMITMENTS</b>			<b>USED</b>
County Judge	72,991.25	-	583,304.22	904,652.00	321,347.78	64.48%
County Administrator	142,747.22	27,508.86	1,103,715.95	1,852,147.00	748,431.05	59.59%
Non-Departmental	3,197,670.40	754,622.32	34,827,861.17	48,537,464.00	13,709,602.83	71.75%
Auditor	519,626.13	1,704.77	4,023,357.10	6,091,418.00	2,068,060.90	66.05%
Budget/Risk Management	42,275.30	210.99	321,736.90	616,375.00	294,638.10	52.20%
Tax Assessor / Collector	1,117,218.80	36,002.19	8,580,514.22	13,348,530.00	4,768,015.78	64.28%
Elections Administration	337,456.38	33,479.53	3,259,589.29	5,990,808.00	2,731,218.71	54.41%
Information Technology	1,939,601.60	3,832,279.73	22,506,497.11	33,024,422.00	10,517,924.89	68.15%
Human Resources	252,192.00	40,108.43	1,792,033.37	2,762,339.00	970,305.63	64.87%
Purchasing	164,322.08	324.78	1,275,774.03	1,946,154.00	670,379.97	65.55%
Facilities	308,476.15	149,658.80	2,540,809.81	3,854,769.00	1,313,959.19	65.91%
Sheriff	3,141,927.74	302,206.20	24,610,757.72	38,130,161.00	13,519,403.28	64.54%
Sheriff - Confinement	5,675,156.38	2,315,131.95	47,917,535.23	71,803,266.00	23,885,730.77	66.73%
Constable Precinct 1	93,484.07	254.51	731,244.28	1,116,006.00	384,761.72	65.52%
Constable Precinct 2	85,271.47	12,508.92	698,172.10	1,053,317.00	355,144.90	66.28%
Constable Precinct 3	92,502.90	19,519.47	758,438.55	1,145,041.00	386,602.45	66.24%
Constable Precinct 4	74,607.03	118.32	567,087.03	860,339.00	293,251.97	65.91%
Constable Precinct 5	64,241.01	1,808.29	484,294.83	721,565.00	237,270.17	67.12%
Constable Precinct 6	67,111.83	12,813.20	552,039.75	830,232.00	278,192.25	66.49%
Constable Precinct 7	85,582.34	4,934.47	695,717.19	1,056,088.00	360,370.81	65.88%
Constable Precinct 8	76,156.62	4,229.38	641,163.52	984,260.00	343,096.48	65.14%
Medical Examiner	664,940.51	494,712.46	5,774,115.98	8,037,073.00	2,262,957.02	71.84%
Fire Marshal	28,792.17	128.82	224,175.67	346,443.00	122,267.33	64.71%
Community Supervision	219.45	94.40	830.58	110,000.00	109,169.42	0.76%
Juvenile Services	1,336,120.26	673,416.26	10,908,479.76	16,288,260.00	5,379,780.24	66.97%
Pretrial Services	105,049.32	1,053.13	811,022.97	1,223,924.00	412,901.03	66.26%
Buildings	1,545,957.49	2,388,852.50	13,966,527.57	21,618,668.00	7,652,140.43	64.60%
17TH District Court	23,079.92	106.44	173,448.12	261,575.00	88,126.88	66.31%
48TH District Court	21,802.36	-	173,731.79	266,100.00	92,368.21	65.29%
67TH District Court	21,104.13	-	165,115.38	251,931.00	86,815.62	65.54%
96TH District Court	21,033.60	-	166,383.49	256,591.00	90,207.51	64.84%
141ST District Court	20,708.81	-	164,318.34	252,583.00	88,264.66	65.06%
153RD District Court	21,249.21	-	170,527.96	260,308.00	89,780.04	65.51%
236TH District Court	22,236.72	-	178,424.54	269,545.00	91,120.46	66.19%
342ND District Court	21,723.61	194.88	167,539.31	252,489.00	84,949.69	66.36%
348TH District Court	20,219.39	-	156,927.71	240,800.00	83,872.29	65.17%
352ND District Court	23,847.94	94.29	173,623.92	259,126.00	85,502.08	67.00%
Criminal District Court 1	94,776.19	288.00	662,178.22	1,110,208.00	448,029.78	59.64%
Criminal District Court 2	86,594.85	72.81	849,030.07	1,165,499.00	316,468.93	72.85%
Criminal District Court 3	117,484.28	180.21	886,904.09	1,113,420.00	226,515.91	79.66%
Criminal District Court 4	120,983.56	14.80	927,483.47	1,175,191.00	247,707.53	78.92%
213TH District Court	167,879.74	166.00	931,947.66	1,302,630.00	370,682.34	71.54%
297TH District Court	143,019.94	-	881,944.54	1,310,212.00	428,267.46	67.31%
371ST District Court	223,506.20	-	1,190,672.23	1,355,314.00	164,641.77	87.85%
372ND District Court	104,591.83	-	719,539.90	1,195,506.00	475,966.10	60.19%
396TH District Court	111,288.22	10.12	933,961.77	1,441,475.00	507,513.23	64.79%
432ND District Court	162,984.88	-	890,000.73	1,245,750.00	355,749.27	71.44%
Magistrate Court	67,801.98	135.00	540,872.66	819,151.00	278,278.34	66.03%
231ST District Court	82,236.49	-	387,246.54	602,506.00	215,259.46	64.27%
233RD District Court	57,683.04	108.79	360,084.67	561,716.00	201,631.33	64.10%
322ND District Court	42,129.33	-	356,164.59	597,240.00	241,075.41	59.64%
323RD District Court	209,756.07	-	1,867,870.38	3,015,695.00	1,147,824.62	61.94%
324TH District Court	81,296.74	-	453,218.01	711,800.00	258,581.99	63.67%
325TH District Court	57,199.02	196.84	390,889.45	582,456.00	191,566.55	67.11%
360TH District Court	42,861.87	-	355,018.48	560,673.00	205,654.52	63.32%
Special Judges	20,644.56	-	160,110.18	276,459.00	116,348.82	57.91%
Criminal Court Administration	75,557.93	164.25	563,107.61	856,484.00	293,376.39	65.75%
Grand Jury	8,813.38	69.50	93,487.66	143,057.00	49,569.34	65.35%
Criminal Attorney Appointment	47,378.51	274.94	356,479.37	547,613.00	191,133.63	65.10%
Criminal Mental Health Court	15,664.42	-	97,506.46	148,598.00	51,091.54	65.62%
County Court at Law #1	35,976.62	-	275,962.88	427,550.00	151,587.12	64.55%
County Court at Law #2	35,566.52	216.00	276,896.83	426,150.00	149,253.17	64.98%
County Court at Law #3	36,512.61	-	283,397.66	440,721.00	157,323.34	64.30%
County Criminal Court 1	63,769.13	-	518,075.75	706,564.00	188,488.25	73.32%

**TARRANT COUNTY, TEXAS  
BUDGET REPORT  
FOR THE EIGHT (8) MONTHS ENDED 5/31/2014**

	<u>CURRENT MONTH EXPENDITURES</u>	<u>ENCUMBRANCES AND COMMITMENTS</u>	<u>TOTAL EXPENDITURES ENCUMBRANCES &amp; COMMITMENTS</u>	<u>TOTAL BUDGET</u>	<u>UNEXPENDED BUDGET</u>	<u>% BUDGET USED</u>
<b>GENERAL FUND (cont'd)</b>						
County Criminal Court 2	51,108.36	-	382,115.55	627,047.00	244,931.45	60.94%
County Criminal Court 3	55,407.09	-	439,622.14	690,446.00	250,823.86	63.67%
County Criminal Court 4	69,426.19	138.62	504,401.38	764,977.00	260,575.62	65.94%
County Criminal Court 5	96,353.16	41,062.08	757,109.26	1,113,149.00	356,039.74	68.02%
County Criminal Court 6	57,653.28	-	449,575.66	683,299.00	233,723.34	65.79%
County Criminal Court 7	67,846.79	-	554,071.24	789,513.00	235,441.76	70.18%
County Criminal Court 8	54,939.54	-	463,816.81	681,739.00	217,922.19	68.03%
County Criminal Court 9	60,256.03	65.62	436,487.30	693,461.00	256,973.70	62.94%
County Criminal Court 10	57,802.95	780.47	457,955.41	736,470.00	278,514.59	62.18%
Probate Court 1	133,966.62	-	1,293,316.34	1,793,369.00	500,052.66	72.12%
Probate Court 2	150,683.80	-	1,341,427.86	1,906,268.00	564,840.14	70.37%
Justice of the Peace Pct 1	48,611.92	50.45	397,344.67	678,376.00	281,031.33	58.57%
Justice of the Peace Pct 2	51,195.13	498.39	413,085.11	639,385.00	226,299.89	64.61%
Justice of the Peace Pct 3	50,273.70	584.10	392,714.09	612,092.00	219,377.91	64.16%
Justice of the Peace Pct 4	54,871.02	-	425,228.99	652,056.00	226,827.01	65.21%
Justice of the Peace Pct 5	35,946.43	-	287,030.57	433,575.00	146,544.43	66.20%
Justice of the Peace Pct 6	47,596.48	21.00	369,161.49	566,636.00	197,474.51	65.15%
Justice of the Peace Pct 7	54,264.81	556.94	437,245.27	664,588.00	227,342.73	65.79%
Justice of the Peace Pct 8	45,859.66	-	361,019.43	543,868.00	182,848.57	66.38%
District Attorney	3,043,651.43	65,408.12	24,084,193.71	36,305,763.00	12,221,569.29	66.34%
District Clerk	853,507.87	1,581.29	6,526,869.84	10,027,341.00	3,500,471.16	65.09%
County Clerk	725,344.07	4,008.54	5,735,046.37	9,207,588.00	3,472,541.63	62.29%
Domestic Relations	543,853.57	1,919.87	4,336,152.55	6,824,955.00	2,488,802.45	63.53%
Jury Services	155,464.32	256.73	1,117,498.06	1,909,652.00	792,153.94	58.52%
Courts / Judiciary	34,645.16	-	358,319.47	2,419,034.00	2,060,714.53	14.81%
Human Services	355,280.59	1,558.76	2,663,023.60	4,733,825.00	2,070,801.40	56.26%
Child Protective Services	22,146.25	1,430,582.00	2,018,747.18	2,187,224.00	168,476.82	92.30%
Public Assistance	-	-	225,185.00	225,185.00	-	100.00%
Texas AgriLife Extension	62,269.54	1,303.90	466,575.09	721,532.00	254,956.91	64.66%
Veterans Services	35,653.43	-	234,991.72	370,727.00	135,735.28	63.39%
Historical Commission	8,334.72	-	62,624.80	109,568.00	46,943.20	57.16%
<b>10010-2014 General Fund - Cash Match</b>						
Sheriff	-	-	29,204.36	65,312.00	36,107.64	44.72%
Juvenile Services	-	-	6,101.47	8,118.00	2,016.53	75.16%
County Criminal Court 5	-	-	44,615.31	167,162.00	122,546.69	26.69%
District Attorney	6,248.38	-	55,174.98	87,217.00	32,042.02	63.26%
Human Services	-	-	-	60,000.00	60,000.00	0.00%
<b>10020-2014 General Fund - Operating Subsidy</b>						
Sheriff	-	-	24,244.27	65,607.00	41,362.73	36.95%
Juvenile Services	1,436,299.47	-	1,555,946.33	3,708,449.00	2,152,502.67	41.96%
District Attorney	-	-	2,535.00	2,535.00	-	100.00%
<b>SUBTOTAL</b>	<b>32,289,423.26</b>	<b>12,660,352.43</b>	<b>267,766,666.00</b>	<b>405,141,515.00</b>	<b>137,374,849.00</b>	<b>66.09%</b>
<b>UNDESIGNATED</b>				<b>4,313,373.00</b>	<b>4,313,373.00</b>	
<b>CONTINGENT</b>				<b>1,382,500.00</b>	<b>1,382,500.00</b>	
<b>RESERVES</b>				<b>33,924,980.00</b>	<b>33,924,980.00</b>	
<b>FUND TOTAL</b>	<b>\$ 32,289,423.26</b>	<b>\$ 12,660,352.43</b>	<b>\$ 267,766,666.00</b>	<b>\$ 444,762,368.00</b>	<b>\$ 176,995,702.00</b>	<b>60.20%</b>

**TARRANT COUNTY, TEXAS  
BUDGET REPORT  
FOR THE EIGHT (8) MONTHS ENDED 6/31/2014**

	<u>CURRENT MONTH EXPENDITURES</u>	<u>ENCUMBRANCES AND COMMITMENTS</u>	<u>TOTAL EXPENDITURES ENCUMBRANCES &amp; COMMITMENTS</u>	<u>TOTAL BUDGET</u>	<u>UNEXPENDED BUDGET</u>	<u>% BUDGET USED</u>
<b>ROAD AND BRIDGE (261)</b>						
Buildings	5,614.74	2,428.31	24,154.87	32,692.00	8,537.13	73.89%
Commissioner Precinct 1	427,269.16	1,104,816.50	4,183,886.54	6,824,190.00	2,640,303.46	61.31%
Commissioner Precinct 2	271,434.78	101,238.08	2,352,459.31	4,003,459.00	1,650,999.69	58.76%
Commissioner Precinct 3	370,521.84	238,895.50	2,807,058.51	4,798,471.00	1,991,412.49	58.50%
Commissioner Precinct 4	617,450.85	522,566.20	4,327,689.85	6,724,620.00	2,396,930.15	64.36%
Right of Way	33,946.01	-	824,975.67	3,875,507.00	3,050,531.33	21.29%
Transportation	176,194.11	5,357.54	1,387,120.91	2,760,129.00	1,373,008.09	50.26%
Road & Bridge Non-Department	32,359.78	3,200.00	425,025.31	579,850.00	154,824.69	73.30%
<b>26110-2014 Road &amp; Bridge Grant Match</b>						
Transportation	-	-	-	100,000.00	100,000.00	0.00%
<b>SUBTOTAL</b>	<u>1,934,791.27</u>	<u>1,978,502.13</u>	<u>16,332,370.97</u>	<u>29,698,918.00</u>	<u>13,366,547.03</u>	<u>54.99%</u>
<b>UNDESIGNATED</b>				1,890,000.00	1,890,000.00	
<b>FUND TOTAL</b>	<u>\$ 1,934,791.27</u>	<u>\$ 1,978,502.13</u>	<u>\$ 16,332,370.97</u>	<u>\$ 31,588,918.00</u>	<u>\$ 15,256,547.03</u>	<u>51.70%</u>
<b>DEBT SERVICE (321)</b>						
Interest and Sinking	-	-	7,323,395.78	34,328,437.00	27,005,041.22	21.33%
<b>RESERVES</b>				1,000,000.00	1,000,000.00	
<b>FUND TOTAL</b>	<u>\$ -</u>	<u>\$ -</u>	<u>\$ 7,323,395.78</u>	<u>\$ 35,328,437.00</u>	<u>\$ 28,005,041.22</u>	<u>20.73%</u>



**TARRANT COUNTY, TEXAS**  
**SPECIAL BUDGETS**  
**FOR THE EIGHT (8) MONTHS ENDED 5/31/2014**  
**BUDGET VERSUS ACTUAL (BUDGET BASIS) REVENUE**

<b>FUND #</b>	<b>FUND NAME</b>	<b>ACTUAL REVENUE</b>	<b>BUDGETED REVENUE</b>	<b>PERCENT COLLECTED</b>
211	Records Preservation/Automation-Filing	\$ 1,072,152	\$ 1,913,000	56.05%
212	Records Preservation/Automation-Conviction	430,435	624,350	68.94%
213	Records Preservation/Restoration	1,008,407	1,809,000	55.74%
214	Court Record Preservation Fund	225,324	346,400	65.05%
215	District Court Records Technology Fund	132,586	128,700	OVER 100%
221	Courthouse Security	358,032	605,000	59.18%
223	Consumer Health Fund	604,824	901,500	67.09%
224	Juvenile Delinquency Prevention	313	-	OVER 100%
225	Alternative Dispute Resolution	253,148	401,000	63.13%
226	Probate Contribution Fund	80,226	140,175	57.23%
227	Justice Court Technology Fund	12,886	24,200	53.25%
228	Justice Court Building Security	3,160	4,900	64.49%
229	Child Abuse Prevention Fund	5,805	6,040	96.11%
230	Family Protection	84,385	129,700	65.06%
231	Guardianship	51,899	79,020	65.68%
232	Drug & Alcohol Court	173,952	175,700	99.01%
233	County and District Court Technology Fund	35,198	43,150	81.57%
241	Law Library	759,393	1,198,700	63.35%
242	Education Fund	109,469	114,697	95.44%
243	Appellate Judicial System	99,870	158,000	63.21%
251	Vehicle Inventory Tax	71,599	33,350	OVER 100%
451	Non-Debt Capital	16,440,145	23,788,815	69.11%
476	2006 Bond Election - Buildings	80,843	100,000	80.84%
477	2006 Bond Election - Transportation	108,760	200,000	54.38%
511	Resource Connection	1,836,631	2,920,992	62.88%
512	Oil & Gas Royalty Resource Connection	358,859	427,696	83.91%
615	Self Insurance	609,359	601,650	OVER 100%
619	Workers Compensation	2,497,919	3,476,392	71.85%
621	County Clerk Professional Liability	1,034	1,000	OVER 100%
622	District Clerk Professional Liability	1,278	1,000	OVER 100%
651	Employee Group Insurance - Medical	45,736,762	68,837,706	66.44%
D62	DA Restitution Collection Fee	30,846	59,840	51.55%
D83	DA Non-Drug Forfeitures	10,357	5,736	OVER 100%
D87	DA Law Enforcement	1,215,142	2,100,137	57.86%
S87	Sheriff's Inmate Commissary Fund	928,330	1,002,200	92.63%
S95	Sheriff Fed Forfeiture-Treasury Funds	32,572	950	OVER 100%
S96	Sheriff Drug Forfeiture-Non DEA	40,171	200	OVER 100%
S97	Sheriff Fed Forfeiture-Justice Funds	4,260	115	OVER 100%
T04	Public Health	8,420,912	11,128,913	75.67%
T0450	Public Health 1115 Waiver	3,691,045	10,752,961	34.33%
T05	125 Forfeitures	1,582	1,500	OVER 100%
T06	Children's Home Fund	2,250	3,080	73.05%
T07	Bail Bond Board	17,900	22,600	79.20%
T08	TDPRS - Title IVE	42,870	42,971	99.76%
T09	Constable Forfeiture	1,822	-	OVER 100%
T10	Juvenile Probation District	13,547	21,200	63.90%
T11	Unclaimed Juvenile Restitution	16	-	OVER 100%
T13	Deferred Prosecution Program	33,200	47,100	70.49%
T15	SLIAG-Human Services	4	-	OVER 100%
T20	Historical Commission	7	7	100.00%
T21	Historical Comm Archives	1,070	1,008	OVER 100%
T23	Cemetery Fund	61	65	93.85%
T30	DA - JPS Contract	280,950	421,425	66.67%
T31	TC Emergency Service District #1	62,708	83,032	75.52%

**TARRANT COUNTY, TEXAS**  
**SPECIAL BUDGETS**  
**FOR THE EIGHT (8) MONTHS ENDED 5/31/2014**  
**BUDGET VERSUS ACTUAL (BUDGET BASIS) REVENUE**

<u>FUND #</u>	<u>FUND NAME</u>	<u>ACTUAL REVENUE</u>	<u>BUDGETED REVENUE</u>	<u>PERCENT COLLECTED</u>
T33	CSCD Bond Supervision Unit	342,923	580,000	59.12%
T34	DIRECT Program	8	-	OVER 100%
T37	Medical Examiner Conference Fund	22	20	OVER 100%
T39	Jail Inmate Reintegration Program	38	-	OVER 100%
T44	Sickle Cell Disease	3,001	12,380	24.24%
T52	Misc Donations-Juvenile Provb	6,454	9,146	70.57%
T53	Tarrant County Disaster Relief Donations	48	-	OVER 100%
T56	Misc Donations - Human Services	160,959	160,937	OVER 100%
T5640	Human Services - Reliant Energy	12,513	12,500	OVER 100%
T5642	Human Services - Cirro	2,624	2,622	OVER 100%
T5644	Human Services - Stream	555	555	100.00%
T5645	Human Svc - Atmos	16	-	OVER 100%
T5646	Human Svc-Neighbor to Neighbor-DirEnergy	9,046	9,000	OVER 100%
T57	Misc Donations-CPS	41,568	72,100	57.65%
T58	Misc Donations-Health Dept	2,396	6,029	39.74%
T60	Misc Donations-Family Court	5,191	9,000	57.68%
T61	Misc Donations-CRCG	30,045	40	OVER 100%
T62	Misc Donations-Peace Officers Memorial	30	30	100.00%
T65	ATTF Rental Assoc Donation	2	-	OVER 100%
T71	Contract Elections	2,518	3,608,691	0.07%
T73	Elections Chapter 19	2,691	405,390	0.66%

**TARRANT COUNTY, TEXAS  
BUDGET REPORT  
FOR THE EIGHT (8) MONTHS ENDED 5/31/2014**

	CURRENT MONTH EXPENDITURES	ENCUMBRANCES AND COMMITMENTS	TOTAL EXPENDITURES ENCUMBRANCES & COMMITMENTS	TOTAL BUDGET	UNEXPENDED BUDGET	% BUDGET USED
<b>RECORDS PRESERVATION &amp; AUTOMATION - FILINGS (211)</b>						
Buildings	7,358.66	4,381.34	31,124.69	400,000.00	368,875.31	7.78%
County Clerk	64,708.68	4,585.69	673,260.26	6,144,466.00	5,471,205.74	10.96%
FUND TOTAL	<u>\$ 72,067.34</u>	<u>\$ 8,967.03</u>	<u>\$ 704,384.95</u>	<u>\$ 6,544,466.00</u>	<u>\$ 5,840,081.05</u>	<u>10.76%</u>
<b>RECORDS PRESERVATION &amp; AUTOMATION - CONVICTIONS (212)</b>						
Information Technology	143,532.44	7,709.79	553,560.65	688,180.00	134,619.35	80.44%
District Clerk	10,677.58	-	83,529.84	129,014.00	45,484.16	64.74%
FUND TOTAL	<u>\$ 154,210.02</u>	<u>\$ 7,709.79</u>	<u>\$ 637,090.49</u>	<u>\$ 817,194.00</u>	<u>\$ 180,103.51</u>	<u>77.96%</u>
<b>RECORDS PRESERVATION &amp; RESTORATION (213)</b>						
County Clerk	61,318.61	755,960.20	1,262,567.93	8,382,429.00	7,119,861.07	15.06%
FUND TOTAL	<u>\$ 61,318.61</u>	<u>\$ 755,960.20</u>	<u>\$ 1,262,567.93</u>	<u>\$ 8,382,429.00</u>	<u>\$ 7,119,861.07</u>	<u>15.06%</u>
<b>COURT RECORD PRESERVATION FUND (214)</b>						
Information Technology	-	-	120,031.30	623,509.00	503,477.70	19.25%
District Clerk	10,351.41	-	100,529.42	592,153.00	491,623.58	16.98%
FUND TOTAL	<u>\$ 10,351.41</u>	<u>\$ -</u>	<u>\$ 220,560.72</u>	<u>\$ 1,215,662.00</u>	<u>\$ 995,101.28</u>	<u>18.14%</u>
<b>DISTRICT COURT RECORD TECHNOLOGY FUND (215)</b>						
District Clerk	-	-	-	657,652.00	657,652.00	0.00%
FUND TOTAL	<u>\$ -</u>	<u>\$ -</u>	<u>\$ -</u>	<u>\$ 657,652.00</u>	<u>\$ 657,652.00</u>	<u>0.00%</u>
<b>COURTHOUSE SECURITY FUND (221)</b>						
Non-Departmental	47,972.35	-	358,031.82	605,000.00	246,968.18	59.18%
FUND TOTAL	<u>\$ 47,972.35</u>	<u>\$ -</u>	<u>\$ 358,031.82</u>	<u>\$ 605,000.00</u>	<u>\$ 246,968.18</u>	<u>59.18%</u>
<b>CONSUMER HEALTH (223)</b>						
Public Health	80,915.57	6,725.15	672,740.86	1,358,648.00	685,907.14	49.52%
FUND TOTAL	<u>\$ 80,915.57</u>	<u>\$ 6,725.15</u>	<u>\$ 672,740.86</u>	<u>\$ 1,358,648.00</u>	<u>\$ 685,907.14</u>	<u>49.52%</u>
<b>JUVENILE DELINQUENCY PREVENTION (224)</b>						
Non-Departmental	-	-	-	1,684.00	1,684.00	0.00%
FUND TOTAL	<u>\$ -</u>	<u>\$ -</u>	<u>\$ -</u>	<u>\$ 1,684.00</u>	<u>\$ 1,684.00</u>	<u>0.00%</u>
<b>ADRS (225)</b>						
Non-Departmental	37,661.35	-	216,889.88	1,050,633.00	833,743.12	20.64%
FUND TOTAL	<u>\$ 37,661.35</u>	<u>\$ -</u>	<u>\$ 216,889.88</u>	<u>\$ 1,050,633.00</u>	<u>\$ 833,743.12</u>	<u>20.64%</u>

**TARRANT COUNTY, TEXAS  
BUDGET REPORT  
FOR THE EIGHT (8) MONTHS ENDED 5/31/2014**

	CURRENT MONTH EXPENDITURES	ENCUMBRANCES AND COMMITMENTS	TOTAL EXPENDITURES ENCUMBRANCES & COMMITMENTS	TOTAL BUDGET	UNEXPENDED BUDGET	% BUDGET USED
<b>PROBATE CONTRIBUTIONS FUND (226)</b>						
Probate Court 1	3,937.63	-	50,437.08	203,928.00	153,490.92	24.73%
Probate Court 2	3,786.09	-	50,412.97	68,000.00	17,587.03	74.14%
FUND TOTAL	<u>\$ 7,723.72</u>	<u>\$ -</u>	<u>\$ 100,850.05</u>	<u>\$ 271,928.00</u>	<u>\$ 171,077.95</u>	<u>37.09%</u>
<b>JUSTICE COURT TECHNOLOGY (227)</b>						
Information Technology	52,805.00	-	62,877.58	158,491.00	95,613.42	39.67%
FUND TOTAL	<u>\$ 52,805.00</u>	<u>\$ -</u>	<u>\$ 62,877.58</u>	<u>\$ 158,491.00</u>	<u>\$ 95,613.42</u>	<u>39.67%</u>
<b>JUSTICE COURT BLDG SECURITY (228)</b>						
Non-Departmental	494.51	-	3,159.81	4,900.00	1,740.19	64.49%
FUND TOTAL	<u>\$ 494.51</u>	<u>\$ -</u>	<u>\$ 3,159.81</u>	<u>\$ 4,900.00</u>	<u>\$ 1,740.19</u>	<u>64.49%</u>
<b>CHILD ABUSE PREVENTION (229)</b>						
Non-Departmental	-	-	-	32,647.00	32,647.00	0.00%
FUND TOTAL	<u>\$ -</u>	<u>\$ -</u>	<u>\$ -</u>	<u>\$ 32,647.00</u>	<u>\$ 32,647.00</u>	<u>0.00%</u>
<b>FAMILY PROTECTION (230)</b>						
Non-Departmental	-	-	-	331,239.00	331,239.00	0.00%
323RD District Court	14,814.09	74,069.37	182,768.00	188,000.00	5,232.00	97.22%
Public Assistance	-	-	100,000.00	100,000.00	-	100.00%
FUND TOTAL	<u>\$ 14,814.09</u>	<u>\$ 74,069.37</u>	<u>\$ 282,768.00</u>	<u>\$ 619,239.00</u>	<u>\$ 336,471.00</u>	<u>45.66%</u>
<b>GUARDIANSHIP (231)</b>						
Non-Departmental	-	-	80,000.00	94,973.00	14,973.00	84.23%
FUND TOTAL	<u>\$ -</u>	<u>\$ -</u>	<u>\$ 80,000.00</u>	<u>\$ 94,973.00</u>	<u>\$ 14,973.00</u>	<u>84.23%</u>
<b>DRUG &amp; ALCOHOL COURT (232)</b>						
323RD District Court	-	-	-	409,279.00	409,279.00	0.00%
Criminal Court Administration	8,254.12	-	65,678.35	443,658.00	377,979.65	14.80%
FUND TOTAL	<u>\$ 8,254.12</u>	<u>\$ -</u>	<u>\$ 65,678.35</u>	<u>\$ 852,937.00</u>	<u>\$ 787,258.65</u>	<u>7.70%</u>
<b>COUNTY &amp; DISTRICT COURT TECHNOLOGY FUND (233)</b>						
Information Technology	-	-	-	103,195.00	103,195.00	0.00%
FUND TOTAL	<u>\$ -</u>	<u>\$ -</u>	<u>\$ -</u>	<u>\$ 103,195.00</u>	<u>\$ 103,195.00</u>	<u>0.00%</u>
<b>LAW LIBRARY (241)</b>						
Law Library	82,417.75	276,540.61	896,269.95	1,402,220.00	505,950.05	63.92%
Judicial Law Library	13,301.31	62,878.10	159,977.64	175,000.00	15,022.36	91.42%
FUND TOTAL	<u>\$ 95,719.06</u>	<u>\$ 339,418.71</u>	<u>\$ 1,056,247.59</u>	<u>\$ 1,577,220.00</u>	<u>\$ 520,972.41</u>	<u>66.97%</u>
<b>EDUCATION FUND (242)</b>						
Sheriff	6,529.50	-	27,257.87	130,583.00	103,325.13	20.87%
Sheriff - Confinement	4,243.50	-	4,935.34	3,160.00	(1,775.34)	156.18%
Constable Precinct 1	-	-	511.16	2,182.00	1,670.84	23.43%
Constable Precinct 2	25.00	-	641.14	1,269.00	627.86	50.52%
Constable Precinct 3	-	-	-	843.00	843.00	0.00%
Constable Precinct 4	1,575.00	-	1,575.00	11,651.00	10,076.00	13.52%

**TARRANT COUNTY, TEXAS  
BUDGET REPORT  
FOR THE EIGHT (8) MONTHS ENDED 5/31/2014**

	CURRENT MONTH EXPENDITURES	ENCUMBRANCES AND COMMITMENTS	TOTAL EXPENDITURES ENCUMBRANCES & COMMITMENTS	TOTAL BUDGET	UNEXPENDED BUDGET	% BUDGET USED
<b>EDUCATION FUND (242) (cont'd)</b>						
Constable Precinct 5	540.00	-	540.00	1,036.00	496.00	52.12%
Constable Precinct 6	-	-	-	1,656.00	1,656.00	0.00%
Constable Precinct 7	-	-	-	2,144.00	2,144.00	0.00%
Constable Precinct 8	-	-	1,197.89	1,386.00	188.11	86.43%
Probate Court 1	-	-	700.00	11,169.00	10,469.00	6.27%
Probate Court 2	695.86	-	1,591.94	15,122.00	13,530.06	10.53%
District Attorney	-	-	2,527.76	10,122.00	7,594.24	24.97%
<b>FUND TOTAL</b>	<b>\$ 13,608.86</b>	<b>\$ -</b>	<b>\$ 41,478.10</b>	<b>\$ 192,323.00</b>	<b>\$ 150,844.90</b>	<b>21.57%</b>
<b>APPELLATE JUDICIAL SYSTEM (243)</b>						
Appeals Court	15,098.15	-	76,296.83	163,916.00	87,619.17	46.55%
<b>FUND TOTAL</b>	<b>\$ 15,098.15</b>	<b>\$ -</b>	<b>\$ 76,296.83</b>	<b>\$ 163,916.00</b>	<b>\$ 87,619.17</b>	<b>46.55%</b>
<b>VEHICLE INVENTORY TAX (251)</b>						
Tax Assessor / Collector	6,833.99	48,000.00	87,219.48	415,627.00	328,407.52	20.99%
<b>FUND TOTAL</b>	<b>\$ 6,833.99</b>	<b>\$ 48,000.00</b>	<b>\$ 87,219.48</b>	<b>\$ 415,627.00</b>	<b>\$ 328,407.52</b>	<b>20.99%</b>
<b>NON-DEBT CAPITAL (451)</b>						
County Judge	-	-	330.00	330.00	-	100.00%
Non-Departmental	-	-	2,652.00	2,277,412.00	2,274,760.00	0.12%
Auditor	-	-	-	6,395.00	6,395.00	0.00%
Budget/Risk Management	-	-	-	789.00	789.00	0.00%
Tax Assessor / Collector	175.95	9,296.28	33,549.53	108,980.00	75,430.47	30.79%
Information Technology	594,992.05	3,450,300.38	10,539,729.05	17,284,217.00	6,744,487.95	60.98%
Human Resources	-	2,232.74	3,581.66	9,495.00	5,913.34	37.72%
Purchasing	-	-	2,569.52	2,824.00	254.48	90.99%
Facilities	46,130.61	60.50	166,878.11	245,192.00	78,313.89	68.06%
Sheriff	4,524.80	-	71,431.44	98,670.00	27,238.56	72.39%
Sheriff - Confinement	-	-	21,309.69	23,300.00	1,990.31	91.46%
Constable Precinct 8	-	-	6,450.95	6,600.00	149.05	97.74%
Medical Examiner	-	128,076.60	213,453.99	227,360.00	13,906.01	93.88%
Community Supervision	174.85	249.00	4,168.10	8,550.00	4,381.90	48.75%
Juvenile Services	15,238.18	3,396.00	26,946.63	47,144.00	20,197.37	57.16%
Pretrial Services	-	289.00	2,254.89	3,500.00	1,245.11	64.43%
Buildings	350,982.74	4,031,983.42	5,218,468.53	29,256,019.00	24,037,550.47	17.84%
236TH District Court	-	430.70	430.70	446.00	15.30	96.57%
Criminal District Court 1	-	-	563.00	563.00	-	100.00%
Criminal District Court 2	-	1,390.62	1,391.00	1,391.00	-	100.00%
Criminal District Court 3	-	562.38	562.38	575.00	12.62	97.81%
Criminal District Court 4	-	325.50	325.50	375.00	49.50	86.80%
Magistrate Court	-	273.50	5,959.65	5,975.00	15.35	99.74%
Criminal Court Administration	-	-	5,663.00	5,663.00	-	100.00%
Criminal Attorney Appointment	-	-	1,245.00	1,245.00	-	100.00%
Probate Court 2	-	-	-	250.00	250.00	0.00%
Justice of the Peace Pct 1	-	-	727.74	829.00	101.26	87.79%
Justice of the Peace Pct 2	-	-	-	1,035.00	1,035.00	0.00%
Justice of the Peace Pct 5	-	-	4,502.83	5,590.00	1,087.17	80.55%
Justice of the Peace Pct 6	-	2,148.43	2,384.64	2,523.00	138.36	94.52%
Justice of the Peace Pct 7	-	-	4,150.00	4,150.00	-	100.00%
District Attorney	15,130.59	4,385.08	109,547.90	130,418.00	20,870.10	84.00%
District Clerk	-	17,297.80	54,572.28	62,624.00	8,051.72	87.14%
Domestic Relations	562.67	-	7,685.60	8,420.00	734.40	91.28%
Jury Services	-	-	36,000.00	36,000.00	-	100.00%
Courts / Judiciary	-	-	-	7,302.00	7,302.00	0.00%
Historical Commission	-	-	-	280.00	280.00	0.00%
Commissioner Precinct 1	-	605,957.68	634,173.08	6,204,963.00	5,570,789.92	10.22%
Commissioner Precinct 2	-	50,055.00	183,511.84	240,452.00	56,940.16	76.32%
Commissioner Precinct 3	20,430.38	25,599.98	341,030.36	397,606.00	56,575.64	85.77%
Commissioner Precinct 4	-	3,750.00	140,266.67	290,083.00	149,816.33	48.35%
Transportation	587,329.82	362,174.28	1,462,258.12	1,480,600.00	18,341.88	98.76%
<b>FUND TOTAL</b>	<b>\$ 1,635,672.64</b>	<b>\$ 8,700,234.87</b>	<b>\$ 19,310,725.38</b>	<b>\$ 58,496,135.00</b>	<b>\$ 39,185,409.62</b>	<b>33.01%</b>

**TARRANT COUNTY, TEXAS  
BUDGET REPORT  
FOR THE EIGHT (8) MONTHS ENDED 5/31/2014**

	CURRENT MONTH EXPENDITURES	ENCUMBRANCES AND COMMITMENTS	TOTAL EXPENDITURES ENCUMBRANCES & COMMITMENTS	TOTAL BUDGET	UNEXPENDED BUDGET	% BUDGET USED
<b>1998 BOND ELECTION (475)</b>						
Buildings	-	-	-	29.00	29.00	0.00%
FUND TOTAL	<u>\$ -</u>	<u>\$ -</u>	<u>\$ -</u>	<u>\$ 29.00</u>	<u>\$ 29.00</u>	<u>0.00%</u>
<b>2006 BOND ELECTION (476)</b>						
Non-Departmental Buildings	- 292,888.06	- 1,249,292.48	2,072.15 3,439,318.86	977,695.00 24,642,027.00	975,622.85 21,202,708.14	0.21% 13.96%
FUND TOTAL	<u>\$ 292,888.06</u>	<u>\$ 1,249,292.48</u>	<u>\$ 3,441,391.01</u>	<u>\$ 25,619,722.00</u>	<u>\$ 22,178,330.99</u>	<u>13.43%</u>
<b>2006 BOND ELECTION-TRANSPORTATION (477)</b>						
Non-Departmental Transportation	- 1,336,279.91	- 9,183,844.09	1,280.85 10,520,124.00	768,452.00 54,603,735.00	767,171.15 44,083,611.00	0.17% 19.27%
FUND TOTAL	<u>\$ 1,336,279.91</u>	<u>\$ 9,183,844.09</u>	<u>\$ 10,521,404.85</u>	<u>\$ 55,372,187.00</u>	<u>\$ 44,850,782.15</u>	<u>19.00%</u>
<b>RESOURCE CONNECTION (511)</b>						
Resource Connection	166,590.40	263,341.14	1,841,339.54	3,309,516.00	1,468,176.46	55.64%
FUND TOTAL	<u>\$ 166,590.40</u>	<u>\$ 263,341.14</u>	<u>\$ 1,841,339.54</u>	<u>\$ 3,309,516.00</u>	<u>\$ 1,468,176.46</u>	<u>55.64%</u>
<b>OIL &amp; GAS ROYALTY (512)</b>						
Resource Connection	6,831.03	47,975.38	208,654.38	1,431,773.00	1,223,118.62	14.57%
FUND TOTAL	<u>\$ 6,831.03</u>	<u>\$ 47,975.38</u>	<u>\$ 208,654.38</u>	<u>\$ 1,431,773.00</u>	<u>\$ 1,223,118.62</u>	<u>14.57%</u>
<b>SELF INSURANCE (615)</b>						
Self Insurance	4,558.46	45,296.27	172,303.67	1,635,410.00	1,463,106.33	10.54%
FUND TOTAL	<u>\$ 4,558.46</u>	<u>\$ 45,296.27</u>	<u>\$ 172,303.67</u>	<u>\$ 1,635,410.00</u>	<u>\$ 1,463,106.33</u>	<u>10.54%</u>
<b>WORKERS COMPENSATION (619)</b>						
Self Insurance	252,728.37	-	1,956,374.19	5,301,243.00	3,344,868.81	36.90%
FUND TOTAL	<u>\$ 252,728.37</u>	<u>\$ -</u>	<u>\$ 1,956,374.19</u>	<u>\$ 5,301,243.00</u>	<u>\$ 3,344,868.81</u>	<u>36.90%</u>
<b>COUNTY CLERK PROFESSIONAL LIABILITY (621)</b>						
County Clerk	-	-	-	675,519.00	675,519.00	0.00%
FUND TOTAL	<u>\$ -</u>	<u>\$ -</u>	<u>\$ -</u>	<u>\$ 675,519.00</u>	<u>\$ 675,519.00</u>	<u>0.00%</u>
<b>DISTRICT CLERK PROFESSIONAL LIABILITY (622)</b>						
District Clerk	-	-	-	661,197.00	661,197.00	0.00%
FUND TOTAL	<u>\$ -</u>	<u>\$ -</u>	<u>\$ -</u>	<u>\$ 661,197.00</u>	<u>\$ 661,197.00</u>	<u>0.00%</u>
<b>EMPLOYEE INSURANCE (651)</b>						
Non-Departmental Self Insurance	41,139.38 5,568,131.59	164,508.50 -	492,120.23 43,414,397.24	12,164,869.00 68,702,249.00	11,672,748.77 25,287,851.76	4.05% 63.19%
FUND TOTAL	<u>\$ 5,609,270.97</u>	<u>\$ 164,508.50</u>	<u>\$ 43,906,517.47</u>	<u>\$ 80,867,118.00</u>	<u>\$ 36,960,600.53</u>	<u>54.29%</u>

**TARRANT COUNTY, TEXAS  
BUDGET REPORT  
FOR THE EIGHT (8) MONTHS ENDED 5/31/2014**

	<u>CURRENT MONTH EXPENDITURES</u>	<u>ENCUMBRANCES AND COMMITMENTS</u>	<u>TOTAL EXPENDITURES ENCUMBRANCES &amp; COMMITMENTS</u>	<u>TOTAL BUDGET</u>	<u>UNEXPENDED BUDGET</u>	<u>% BUDGET USED</u>
<b>DA RESTITUTION COLLECTION FEE (D62)</b>						
District Attorney	2,533.12	-	30,846.17	60,000.00	29,153.83	51.41%
FUND TOTAL	<u>\$ 2,533.12</u>	<u>\$ -</u>	<u>\$ 30,846.17</u>	<u>\$ 60,000.00</u>	<u>\$ 29,153.83</u>	<u>51.41%</u>
<b>DA NON-DRUG FORFEITURES (D83)</b>						
District Attorney	(2,051.83)	4,499.96	393,578.56	523,237.00	129,658.44	75.22%
FUND TOTAL	<u>\$ (2,051.83)</u>	<u>\$ 4,499.96</u>	<u>\$ 393,578.56</u>	<u>\$ 523,237.00</u>	<u>\$ 129,658.44</u>	<u>75.22%</u>
<b>DA LAW ENFORCEMENT (D87)</b>						
District Attorney	157,125.63	49,158.09	1,378,007.83	2,100,637.00	722,629.17	65.60%
FUND TOTAL	<u>\$ 157,125.63</u>	<u>\$ 49,158.09</u>	<u>\$ 1,378,007.83</u>	<u>\$ 2,100,637.00</u>	<u>\$ 722,629.17</u>	<u>65.60%</u>
<b>SHERIFFS INMATE COMMISSARY (S87)</b>						
Sheriff - Confinement	74,192.48	46,509.58	694,854.84	2,742,475.00	2,047,620.16	25.34%
FUND TOTAL	<u>\$ 74,192.48</u>	<u>\$ 46,509.58</u>	<u>\$ 694,854.84</u>	<u>\$ 2,742,475.00</u>	<u>\$ 2,047,620.16</u>	<u>25.34%</u>
<b>SHERIFF FEDERAL FORFEITURE-TREASURY (S95)</b>						
Sheriff	-	15,257.31	20,253.31	502,122.00	481,868.69	4.03%
FUND TOTAL	<u>\$ -</u>	<u>\$ 15,257.31</u>	<u>\$ 20,253.31</u>	<u>\$ 502,122.00</u>	<u>\$ 481,868.69</u>	<u>4.03%</u>
<b>SHERIFF FEDERAL FORFEITURE-NON DEA (S96)</b>						
Sheriff	8,172.96	19,498.00	59,327.62	269,110.00	209,782.38	22.05%
FUND TOTAL	<u>\$ 8,172.96</u>	<u>\$ 19,498.00</u>	<u>\$ 59,327.62</u>	<u>\$ 269,110.00</u>	<u>\$ 209,782.38</u>	<u>22.05%</u>
<b>SHERIFF FEDERAL FORFEITURE-JUSTICE (S97)</b>						
Sheriff	2,768.96	30,975.90	35,233.84	68,632.00	33,398.16	51.34%
FUND TOTAL	<u>\$ 2,768.96</u>	<u>\$ 30,975.90</u>	<u>\$ 35,233.84</u>	<u>\$ 68,632.00</u>	<u>\$ 33,398.16</u>	<u>51.34%</u>
<b>PUBLIC HEALTH (T04)</b>						
Buildings	10,522.14	1,286.00	77,283.60	222,375.00	145,091.40	34.75%
Public Health	857,075.21	223,685.80	6,446,145.77	10,942,651.00	4,496,505.23	58.91%
<b>T0410-2014 Public Health - Cash Match</b>						
Public Health	17,918.32	35,904.00	172,950.85	498,005.00	325,054.15	34.73%
<b>T0420-2014 Public Health - Op Sub</b>						
Public Health	2,434.84	-	57,249.98	1,388,815.00	1,331,565.02	4.12%
<b>T0450-2014 Public Health 1115 Waiver</b>						
Non-Departmental	-	-	-	4,145,880.00	4,145,880.00	0.00%
Public Health	221,564.63	260,923.94	3,035,430.81	7,854,003.00	4,818,572.19	38.65%
FUND TOTAL	<u>\$ 1,109,515.14</u>	<u>\$ 521,799.74</u>	<u>\$ 9,789,061.01</u>	<u>\$ 25,051,729.00</u>	<u>\$ 15,262,667.99</u>	<u>39.08%</u>

**TARRANT COUNTY, TEXAS  
BUDGET REPORT  
FOR THE EIGHT (8) MONTHS ENDED 5/31/2014**

	<u>CURRENT MONTH EXPENDITURES</u>	<u>ENCUMBRANCES AND COMMITMENTS</u>	<u>TOTAL EXPENDITURES ENCUMBRANCES &amp; COMMITMENTS</u>	<u>TOTAL BUDGET</u>	<u>UNEXPENDED BUDGET</u>	<u>% BUDGET USED</u>
<b>SECTION 125 FORFEITURES (T05)</b>						
Self Insurance	2,949.76	22,075.50	216,650.67	1,130,338.00	913,687.33	19.17%
FUND TOTAL	<u>\$ 2,949.76</u>	<u>\$ 22,075.50</u>	<u>\$ 216,650.67</u>	<u>\$ 1,130,338.00</u>	<u>\$ 913,687.33</u>	<u>19.17%</u>
<b>CHILDREN'S HOME FUND (T06)</b>						
Juvenile Services	-	-	-	56,284.00	56,284.00	0.00%
FUND TOTAL	<u>\$ -</u>	<u>\$ -</u>	<u>\$ -</u>	<u>\$ 56,284.00</u>	<u>\$ 56,284.00</u>	<u>0.00%</u>
<b>BAIL BOND BOARD (T07)</b>						
Non-Departmental	1,280.00	-	4,810.00	22,370.00	17,560.00	21.50%
FUND TOTAL	<u>\$ 1,280.00</u>	<u>\$ -</u>	<u>\$ 4,810.00</u>	<u>\$ 22,370.00</u>	<u>\$ 17,560.00</u>	<u>21.50%</u>
<b>TDRPS - TITLE IVE (T08)</b>						
Child Protective Services	10,472.47	1,132.26	30,763.05	173,758.00	142,994.95	17.70%
FUND TOTAL	<u>\$ 10,472.47</u>	<u>\$ 1,132.26</u>	<u>\$ 30,763.05</u>	<u>\$ 173,758.00</u>	<u>\$ 142,994.95</u>	<u>17.70%</u>
<b>JUVENILE PROBATION DISTRICT (T10)</b>						
Juvenile Services	1,496.13	160.87	12,469.23	198,891.00	186,421.77	6.27%
FUND TOTAL	<u>\$ 1,496.13</u>	<u>\$ 160.87</u>	<u>\$ 12,469.23</u>	<u>\$ 198,891.00</u>	<u>\$ 186,421.77</u>	<u>6.27%</u>
<b>UNCLAIMED JUVENILE RESTITUTION (T11)</b>						
Juvenile Services	-	-	-	10,777.00	10,777.00	0.00%
FUND TOTAL	<u>\$ -</u>	<u>\$ -</u>	<u>\$ -</u>	<u>\$ 10,777.00</u>	<u>\$ 10,777.00</u>	<u>0.00%</u>
<b>DEFERRED PROSECUTION (T13)</b>						
District Attorney	4,650.00	-	33,200.00	47,100.00	13,900.00	70.49%
FUND TOTAL	<u>\$ 4,650.00</u>	<u>\$ -</u>	<u>\$ 33,200.00</u>	<u>\$ 47,100.00</u>	<u>\$ 13,900.00</u>	<u>70.49%</u>
<b>SLIAG - HUMAN SERVICE (T15)</b>						
Human Services	1,214.75	988.00	2,657.75	2,884.00	226.25	92.15%
FUND TOTAL	<u>\$ 1,214.75</u>	<u>\$ 988.00</u>	<u>\$ 2,657.75</u>	<u>\$ 2,884.00</u>	<u>\$ 226.25</u>	<u>92.15%</u>
<b>HISTORICAL COMMISSION (T20)</b>						
Historical Commission	-	-	-	4,662.00	4,662.00	0.00%
FUND TOTAL	<u>\$ -</u>	<u>\$ -</u>	<u>\$ -</u>	<u>\$ 4,662.00</u>	<u>\$ 4,662.00</u>	<u>0.00%</u>
<b>HISTORICAL COMMISSION ARCHIVES (T21)</b>						
Historical Commission	-	-	-	6,966.00	6,966.00	0.00%
FUND TOTAL	<u>\$ -</u>	<u>\$ -</u>	<u>\$ -</u>	<u>\$ 6,966.00</u>	<u>\$ 6,966.00</u>	<u>0.00%</u>
<b>CEMETERY FUND (T23)</b>						
Historical Commission	-	-	-	26,856.00	26,856.00	0.00%
FUND TOTAL	<u>\$ -</u>	<u>\$ -</u>	<u>\$ -</u>	<u>\$ 26,856.00</u>	<u>\$ 26,856.00</u>	<u>0.00%</u>



**TARRANT COUNTY, TEXAS  
BUDGET REPORT  
FOR THE EIGHT (8) MONTHS ENDED 5/31/2014**

	<u>CURRENT MONTH EXPENDITURES</u>	<u>ENCUMBRANCES AND COMMITMENTS</u>	<u>TOTAL EXPENDITURES ENCUMBRANCES &amp; COMMITMENTS</u>	<u>TOTAL BUDGET</u>	<u>UNEXPENDED BUDGET</u>	<u>% BUDGET USED</u>
<b>DA JPS CONTRACT (T30)</b>						
District Attorney	32,941.84	17,468.38	270,367.51	449,728.00	179,360.49	60.12%
FUND TOTAL	<u>\$ 32,941.84</u>	<u>\$ 17,468.38</u>	<u>\$ 270,367.51</u>	<u>\$ 449,728.00</u>	<u>\$ 179,360.49</u>	<u>60.12%</u>
<b>EMERGENCY SERVICES DISTRICT (T31)</b>						
Fire Marshal	6,445.96	-	62,708.26	83,032.00	20,323.74	75.52%
FUND TOTAL	<u>\$ 6,445.96</u>	<u>\$ -</u>	<u>\$ 62,708.26</u>	<u>\$ 83,032.00</u>	<u>\$ 20,323.74</u>	<u>75.52%</u>
<b>CSCD BOND SUPERVISION UNIT (T33)</b>						
Community Supervision	49,844.40	-	366,749.41	580,000.00	213,250.59	63.23%
FUND TOTAL	<u>\$ 49,844.40</u>	<u>\$ -</u>	<u>\$ 366,749.41</u>	<u>\$ 580,000.00</u>	<u>\$ 213,250.59</u>	<u>63.23%</u>
<b>DIRECT PROGRAM (T34)</b>						
Criminal Court Administration	-	-	7,701.00	7,701.00	-	100.00%
FUND TOTAL	<u>\$ -</u>	<u>\$ -</u>	<u>\$ 7,701.00</u>	<u>\$ 7,701.00</u>	<u>\$ -</u>	<u>100.00%</u>
<b>MEDICAL EXAMINER CONFERENCE (T37)</b>						
Medical Examiner	612.31	-	663.65	14,475.00	13,811.35	4.58%
FUND TOTAL	<u>\$ 612.31</u>	<u>\$ -</u>	<u>\$ 663.65</u>	<u>\$ 14,475.00</u>	<u>\$ 13,811.35</u>	<u>4.58%</u>
<b>INMATE REINTEGRATION PROGRAM (T39)</b>						
Non-Departmental	-	25,000.00	25,000.00	25,076.00	76.00	99.70%
FUND TOTAL	<u>\$ -</u>	<u>\$ 25,000.00</u>	<u>\$ 25,000.00</u>	<u>\$ 25,076.00</u>	<u>\$ 76.00</u>	<u>99.70%</u>
<b>SICKLE CELL DISEASE PROJECT (T44)</b>						
Public Health	-	-	3,021.22	12,393.00	9,371.78	24.38%
FUND TOTAL	<u>\$ -</u>	<u>\$ -</u>	<u>\$ 3,021.22</u>	<u>\$ 12,393.00</u>	<u>\$ 9,371.78</u>	<u>24.38%</u>
<b>MISCELLANEOUS DONATIONS - JUVENILE PROBATION (T52)</b>						
Juvenile Services	190.69	2,109.19	3,466.76	48,446.00	44,979.24	7.16%
FUND TOTAL	<u>\$ 190.69</u>	<u>\$ 2,109.19</u>	<u>\$ 3,466.76</u>	<u>\$ 48,446.00</u>	<u>\$ 44,979.24</u>	<u>7.16%</u>
<b>MISCELLANEOUS DONATIONS - HUMAN SERVICES-TXU (T56)</b>						
Human Services	8,305.91	-	209,902.03	298,063.00	88,160.97	70.42%
FUND TOTAL	<u>\$ 8,305.91</u>	<u>\$ -</u>	<u>\$ 209,902.03</u>	<u>\$ 298,063.00</u>	<u>\$ 88,160.97</u>	<u>70.42%</u>
<b>MISCELLANEOUS DONATIONS - HUMAN SERVICES-RELIANT (T5640)</b>						
Human Services	195.44	-	18,091.25	30,641.00	12,549.75	59.04%
FUND TOTAL	<u>\$ 195.44</u>	<u>\$ -</u>	<u>\$ 18,091.25</u>	<u>\$ 30,641.00</u>	<u>\$ 12,549.75</u>	<u>59.04%</u>
<b>MISCELLANEOUS DONATIONS - HUMAN SERVICES-CIRRO (T5642)</b>						
Human Services	-	-	287.59	2,622.23	2,334.64	10.97%
FUND TOTAL	<u>\$ -</u>	<u>\$ -</u>	<u>\$ 287.59</u>	<u>\$ 2,622.23</u>	<u>\$ 2,334.64</u>	<u>10.97%</u>

**TARRANT COUNTY, TEXAS  
BUDGET REPORT  
FOR THE EIGHT (8) MONTHS ENDED 5/31/2014**

	<u>CURRENT MONTH EXPENDITURES</u>	<u>ENCUMBRANCES AND COMMITMENTS</u>	<u>TOTAL EXPENDITURES ENCUMBRANCES &amp; COMMITMENTS</u>	<u>TOTAL BUDGET</u>	<u>UNEXPENDED BUDGET</u>	<u>% BUDGET USED</u>
<b>MISCELLANEOUS DONATIONS HUMAN SERVICES-STREAM (T5644)</b>						
Human Services	-	-	-	555.00	555.00	0.00%
FUND TOTAL	<u>\$ -</u>	<u>\$ -</u>	<u>\$ -</u>	<u>\$ 555.00</u>	<u>\$ 555.00</u>	<u>0.00%</u>
<b>MISCELLANEOUS DONATIONS HUMAN SERVICES-ATMOS (T5645)</b>						
Human Services	-	-	(133.00)	10,480.00	10,613.00	-1.27%
FUND TOTAL	<u>\$ -</u>	<u>\$ -</u>	<u>\$ (133.00)</u>	<u>\$ 10,480.00</u>	<u>\$ 10,613.00</u>	<u>-1.27%</u>
<b>MISCELLANEOUS DONATIONS HUMAN SERVICES-DIRECT ENERGY (T5646)</b>						
Human Services	3,122.09	-	33,303.35	46,543.00	13,239.65	71.55%
FUND TOTAL	<u>\$ 3,122.09</u>	<u>\$ -</u>	<u>\$ 33,303.35</u>	<u>\$ 46,543.00</u>	<u>\$ 13,239.65</u>	<u>71.55%</u>
<b>MISCELLANEOUS DONATIONS - CPS (T57)</b>						
Child Protective Services	10,030.38	3.95	36,725.51	90,588.00	53,862.49	40.54%
FUND TOTAL	<u>\$ 10,030.38</u>	<u>\$ 3.95</u>	<u>\$ 36,725.51</u>	<u>\$ 90,588.00</u>	<u>\$ 53,862.49</u>	<u>40.54%</u>
<b>MISCELLANEOUS DONATIONS - HEALTH DEPT (T58)</b>						
Public Health	15.00	-	411.23	53,073.00	52,661.77	0.77%
FUND TOTAL	<u>\$ 15.00</u>	<u>\$ -</u>	<u>\$ 411.23</u>	<u>\$ 53,073.00</u>	<u>\$ 52,661.77</u>	<u>0.77%</u>
<b>MISCELLANEOUS DONATIONS - FAMILY COURT SERVICES (T60)</b>						
Domestic Relations	-	-	3,786.00	9,000.00	5,214.00	42.07%
FUND TOTAL	<u>\$ -</u>	<u>\$ -</u>	<u>\$ 3,786.00</u>	<u>\$ 9,000.00</u>	<u>\$ 5,214.00</u>	<u>42.07%</u>
<b>MISCELLANEOUS DONATIONS - CRCG (T61)</b>						
Public Assistance	4,489.75	-	15,171.44	14,692.00	(479.44)	103.26%
FUND TOTAL	<u>\$ 4,489.75</u>	<u>\$ -</u>	<u>\$ 15,171.44</u>	<u>\$ 14,692.00</u>	<u>\$ (479.44)</u>	<u>103.26%</u>
<b>MISCELLANEOUS DONATIONS - PEACE OFFICERS MEMORIAL (T62)</b>						
Peace Officers Memorial	-	-	-	20,322.00	20,322.00	0.00%
FUND TOTAL	<u>\$ -</u>	<u>\$ -</u>	<u>\$ -</u>	<u>\$ 20,322.00</u>	<u>\$ 20,322.00</u>	<u>0.00%</u>
<b>ATTF RENTAL ASSOC DONATION (T65)</b>						
Sheriff	-	235.60	237.20	1,220.00	982.80	19.44%
FUND TOTAL	<u>\$ -</u>	<u>\$ 235.60</u>	<u>\$ 237.20</u>	<u>\$ 1,220.00</u>	<u>\$ 982.80</u>	<u>19.44%</u>
<b>CONTRACT ELECTIONS (T71)</b>						
Elections Administration	365,637.05	155,702.42	2,038,583.90	3,803,637.00	1,765,053.10	53.60%
FUND TOTAL	<u>\$ 365,637.05</u>	<u>\$ 155,702.42</u>	<u>\$ 2,038,583.90</u>	<u>\$ 3,803,637.00</u>	<u>\$ 1,765,053.10</u>	<u>53.60%</u>
<b>ELECTIONS CHAPTER 19 (T73)</b>						
Elections Administration	-	9,863.49	16,280.39	405,390.00	389,109.61	4.02%
FUND TOTAL	<u>\$ -</u>	<u>\$ 9,863.49</u>	<u>\$ 16,280.39</u>	<u>\$ 405,390.00</u>	<u>\$ 389,109.61</u>	<u>4.02%</u>

