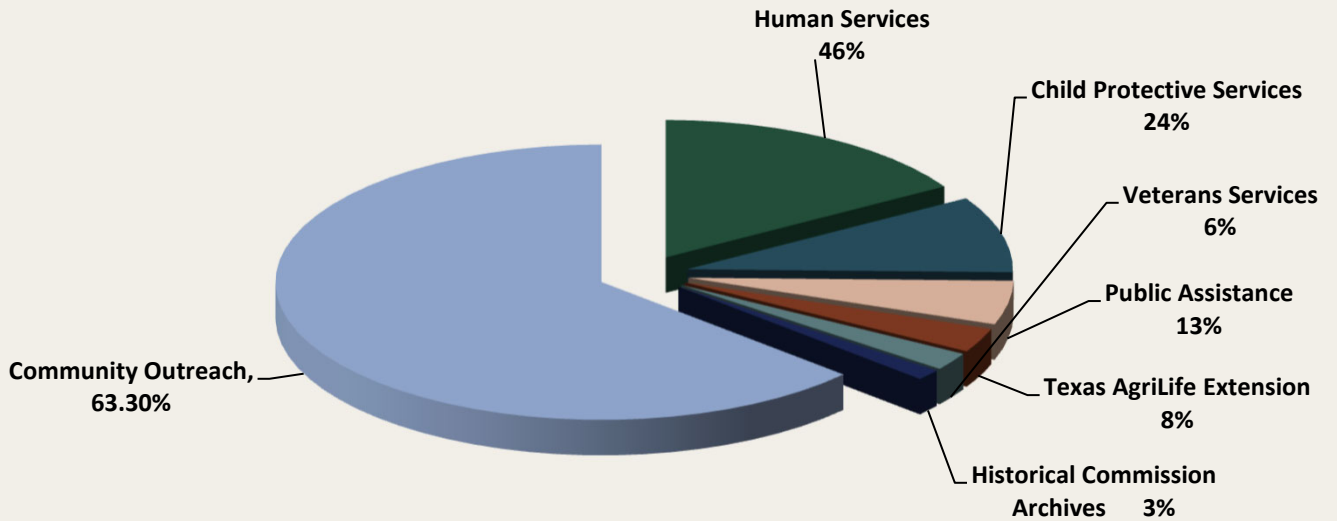


**TARRANT COUNTY
GENERAL FUND
FY 2023 APPROVED BUDGET
COMMUNITY SERVICES ITEMIZED BY DEPARTMENT**

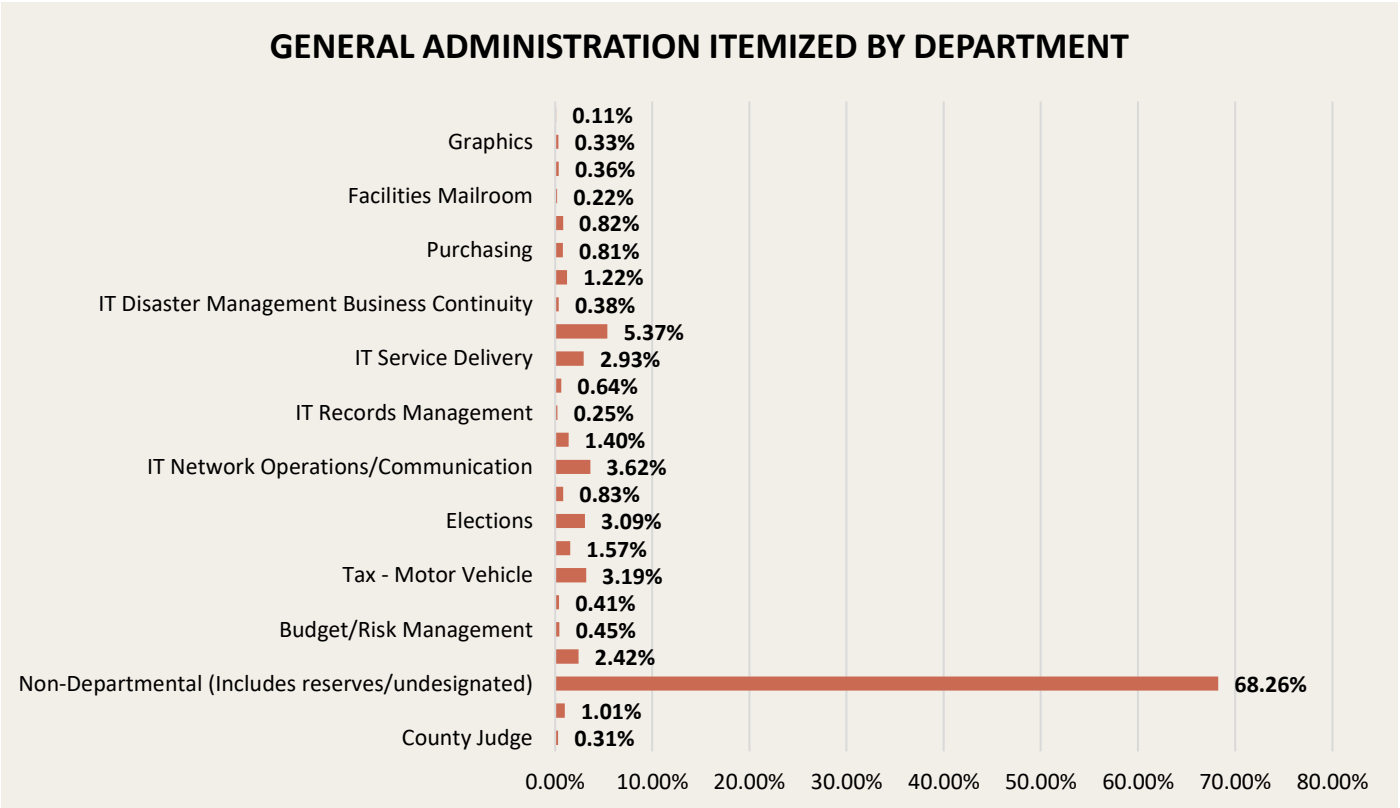
Human Services	\$	4,654,752
Child Protective Services		2,552,876
Public Assistance		1,463,695
Texas AgriLife Extension		811,179
Veterans Services		591,224
Historical Commission Archives		362,407
Community Outreach		18,000,000
COMMUNITY SERVICES TOTAL EXPENDITURES	\$	28,436,133

COMMUNITY SERVICES TOTAL EXPENDITURES



**TARRANT COUNTY
GENERAL FUND
FY 2023 APPROVED BUDGET
GENERAL ADMINISTRATION ITEMIZED BY DEPARTMENT**

County Judge	\$ 1,070,944
County Administrator	3,558,145
Non-Departmental (Includes reserves/undesignated)	239,510,595
County Auditor	8,477,649
Budget/Risk Management	1,565,789
Tax - Administration	1,444,539
Tax - Motor Vehicle	11,196,324
Tax - Ad Valorem	5,500,932
Elections	10,832,207
IT Administration	2,912,226
IT Network Operations/Communication	12,699,033
IT Project Management Office	4,906,874
IT Records Management	872,640
IT Security	2,245,645
IT Service Delivery	10,287,458
IT Application Development and Support	18,832,530
IT Disaster Management Business Continuity	1,331,725
Human Resources	4,279,668
Purchasing	2,852,647
Facilities Administration	2,873,022
Facilities Mailroom	784,999
Construction Services	1,277,687
Graphics	1,171,730
Recycling	379,057
GENERAL ADMINISTRATION TOTAL EXPENDITURES	\$ 350,864,065



**TARRANT COUNTY
GENERAL FUND
FY 2023 APPROVED BUDGET
JUDICIAL ITEMIZED BY DEPARTMENT**

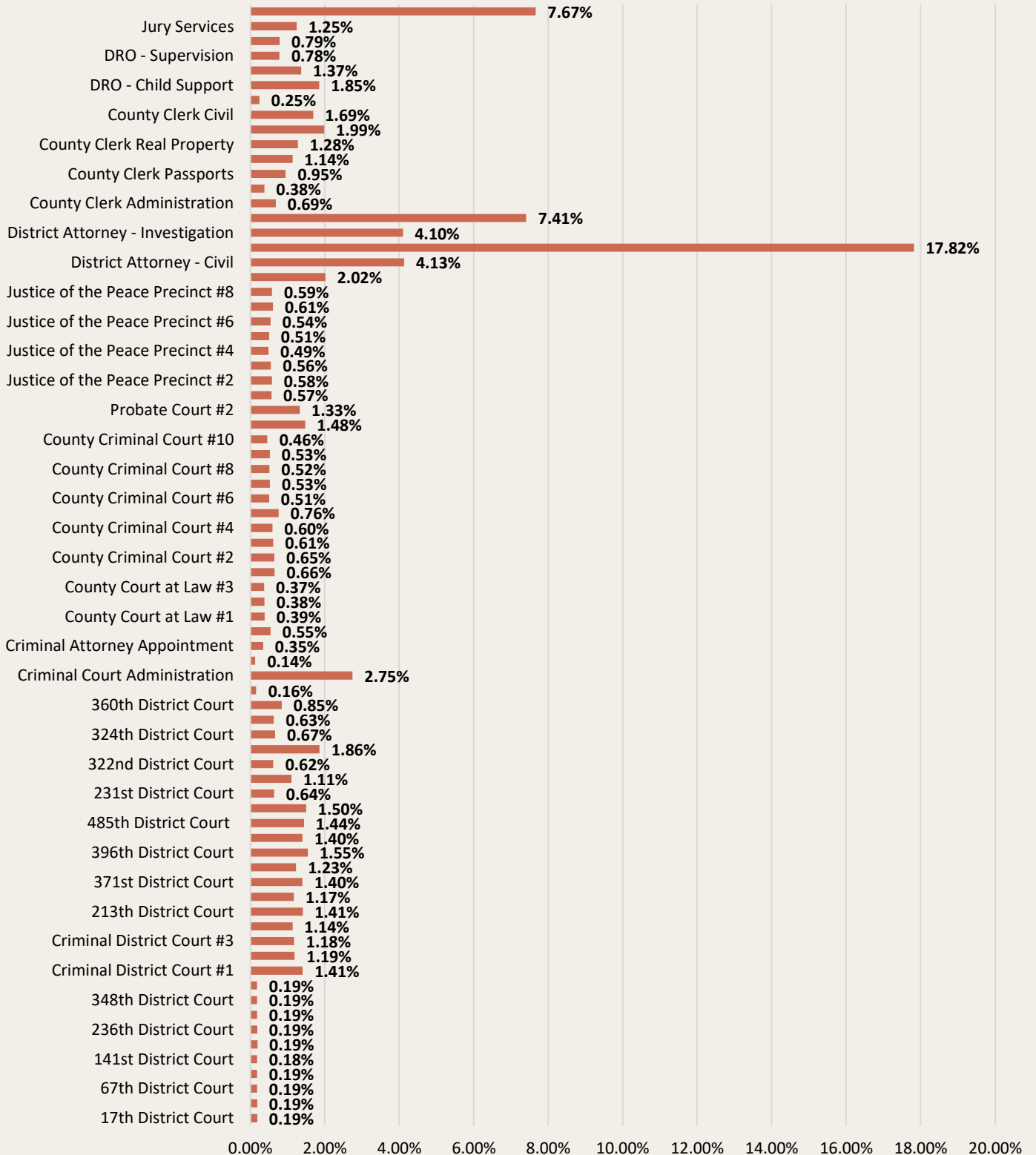
17th District Court	\$	332,576
48th District Court		331,304
67th District Court		327,211
96th District Court		328,884
141st District Court		325,320
153rd District Court		340,776
236th District Court		333,171
342nd District Court		328,742
348th District Court		328,617
352nd District Court		326,398
Criminal District Court #1		2,477,563
Criminal District Court #2		2,099,330
Criminal District Court #3		2,075,539
Criminal District Court #4		2,000,119
213th District Court		2,483,391
297th District Court		2,055,266
371st District Court		2,465,622
372nd District Court		2,162,696
396th District Court		2,719,969
432nd District Court		2,468,685
485th District Court		2,541,279
Magistrate Court		2,640,289
231st District Court		1,131,987
233rd District Court		1,946,273
322nd District Court		1,086,919
323rd District Court		3,272,074
324th District Court		1,180,619
325th District Court		1,111,509
360th District Court		1,488,985
Special Judges		283,397
Criminal Court Administration		4,832,100
Grand Jury		238,336
Criminal Attorney Appointment		615,482
Criminal Mental Health Court		959,641
County Court at Law #1		680,510
County Court at Law #2		675,022
County Court at Law #3		659,506
County Criminal Court #1		1,157,512
County Criminal Court #2		1,146,709
County Criminal Court #3		1,081,475
County Criminal Court #4		1,051,931
County Criminal Court #5		1,338,655
County Criminal Court #6		890,373
County Criminal Court #7		934,082

**TARRANT COUNTY
GENERAL FUND
FY 2023 APPROVED BUDGET
JUDICIAL ITEMIZED BY DEPARTMENT**

County Criminal Court #8	911,698
County Criminal Court #9	929,555
County Criminal Court #10	807,442
Probate Court #1	2,599,331
Probate Court #2	2,337,327
Justice of the Peace Precinct #1	1,003,755
Justice of the Peace Precinct #2	1,027,218
Justice of the Peace Precinct #3	977,481
Justice of the Peace Precinct #4	863,559
Justice of the Peace Precinct #5	892,399
Justice of the Peace Precinct #6	957,846
Justice of the Peace Precinct #7	1,073,448
Justice of the Peace Precinct #8	1,035,105
District Attorney - Administration	3,551,555
District Attorney - Civil	7,269,312
District Attorney - Criminal	31,340,022
District Attorney - Investigation	7,215,123
District Clerk	13,035,169
County Clerk Administration	1,207,614
County Clerk Accounting	666,554
County Clerk Passports	1,670,112
County Clerk Vital Statistics	2,001,991
County Clerk Real Property	2,248,237
County Clerk Criminal	3,494,464
County Clerk Civil	2,975,209
Domestic Relations Office(DRO)-Administration	432,851
DRO - Child Support	3,259,842
DRO - Family Court Services	2,408,968
DRO - Supervision	1,379,860
DRO - Legal Support Services	1,384,348
Jury Services	2,195,641
Courts/Judiciary	13,484,464
JUDICIAL TOTAL EXPENDITURES	\$ 175,893,344

**TARRANT COUNTY
GENERAL FUND
FY 2023 APPROVED BUDGET
JUDICIAL ITEMIZED BY DEPARTMENT**

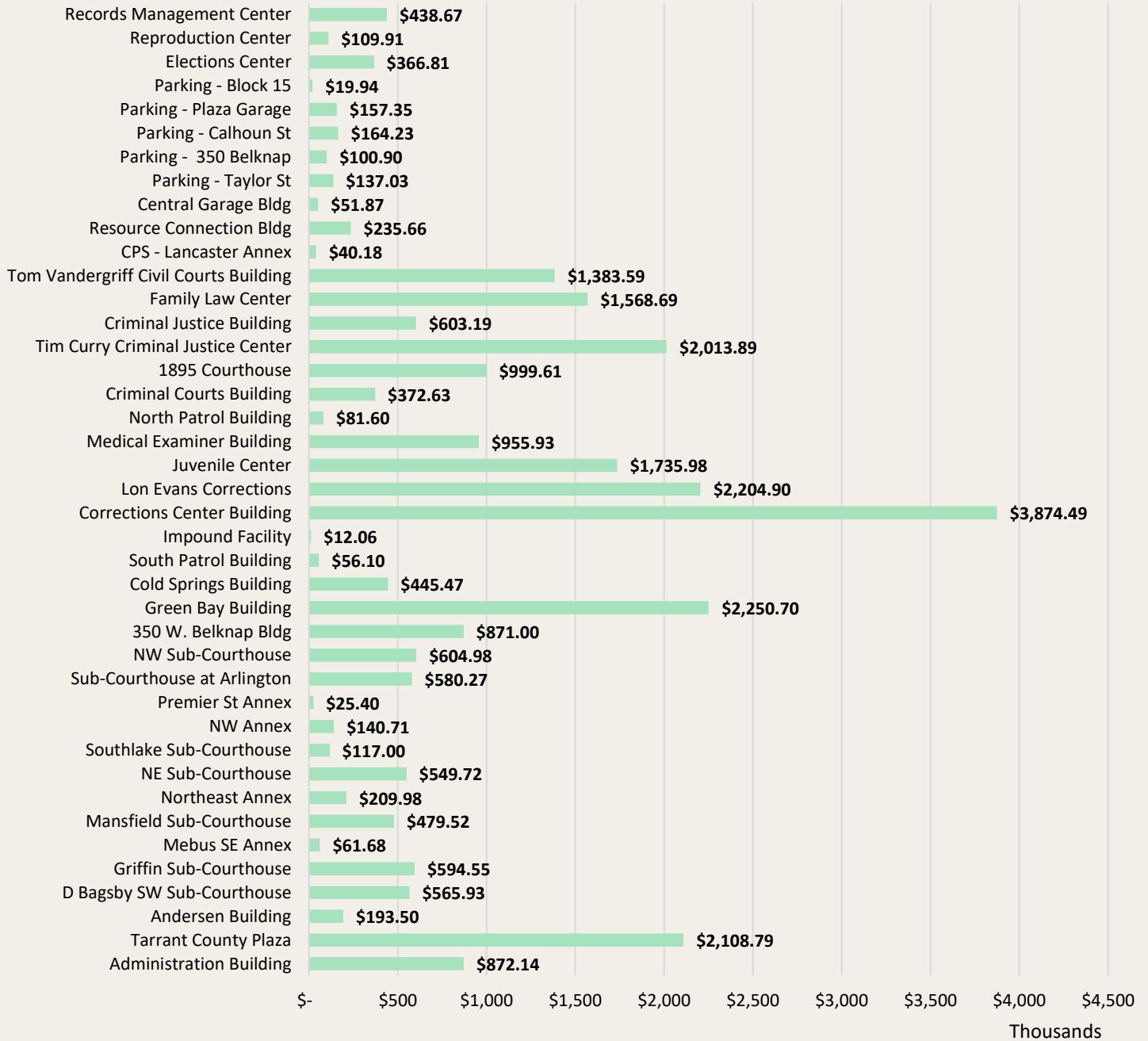
JUDICIAL ITEMIZED BY DEPARTMENT



**TARRANT COUNTY
GENERAL FUND
FY 2023 APPROVED BUDGET
PUBLIC BUILDINGS ITEMIZED BY DEPARTMENT**

Administration Building	\$	872,138
Tarrant County Plaza		2,108,789
Andersen Building		193,500
D Bagsby SW Sub-Courthouse		565,925
Griffin Sub-Courthouse		594,553
Mebus SE Annex		61,677
Mansfield Sub-Courthouse		479,516
Northeast Annex		209,982
NE Sub-Courthouse		549,720
Southlake Sub-Courthouse		117,000
NW Annex		140,711
Premier St Annex		25,398
Sub-Courthouse at Arlington		580,271
NW Sub-Courthouse		604,983
350 W. Belknap Bldg		871,000
Green Bay Building		2,250,697
Cold Springs Building		445,469
South Patrol Building		56,101
Impound Facility		12,055
Corrections Center Building		3,874,487
Lon Evans Corrections		2,204,896
Juvenile Center		1,735,984
Medical Examiner Building		955,928
North Patrol Building		81,596
Criminal Courts Building		372,625
1895 Courthouse		999,605
Tim Curry Criminal Justice Center		2,013,889
Criminal Justice Building		603,189
Family Law Center		1,568,685
Tom Vandergriff Civil Courts Building		1,383,586
CPS - Lancaster Annex		40,176
Resource Connection Bldg		235,655
Central Garage Bldg		51,873
Parking - Taylor St		137,031
Parking - 350 Belknap		100,899
Parking - Calhoun St		164,228
Parking - Plaza Garage		157,350
Parking - Block 15		19,937
Elections Center		366,807
Reproduction Center		109,912
Records Management Center		438,673
PUBLIC BUILDINGS TOTAL EXPENDITURES	\$	28,356,496

PUBLIC BUILDINGS ITEMIZED BY DEPARTMENT



**TARRANT COUNTY
GENERAL FUND
FY 2023 APPROVED BUDGET
PUBLIC SAFETY ITEMIZED BY DEPARTMENT
Public Safety - Sheriff**

Sheriff Office (SO) Administration	\$	2,365,771
Sheriff - Employee Resources		3,160,953
Sheriff - Warrants		8,521,262
Sheriff - Communications		5,769,502
Sheriff - Investigations		6,198,594
Sheriff - Patrol		10,131,606
Sheriff - Courts/Security		22,288,132
Sheriff - Confinement		106,976,261
Sheriff Office Sub Total	\$	165,412,081
Public Safety - Constable		
Constable Precinct #1	\$	1,539,412
Constable Precinct #2		1,436,623
Constable Precinct #3		1,746,423
Constable Precinct #4		1,239,812
Constable Precinct #5		1,113,876
Constable Precinct #6		1,092,754
Constable Precinct #7		1,597,562
Constable Precinct #8		1,473,931
Constable Sub Total	\$	11,240,393
Public Safety - Juvenile Services		
Juvenile Services - Administration	\$	18,999,686
Juvenile Services - Detention		11,773,751
Juvenile Sub Total	\$	30,773,437
Public Safety - Other		
Medical Examiner	\$	16,050,129
Fire Marshal		481,009
Community Supervision & Corrections Dept (CSCD)		4,503,000
Other Sub Total	\$	21,034,138
PUBLIC SAFETY TOTAL EXPENDITURES	\$	228,460,049

PUBLIC SAFETY TOTAL EXPENDITURES

