

MEDICAL EXAMINER STATISTICS 2002

TABLE OF CONTENTS

TARRANT COUNTY	3
NATURAL DEATHS - TARRANT COUNTY	4
ACCIDENTAL DEATHS - TARRANT COUNTY	5
ACCIDENTAL BY AGE AND BLOOD ALCOHOL	7
ACCIDENTAL BY AGE AND TOXICOLOGY	7
SUICIDE DEATHS - TARRANT COUNTY	8
SUICIDE BY AGE, RACE, AND SEX	9
SUICIDE BY AGE AND BLOOD ALCOHOL	9
SUICIDE BY AGE AND TOXICOLOGY	9
HOMICIDE DEATHS - TARRANT COUNTY	10
HOMICIDE BY AGE, RACE, AND SEX	11
HOMICIDE BY AGE AND BLOOD ALCOHOL	11
HOMICIDE BY AGE AND TOXICOLOGY	11
DENTON COUNTY	12
NATURAL DEATH - DENTON COUNTY	13
ACCIDENTAL DEATHS - DENTON COUNTY	14
ACCIDENTAL BY AGE, RACE, AND SEX	15
ACCIDENTAL BY AGE AND BLOOD ALCOHOL	15
ACCIDENTAL BY AGE AND TOXICOLOGY	16
SUICIDE DEATHS - DENTON COUNTY	16
SUICIDE BY AGE, RACE, AND SEX	18
SUICIDE BY AGE AND BLOOD ALCOHOL	18
SUICIDE BY AGE AND TOXICOLOGY	18
HOMICIDE DEATHS - DENTON COUNTY	19
HOMICIDE BY AGE, RACE, AND SEX	20
HOMICIDE BY AGE AND BLOOD ALCOHOL	20
HOMICIDE BY AGE AND TOXICOLOGY	20
PARKER COUNTY	21
NATURAL DEATHS - PARKER COUNTY	22
ACCIDENTAL DEATHS - PARKER COUNTY	23
ACCIDENTAL BY AGE, RACE, AND SEX	24
ACCIDENTAL BY AGE AND BLOOD ALCOHOL	24
ACCIDENTAL BY AGE AND TOXICOLOGY	24
SUICIDE DEATHS - PARKER COUNTY	25
SUICIDE BY AGE, RACE, AND SEX	26
SUICIDE BY AGE AND BLOOD ALCOHOL	26
SUICIDE BY AGE AND TOXICOLOGY	26
HOMICIDE DEATHS - PARKER COUNTY	27
HOMICIDE BY AGE, RACE, AND SEX	28
HOMICIDE BY AGE AND BLOOD ALCOHOL	28
HOMICIDE BY AGE AND TOXICOLOGY	28
CHILD FATALITY	29
CHILD DEATH CERTIFICATION SUMMARY	31
CAUSE AND MANNER OF DEATH	32
NATURAL DEATH	32
ACCIDENTAL DEATH	32
HOMICIDE DEATH	33
SUICIDE DEATH	33
UNDETERMINED DEATH	33
COMPARATIVE STATISTICS	34
NATURAL DEATH	34
ACCIDENTAL DEATH	34
HOMICIDE DEATH	35
SUICIDE DEATH	35
VEHICULAR DEATH	35
DEATHS BY AGE	36
SUMMARY STATISTICS	37
SUMMARY BY RACE	37
SUMMARY BY GENDER	37
SUMMARY BY RACE AND GENDER	37
SUMMARY BY AGE	38

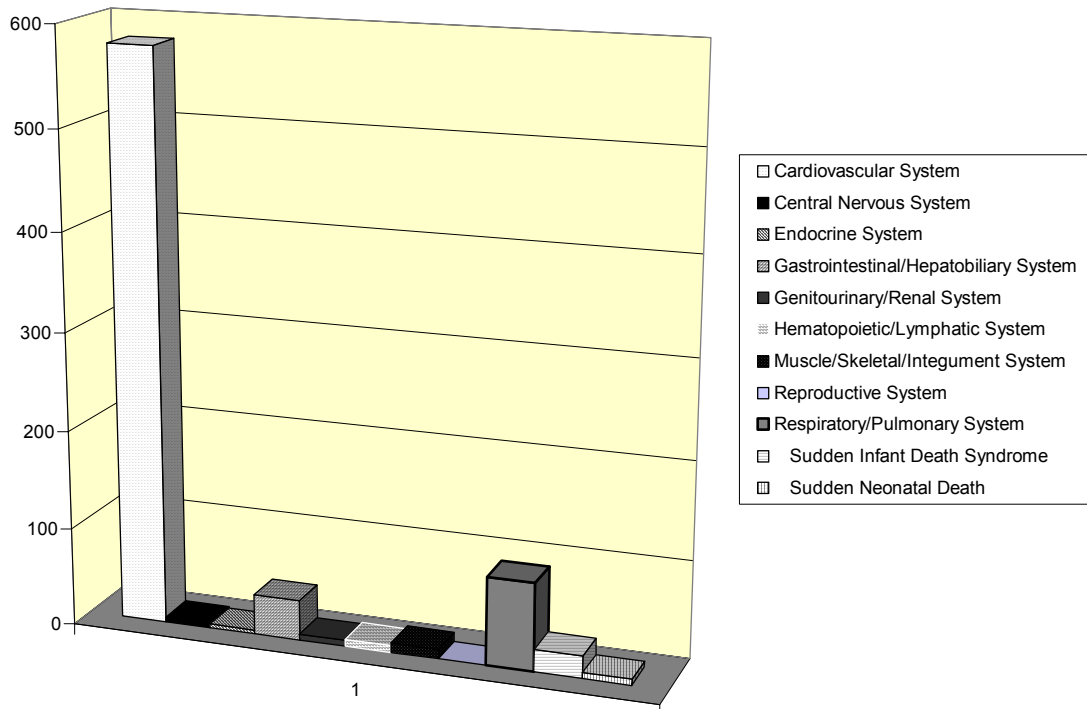
TARRANT COUNTY

DATA MATRICES

NATURAL DEATHS - TARRANT COUNTY

Cause of Death	Total
Cardiovascular System	579
Central Nervous System	5
Endocrine System	4
Gastrointestinal/Hepatobiliary System	41
Genitourinary/Renal System	6
Hematopoietic/Lymphatic System	7
Muscle/Skeletal/Integument System	10
Reproductive System	0
Respiratory/Pulmonary System	90
Sudden Infant Death Syndrome	23
Sudden Neonatal Death	6
Total	773

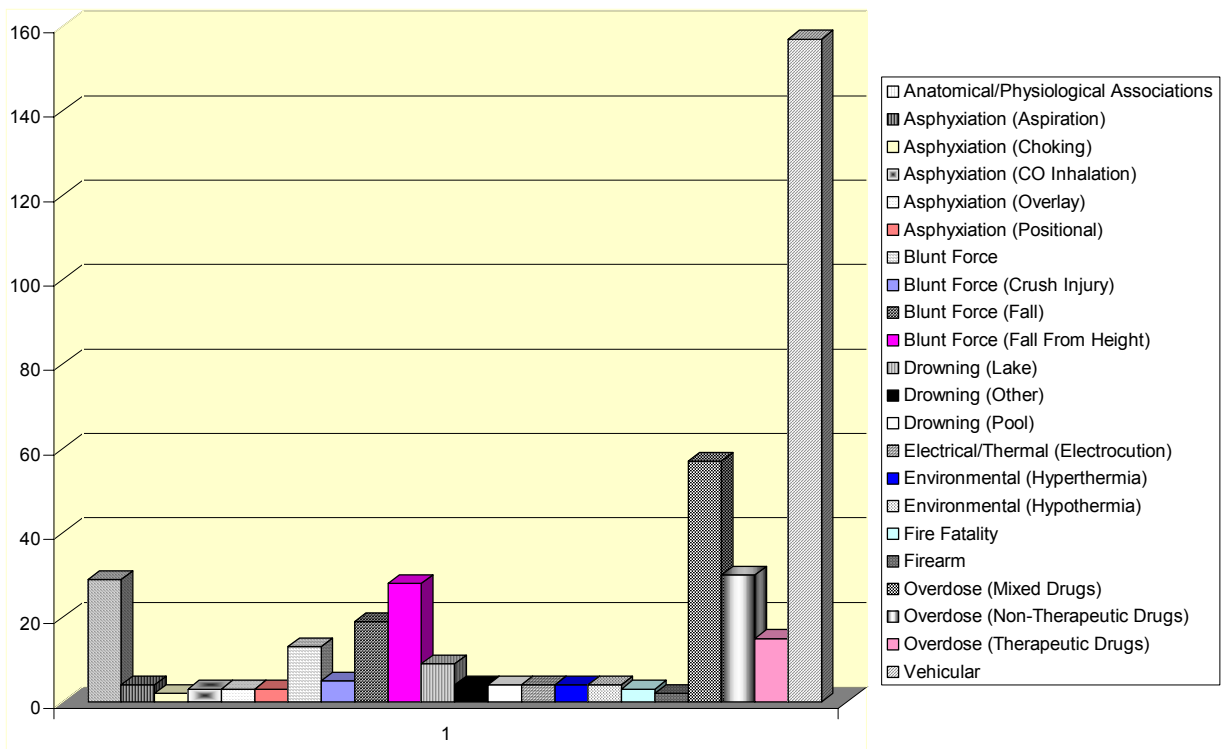
Natural Deaths-Tarrant County



ACCIDENTAL DEATHS - TARRANT COUNTY

Type Of Death	Total
Anatomical/Physiological Associations	29
Asphyxiation (Aspiration)	4
Asphyxiation (Choking)	2
Asphyxiation (CO Inhalation)	3
Asphyxiation (Overlay)	3
Asphyxiation (Positional)	3
Blunt Force	13
Blunt Force (Crush Injury)	5
Blunt Force (Fall)	19
Blunt Force (Fall From Height)	28
Drowning (Bath Tub)	0
Drowning (Lake)	9
Drowning (Other)	4
Drowning (Pool)	4
Electrical/Thermal (Electrocution)	4
Environmental (Hyperthermia)	4
Environmental (Hypothermia)	4
Fire Fatality	3
Firearm	2
Overdose (Mixed Drugs)	57
Overdose (Non-Therapeutic Drugs)	30
Overdose (Therapeutic Drugs)	15
Sharp Force	0
Vehicular	157
Total	402

Accidental Deaths- Tarrant County



*Non-Therapeutic drugs are controlled substances, Therapeutic drugs include prescription drugs and alcohol, and Mixed Drugs refer to a mixture of either several different drugs in one or both of these categories.

ACCIDENTAL BY AGE, RACE AND SEX

	W/M	W/F	B/M	B/F	H/M	H/F	A/M	A/F	I/M	I/F	Total
00-10	20	10	4	1	3	2	0	0	0	0	40
11-20	13	5	9	4	6	1	1	0	1	1	42
21-30	32	14	4	3	10	4	2	1	0	0	70
31-40	24	18	0	0	6	2	2	1	0	0	53
41-50	27	12	9	2	8	3	0	0	0	0	61
51-60	19	14	7	0	10	3	2	0	0	0	55
61-70	16	12	4	0	3	1	0	0	0	0	36
71-80	21	10	2	1	1	1	0	0	0	0	22
Over 80	10	12	0	1	0	0	0	0	0	0	23
Total	182	107	39	12	47	17	7	5	1	1	402

ACCIDENTAL BY AGE AND BLOOD ALCOHOL

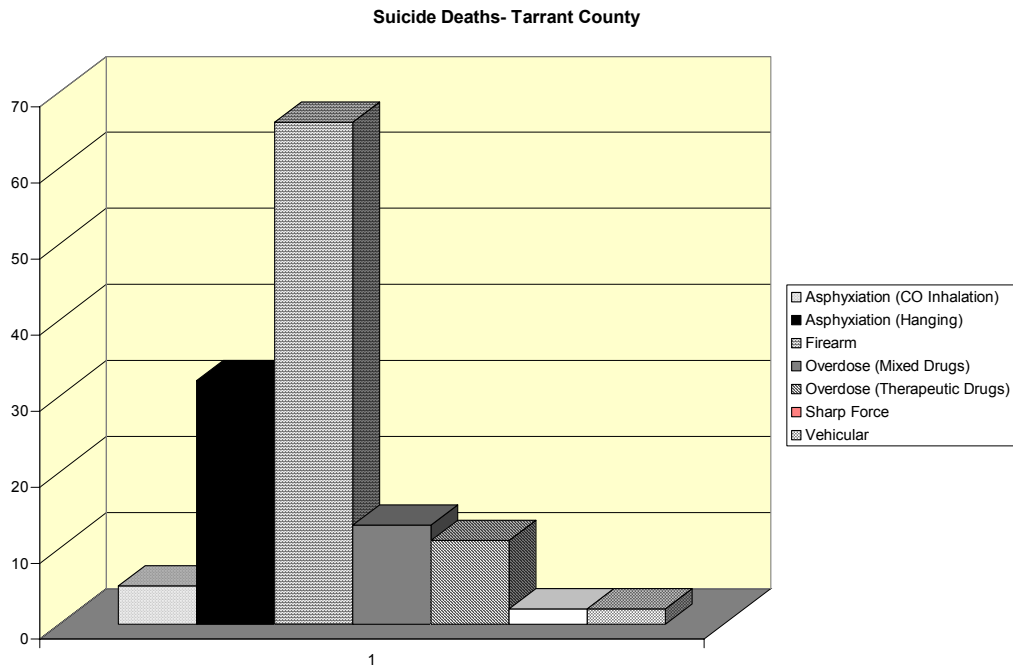
	.01-.05	.06-.10	.11-.15	.16-.20	.21-.25	.26-.30	>.30	Total
00-10	0	0	0	0	0	0	0	0
11-20	23	1	3	3	3	4	0	17
21-30	2	4	3	4	5	7	2	27
31-40	2	4	2	3	3	3	1	18
41-50	1	3	2	2	3	4	2	17
51-60	1	2	1	0	3	0	0	6
61-70	1	0	1	1	1	1	0	5
71-80	1	1	1	0	1	0	0	4
Over 80	0	0	1	0	0	0	0	1
Total	10	15	14	13	19	19	5	95

ACCIDENTAL BY AGE AND TOXICOLOGY

	ABN	Cocaine	Cannabinoid	Opiates	BZD
00-10	5	0	0	0	0
11-20	6	3	7	7	3
21-30	18	9	12	13	8
31-40	20	24	4	22	16
41-50	34	7	21	10	22
51-60	14	8	2	5	4
61-70	1	2	1	3	0
71-80	2	2	0	0	0
Over 80	0	0	0	0	0
Total	100	55	43	60	53

SUICIDE DEATHS - TARRANT COUNTY

Cause Of Death	Total
Asphyxiation (CO Inhalation)	5
Asphyxiation (Hanging)	32
Firearm	66
Overdose (Mixed Drugs)	13
Overdose (Therapeutic Drugs)	11
Sharp Force	2
Vehicular	2
Total	131



SUICIDE BY AGE, RACE, AND SEX

	W/M	W/F	B/M	B/F	H/M	H/F	A/M	A/F	I/M	I/F	Total
00-10	0	0	0	0	0	0	0	0	0	0	0
11-20	1	0	2	0	1	3	0	0	0	0	7
21-30	3	2	4	0	5	3	3	0	0	0	20
31-40	17	4	1	2	3	3	3	0	0	0	33
41-50	18	5	1	1	1	3	1	0	0	0	30
51-60	9	2	0	1	1	3	1	0	0	0	17
61-70	1	3	0	1	0	0	0	0	0	0	5
71-80	8	1	2	1	1	0	0	0	0	0	13
Over 80	4	1	1	0	0	0	0	0	0	0	6
Total	61	18	11	6	12	15	8	0	0	0	131

SUICIDE BY AGE AND BLOOD ALCOHOL

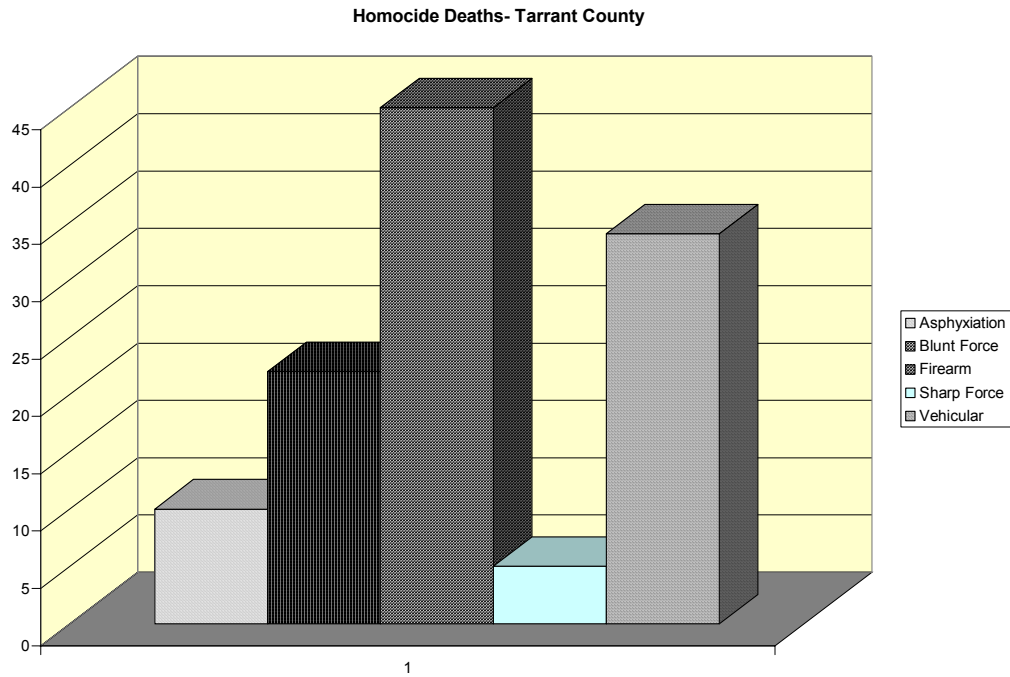
	.01-.05	.06-.10	.11-.15	.16-.20	.21-.25	.26-.30	>.30	Total
00-10	0	0	0	0	0	0	0	0
11-20	1	0	1	1	0	0	0	3
21-30	3	3	3	4	2	0	0	15
31-40	3	2	3	2	4	0	0	14
41-50	1	5	3	1	0	0	0	10
51-60	1	1	2	1	0	0	0	5
61-70	1	1	0	0	1	0	0	3
71-80	0	0	1	0	0	0	0	1
Over 80	0	0	0	0	0	0	0	0
Total	10	12	13	10	5	1	0	51

SUICIDE BY AGE AND TOXICOLOGY

	ABN	Cocaine	Cannabinoid	Opiates	BZD
00-10	0	0	0	0	0
11-20	0	0	0	0	0
21-30	4	1	2	4	2
31-40	22	2	2	5	3
41-50	26	2	4	2	2
51-60	10	4	0	4	0
61-70	12	2	0	1	0
71-80	9	0	0	0	0
Over 80	3	0	0	0	0
Total	86	11	8	16	7

HOMICIDE DEATHS - TARRANT COUNTY

Cause Of Death	Total
Asphyxiation	10
Blunt Force	22
Firearm	45
Sharp Force	5
Vehicular	34
Total	116



HOMICIDE BY AGE, RACE, AND SEX

	W/M	W/F	B/M	B/F	H/M	H/F	A/M	A/F	I/M	I/F	Total
00-10	1	2	2	1	0	0	0	0	0	0	6
11-20	4	4	2	2	0	0	0	0	0	0	12
21-30	7	6	12	5	10	1	0	0	0	0	41
31-40	8	9	5	1	7	0	1	0	0	0	31
41-50	4	3	3	1	2	1	0	0	0	0	14
51-60	2	0	1	0	0	0	0	0	0	0	3
61-70	1	0	1	1	0	0	0	0	0	0	3
71-80	1	1	1	1	0	0	0	0	0	0	4
Over 80	1	0	1	0	0	0	0	0	0	0	2
Total	29	25	28	12	19	2	1	0	0	0	116

HOMICIDE BY AGE AND BLOOD ALCOHOL

	W/M	W/F	B/M	B/F	H/M	H/F	A/M	A/F
00-10	0	0	0	0	0	0	0	0
11-20	2	3	1	2	0	0	0	6
21-30	6	5	7	1	0	0	1	21
31-40	2	3	2	3	1	1	1	7
41-50	4	1	1	1	1	0	0	6
51-60	1	1	1	1	0	0	1	1
61-70	1	1	1	1	0	0	1	1
71-80	0	0	0	0	0	0	0	1
Over 80	0	1	0	0	0	0	0	0
Total	16	15	13	9	2	1	4	43

HOMICIDE BY AGE AND TOXICOLOGY

	ABN	Cocaine	Cannabinoid	Opiates	BZD
00-10	0	0	0	0	0
11-20	12	4	10	2	10
21-30	17	12	9	3	12
31-40	7	8	6	3	6
41-50	1	1	0	1	1
51-60	6	3	9	2	7
61-70	0	0	1	0	1
71-80	0	0	0	0	0
Over 80	0	0	0	0	0
Total	43	28	35	11	37

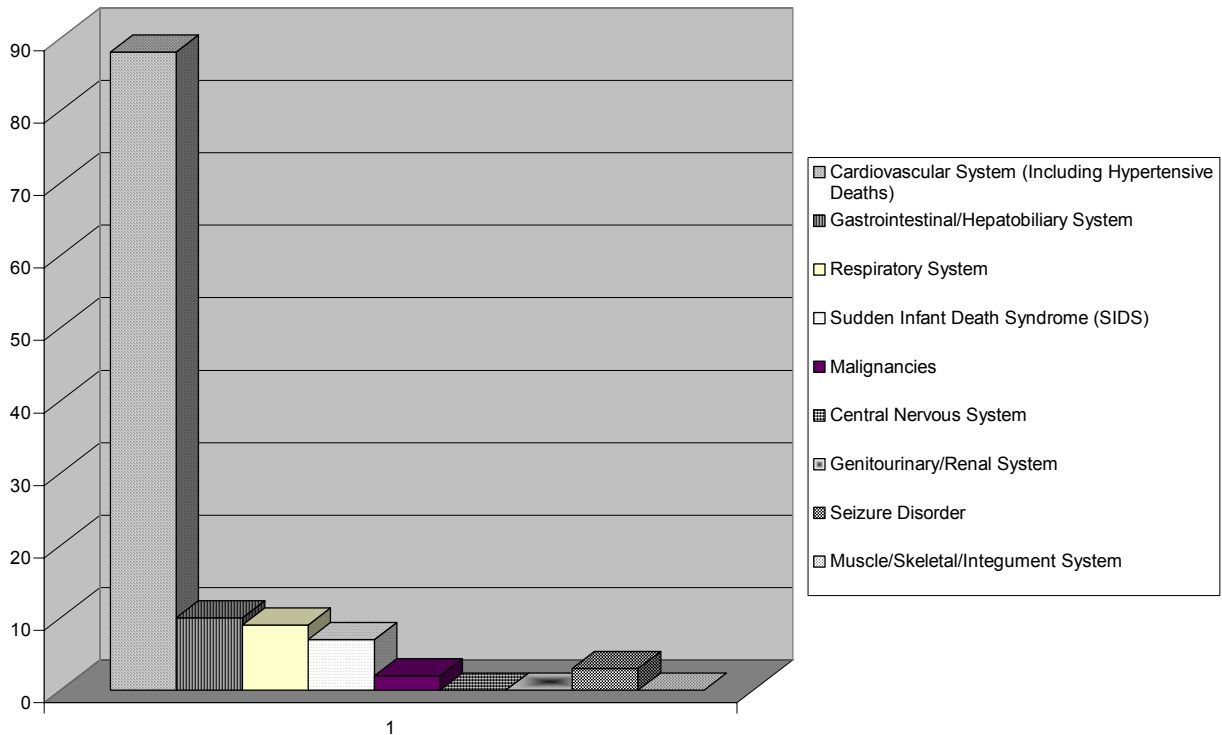
DENTON COUNTY

DATA MATRICES

NATURAL DEATH - DENTON COUNTY

Cause of Death	Total
Cardiovascular System (Including Hypertensive Deaths)	88
Gastrointestinal/Hepatobiliary System	10
Respiratory System	9
Sudden Infant Death Syndrome (SIDS)	7
Malignancies	2
Central Nervous System	0
Genitourinary/Renal System	0
Seizure Disorder	3
Muscle/Skeletal/Integument System	0
Total	119

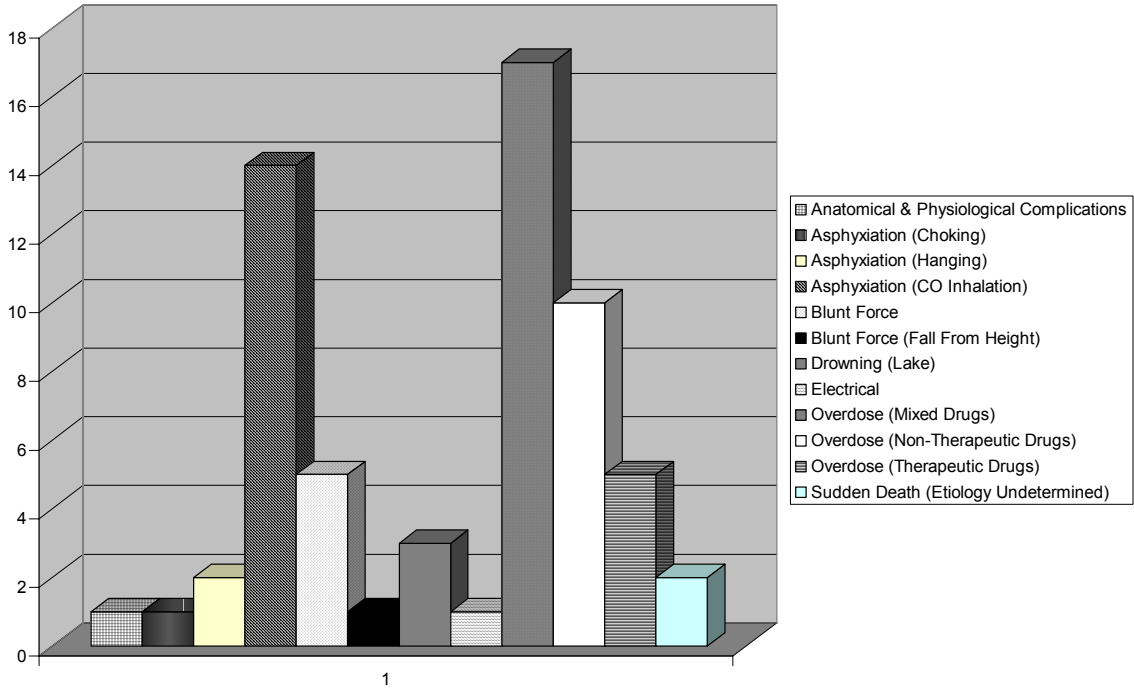
Natural Deaths- Denton County



ACCIDENTAL DEATHS – DENTON COUNTY

Type Of Death	Total
Anatomical & Physiological Complications	1
Asphyxiation (Choking)	1
Asphyxiation (Hanging)	2
Asphyxiation (CO Inhalation)	14
Blunt Force	5
Blunt Force (Crush Injury)	0
Blunt Force (Fall)	0
Blunt Force (Fall From Height)	1
Drowning (Lake)	3
Drowning (Other)	0
Drowning (Pool)	0
Electrical	1
Firearm	0
Overdose (Mixed Drugs)	17
Overdose (Non-Therapeutic Drugs)	10
Overdose (Therapeutic Drugs)	5
Sharp Force	0
Sudden Death (Etiology Undetermined)	2
Vehicular	26
Total	88

Accidental Deaths- Denton County



ACCIDENTAL BY AGE, RACE, AND SEX

	W/M	W/F	B/M	B/F	H/M	H/F	A/M	A/F	I/M	I/F	Total
00-10	0	1	0	0	1	1	1	0	0	0	4
11-20	6	2	4	1	2	1	0	0	0	0	16
21-30	10	3	1	0	2	1	0	0	0	0	17
31-40	10	2	3	3	2	0	0	0	0	0	20
41-50	2	5	1	0	0	0	0	0	0	0	8
51-60	1	3	1	2	1	0	0	0	0	0	7
61-70	2	2	0	1	0	0	0	0	0	0	5
71-80	0	1	1	1	0	0	0	0	0	0	3
Over 80	2	2	1	2	0	0	0	0	0	0	8
Total	33	21	11	10	9	3	1	0	0	0	88

ACCIDENTAL BY AGE AND BLOOD ALCOHOL

	.01-.05	.06-.10	.11-.15	.16-.20	.21-.25	.26-.30	>.30	Total
00-10	0	0	0	0	0	0	0	0
11-20	3	0	3	1	2	0	0	9
21-30	1	1	1	1	1	0	0	5
31-40	3	1	1	1	1	0	1	8
41-50	1	0	2	3	0	0	1	7
51-60	0	0	0	1	2	0	0	3
61-70	1	0	0	0	0	0	0	1
71-80	1	0	0	0	0	0	0	1

Over 80	0	0	0	0	0	0	0	0
Total	10	2	7	7	6	0	2	34

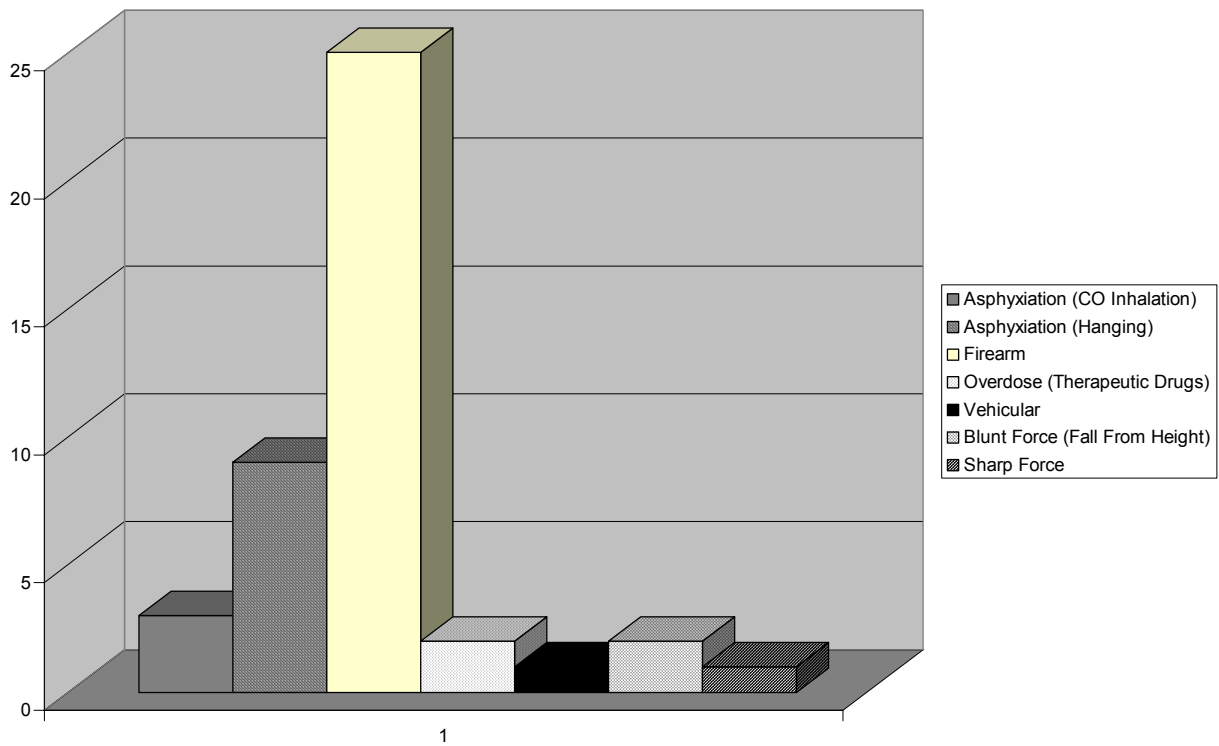
ACCIDENTAL BY AGE AND TOXICOLOGY

	ABN	Cocaine	Cannabinoid	Opiates	BZD
00-10	0	0	0	0	0
11-20	4	2	3	3	10
21-30	6	3	4	2	12
31-40	4	1	6	4	14
41-50	10	4	1	5	15
51-60	2	1	1	1	3
61-70	0	0	0	1	0
71-80	3	0	0	0	3
Over 80	1	0	0	0	2
Total	30	11	15	16	59

SUICIDE DEATHS - DENTON COUNTY

Cause Of Death	Total
Asphyxiation (CO Inhalation)	3
Asphyxiation (Hanging)	9
Firearm	25
Overdose (Therapeutic Drugs)	2
Vehicular	1
Blunt Force (Fall From Height)	2
Sharp Force	1
Total	43

Suicide Deaths-Denton County



SUICIDE BY AGE, RACE, AND SEX

	W/M	W/F	B/M	B/F	H/M	H/F	A/M	A/F	I/M	I/F	Total
00-10	0	0	0	0	0	0	0	0	0	0	0
11-20	3	0	0	0	0	0	0	0	0	0	3
21-30	3	2	1	0	0	0	0	0	0	0	6
31-40	12	2	0	0	0	0	0	0	0	0	14
41-50	1	6	0	0	0	0	0	0	0	0	7
51-60	7	2	0	0	0	0	0	0	0	0	9
61-70	2	0	0	0	0	0	0	0	0	0	2
71-80	2	0	0	0	0	0	0	0	0	0	2
Over 80	0	0	0	0	0	0	0	0	0	0	0
Total	36	6	1	0	0	0	0	0	0	0	43

SUICIDE BY AGE AND BLOOD ALCOHOL

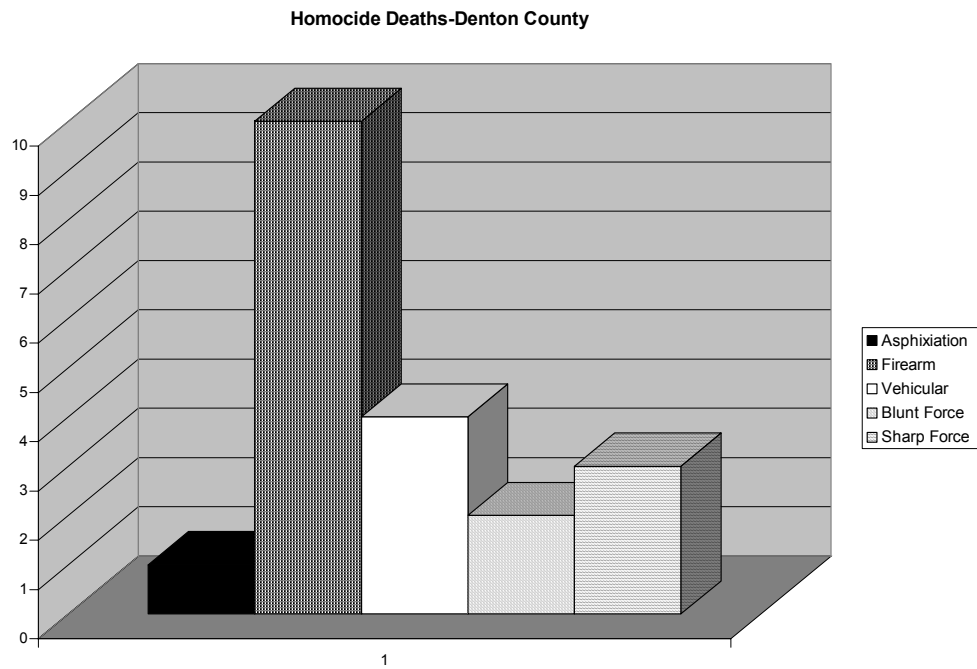
	.01-.05	.06-.10	.11-.15	.16-.20	.21-.25	.26-.30	>.30	Total
00-10	0	0	0	0	0	0	0	0
11-20	0	0	0	0	0	0	0	0
21-30	0	0	0	0	0	0	0	0
31-40	0	1	0	0	0	0	0	1
41-50	2	3	0	0	1	0	0	6
51-60	3	0	1	0	1	1	0	6
61-70	0	0	0	0	0	0	1	1
71-80	0	0	0	0	0	0	0	0
Over 80	0	0	0	0	0	0	0	0
Total	5	4	1	0	2	1	1	14

SUICIDE BY AGE AND TOXICOLOGY

	ABN	Cocaine	Cannabinoid	Opiates	BZD
00-10	0	0	0	0	0
11-20	0	0	0	0	0
21-30	0	1	0	0	0
31-40	1	0	0	0	0
41-50	0	0	0	2	1
51-60	0	0	0	0	0
61-70	0	0	1	1	0
71-80	0	0	0	0	0
Over 80	0	0	0	0	0
Total	1	1	1	3	1

HOMICIDE DEATHS – DENTON COUNTY

Cause Of Death	Total
Asphyxiation	1
Firearm	10
Vehicular	4
Blunt Force	2
Sharp Force	3
Total	20



HOMICIDE BY AGE, RACE, AND SEX

	W/M	W/F	B/M		H/M	H/F	A/M	A/F	I/M	I/F	Total
00-10	0	0		0	0	0	0	0	0	0	0
11-20	2		0	0	0	1	0	0	0	0	4
21-30	1	0	0	0	0	0	0	0	0	0	1
31-40	1	0	2	0	1	1	0	0	0	0	5
41-50	3	1	0	0	2	0	0	0	0	0	6
51-60	1	1	0	0	0	0	0	0	0	0	2
61-70	1	1	0	0	0	0	0	0	0	0	2
71-80	0	0	0	0	0	0	0	0	0	0	0
Total	9	4	2	0	3	2	0	0	0	0	20

HOMICIDE BY AGE AND BLOOD ALCOHOL

	.05	0.1	0.15	0.2	0.25	0.3	>0.3	Total
11-20	0	0	0	0	0	0	0	0
21-30	0	0	0	0	0	0	0	0
31-40	0	0	1	0	0	0	0	1
41-50	0	0	0	1	1	0	0	2
51-60	0	0	1	1	1	1	0	4
61-70	0	0	0	0	0	0	0	0
71-80	0	0	0	0	0	0	0	0
Over 80	0	0	0	0	0	0	0	0
Total	0	0	2	2	2	1	0	7

HOMICIDE BY AGE AND TOXICOLOGY

	ABN	Cocaine	Cannabinoid	Opiates	BZD
00-10	0	0	0	0	0
11-20	0	1	1	0	0
21-30	0	0	0	0	0
	0	0	0	1	0
41-50	0	0	0	0	0
51-60	0	1	1	0	0
61-70	0	0	0	0	0
71-80	0	0	0	0	0
Over 80	0	0	0	0	0
Total	0	2	2	1	0

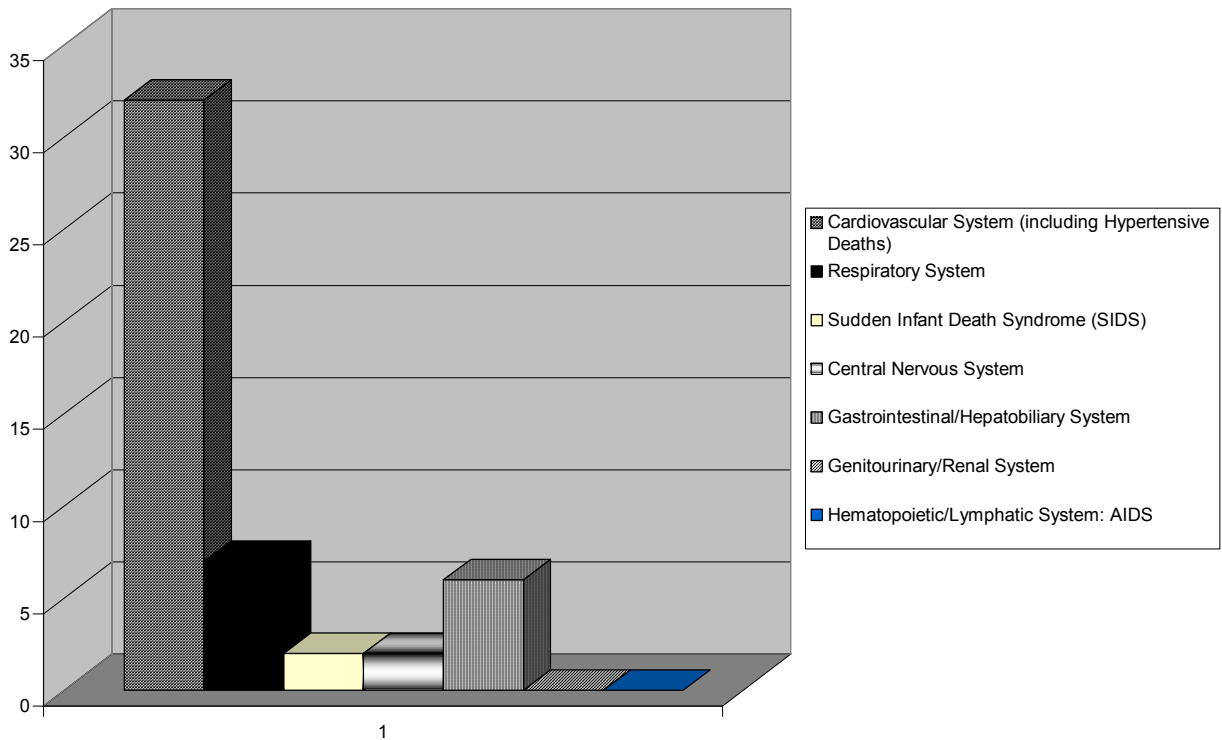
PARKER COUNTY

DATA MATRICES

NATURAL DEATHS - PARKER COUNTY

Cause Of Death	Total
Cardiovascular System (including Hypertensive Deaths)	32
Respiratory System	7
Sudden Infant Death Syndrome (SIDS)	2
Central Nervous System	2
Gastrointestinal/Hepatobiliary System	6
Genitourinary/Renal System	0
Hematopoietic/Lymphatic System: AIDS	0
Total	49

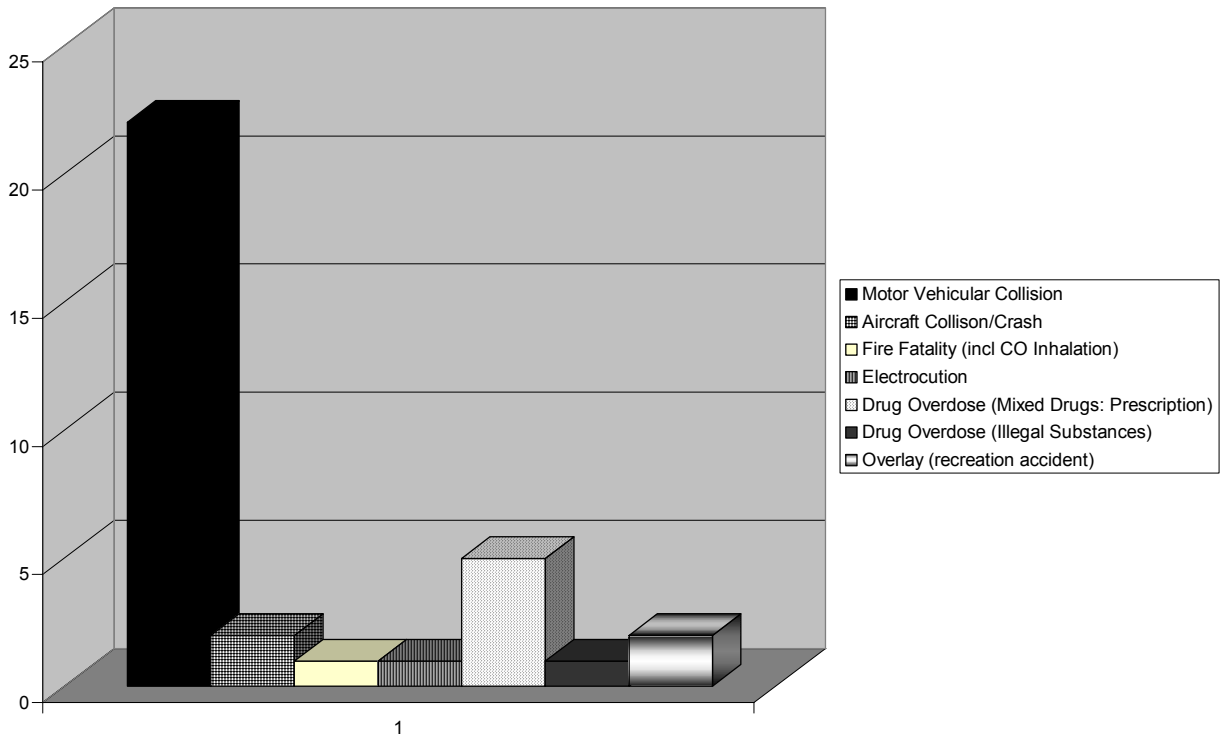
Natural Deaths- Parker County



ACCIDENTAL DEATHS - PARKER COUNTY

Type Of Death	Total
Motor Vehicular Collision	22
Aircraft Collision/Crash	2
Fire Fatality (incl. CO Inhalation)	1
Electrocution	1
Drug Overdose (Mixed Drugs: Prescription)	5
Drug Overdose (Illegal Substances)	1
Overlay (recreation accident)	2
Total	34

Accidental Deaths-Parker County



ACCIDENTAL BY AGE, RACE, AND SEX

	W/M	W/F	B/M	B/F	H/M	H/F	A/M	A/F	I/M	I/F	Total
00-10	0	0	0	0	0	0	0	0	0	0	0
11-20	0	0	0	0	0	0	0	0	0	0	0
21-30	10	2	1	0	1	0	0	0	0	0	14
31-40	3	0	0	1	1	1	0	0	0	0	6
41-50	1	2	1	1	1	0	0	0	0	0	6
51-60	1	1	0	0	0	0	0	0	0	0	2
61-70	2	1	1	0	0	0	0	0	0	0	4
71-80	1	1	0	0	0	0	0	0	0	0	2
Over 80	0	0	0	0	0	0	0	0	0	0	0
Total	18	7	3	2	3	1	0	0	0	0	34

ACCIDENTAL BY AGE AND BLOOD ALCOHOL

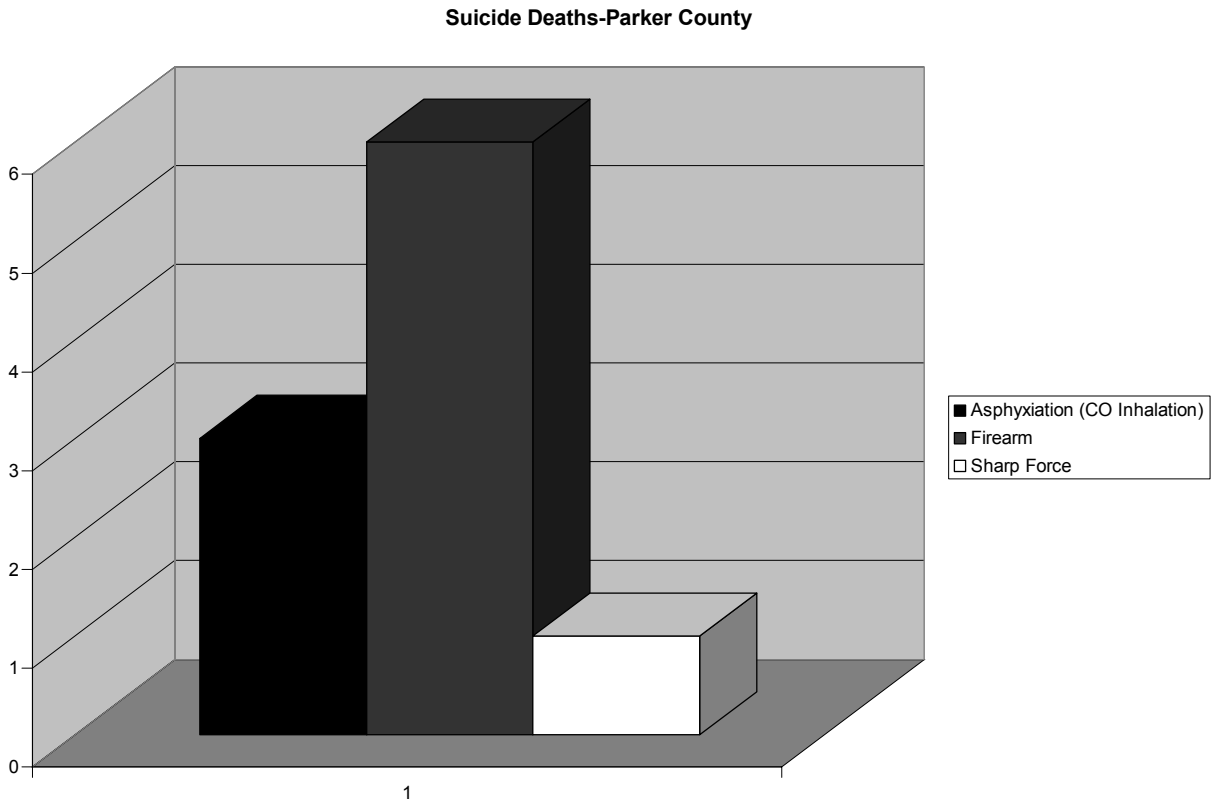
	.05	.1	.15	.2	.25	0.3	>.3	Total
00-10	0	0	0	0	0	0	0	0
11-20	0	0	0	1	2	1	0	4
21-30	1	3	1	0	0	0	0	5
31-40	0	2	0	1	0	0	0	3
41-50	1	1	1	1	1	0	0	5
51-60	0	0	0	0	1	0	0	1
61-70	0	0	0	0	0	0	0	0
71-80	0	0	0	0	0	0	0	0
Over 80	0	0	0	0	0	0	0	0
Total	2	6	2	3	4	1	0	18

ACCIDENTAL BY AGE AND TOXICOLOGY

	ABN	Cocaine	Cannabinoid	Opiates	BZD
00-10	0	0	0	0	0
11-20	0	0	0	0	0
21-30	2	1	1	1	1
31-40	1	1	1	1	1
41-50	3	0	1	1	0
51-60	1	1	1	0	0
61-70	1	0	0	0	0
71-80	0	0	0	0	0
Over 80	0	0	0	0	0
Total	8	3	4	3	2

SUICIDE DEATHS - PARKER COUNTY

Cause Of Death	Total
Asphyxiation (CO Inhalation)	3
Firearm	6
Sharp Force	1
Total	10



SUICIDE BY AGE, RACE, AND SEX

	W/M	W/F	B/M	B/F	H/M	H/F	A/M	A/F	I/M	I/F	Total
00-10	0	0	0	0	0	0	0	0	0	0	0
11-20	0	0	0	0	0	0	0	0	0	0	0
21-30	0	0	0	0	0	0	0	0	0	0	0
31-40	0	0	0	1	0	0	0	0	0	0	1
41-50	0	0	0	0	1	0	0	0	0	0	1
51-60	1	1	0	1	0	0	0	0	0	0	3
61-70	1	0	1	1	0	0	0	0	0	0	3
71-80	1	1	0	0	0	0	0	0	0	0	2
Over 80	0	0	0	0	0	0	0	0	0	0	0
Total	3	2	1	3	1	0	0	0	0	0	10

SUICIDE BY AGE AND BLOOD ALCOHOL

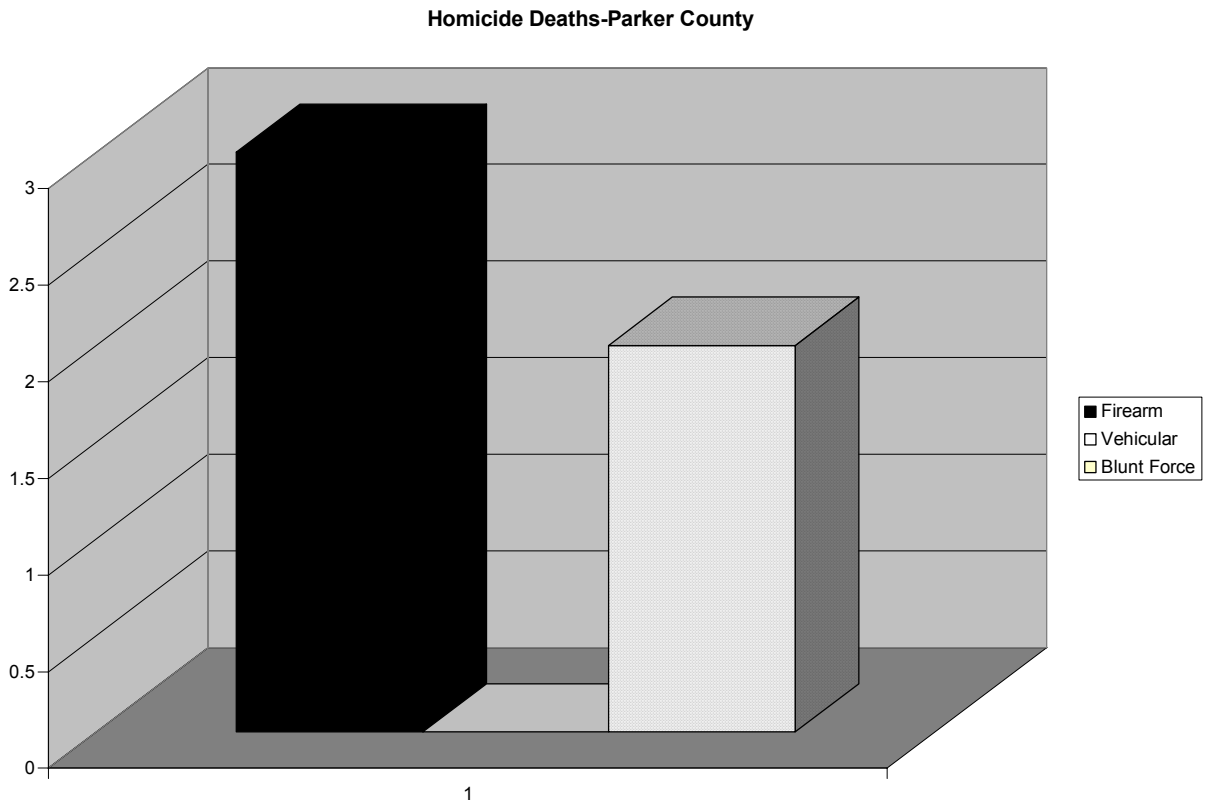
	.05	0.1	0.15	0.2	0.25	0.3	>0.3	TOTAL
11-20	0	0	0	0	0	0	0	0
21-30	0	0	0	0	0	0	0	0
31-40	0	0	0	0	0	0	0	0
41-50	2	1	0	1	0	0	0	4
51-60	1	1	0	0	0	0	0	2
61-70	0	0	1	0	0	0	0	1
71-80	0	0	0	0	0	0	0	0
Over 80	0	0	0	0	0	0	0	0
Total	3	2	1	1	0	0	0	7

SUICIDE BY AGE AND TOXICOLOGY

	ABN	Cocaine	Cannabinoid	Opiates	BZD
00-10	0	0	0	0	0
11-20	2	1	0	0	2
21-30	0	0	1	0	1
31-40	1	0	1	0	0
41-50	1	0	1	0	1
51-60	1	0	1	0	1
61-70	0	0	1	0	2
71-80	0	0	1	0	0
Over 80	0	0	0	0	0
Total	5	1	4	0	7

HOMICIDE DEATHS - PARKER COUNTY

Cause Of Death	Total
Firearm	3
Vehicular	0
Blunt Force	2
Total	5



HOMICIDE BY AGE, RACE, AND SEX

	W/M	W/F	B/M	B/F	H/M	H/F	A/M	A/F	I/M	I/F	Total
00-10	0	0	0	0	0	0	0	0	0	0	0
11-20	0	0	1	0	0	0	0	0	0	0	1
21-30	1	1	0	0	0	0	0	0	0	0	2
31-40	0	0	0	0	0	0	0	0	0	0	0
41-50	1	1	0	0	0	0	0	0	0	0	2
51-60	0	0	0	0	0	0	0	0	0	0	0
61-70	0	0	0	0	0	0	0	0	0	0	0
71-80	0	0	0	0	0	0	0	0	0	0	0
Total	2	2	1	0	0	0	0	0	0	0	5

HOMICIDE BY AGE AND BLOOD ALCOHOL

	.05	0.1	0.15	0.2	0.25	0.3	>0.3	TOTAL
11-20	0	0	0	0	0	0	0	0
21-30	0	0	0	0	0	0	0	0
31-40	0	0	0	0	0	0	0	0
41-50	0	0	0	0	0	0	0	0
51-60	0	0	0	0	0	0	0	0
61-70	0	0	0	0	0	0	0	0
71-80	0	0	0	0	0	0	0	0
Over 80	0	0	0	0	0	0	0	0
Total	0	0	0	0	0	0	0	0

HOMICIDE BY AGE AND TOXICOLOGY

	ABN	Cocaine	Cannabinoid	Opiates	BZD
00-10	0	0	0	0	0
11-20	0	0	1	0	1
21-30	0	0	0	0	0
31-40	0	1	1	0	1
41-50	1	0	0	0	0
51-60	0	0	1	0	1
61-70	0	0	0	0	0
71-80	0	0	0	0	0
Over 80	0	0	0	0	0
Total	1	1	3	0	2

CHILD FATALITY

REVIEW TEAM

CHILD FATALITY REVIEW TEAM

Child deaths attributable to illness, birth defect, delivery difficulty, neoplastic disease, and other natural causes account for approximately two out of three child fatalities locally. Although these deaths can be devastating, the larger community is impacted perhaps more by deaths occurring unnaturally. Texas, in 1999, had 44,532 confirmed victims of child abuse or neglect. 176 of these children died as a direct result. The greatest risk of death from abuse or neglect occurs among the youngest kids who, because of their age, have an absolute dependence on their caretakers. During 1998, 73 percent of all child fatalities in Texas occurred among victims under four years of age, with males outnumbering females slightly as victims of fatal maltreatment.

Although there are more than 4,000 child deaths annually in Texas, no single agency tracks all aspects of every death reported. Of particular interest are those deaths that are preventable. In 1995, the Texas Legislature amended Chapter 264 of the Family Code to include language outlining the establishment and continuance of a state child fatality review team committee, local child fatality review teams, and formation of a statewide analytical evaluation of all collected and reported child death information. The ultimate goal of the project is to identify trends and reduce the number of preventable childhood deaths. There are approximately 50 representatives appointed the Tarrant County CFRT from the following agencies:

- Tarrant, Denton, and Parker County District Attorney Offices
- Local Law Enforcement
- Texas Department of Protective and Regulatory Services (CPS)
- Cook Children's Medical Center
- Rural-Metro EMS
- North Texas SIDS Alliance
- Alliance for Children - Tarrant County
- Tarrant County College (Child Abuse Training Project)
- Fort Worth Bureau of Vital Statistics
- Tarrant County, Fort Worth, and Denton Public Health Departments
- University of North Texas Health Science Center - Public Health program
- Medical Specialists (e.g., pediatric neurosurgeon, pathologist, and epidemiologist)
- Emergency Physicians Advisory Board
- Crimes Against Children Task Forces
- Shaken Baby Alliance

Of the 122 child deaths reviewed by the CFRT in 2002, 60 (49%) were due to natural causes while the remaining 62 (51%) were attributable to unnatural means. Unnatural deaths reviewed are comprised of 19 homicides (15%), 32 accidents (26%), 2 suicides (1%), and 9 undetermined cases (7%).

CHILD DEATH CERTIFICATION SUMMARY

Manner of Death Certification	1999	2000	2001	2002
Natural	53	54	56	60
Accidental	47	52	47	32
Homicide	19	21	19	19
Suicide	7	8	10	2
Undetermined	4	8	7	9
Total	130	143	139	122

CAUSE AND MANNER OF DEATH

NATURAL DEATH

Natural Death	Tarrant	Denton	Parker	Total
Cardiovascular System	7	1	1	9
Central Nervous System	3	0	0	3
Developmental	0	0	0	0
Endocrine System	1	0	0	3
Gastrointestinal System	1	0	0	1
Hepatic System	3	0	0	3
Infectious Disease	1	0	0	1
Intrauterine Fetal Demise	0	0	0	0
Pulmonary System	3	0	0	3
Sudden Infant Death Syndrome	18	5	1	24
Sudden Death (Unknown Etiology)	14	1	0	15
Total	51	7	2	60

ACCIDENTAL DEATH

Accidental Death	Tarrant	Denton	Parker	Total
Asphyxiation	1	1	0	2
Aspiration	0	0	1	1
Positional	1	0	0	1
Drowning	0	0	0	0
Bath Tub	2	0	0	2
Lake	0	1	0	1
Pool	4	0	0	4
Complications of Near-Drowning	0	0	0	0
Drug Overdose	0	1	0	1
Firearm	0	0	0	0
Fire/Carbon Monoxide Inhalation	1	0	0	1
Vehicular	9	1	3	10
Environmental	1	0	0	1
Fall	0	0	0	0
Pedestrian	7	0	0	8
Undetermined	0	0	0	0
Total	26	5	1	32

HOMICIDE DEATH

Homicide Death	Tarrant	Denton	Parker	Total
Blunt Force Trauma	5	0	0	5
Firearm	2	0	3	5
Fire/Carbon Monoxide Inhalation/Env	1	0	0	1
Vehicular	1	0	0	1
Passenger	5	0	0	5
Pedestrian	1	0	0	1
Total	15	1	3	19

SUICIDE DEATH

Suicide Death	Tarrant	Denton	Parker	Total
Drug Overdose	0	0	0	0
Firearm	1	0	0	1
Hanging	0	1	0	1
Vehicular	0	0	0	0
Total	1	1	0	2

UNDETERMINED DEATH

Undetermined Death	Tarrant	Denton	Parker	Total
Vehicular -Passenger	1	0	1	2
Vehicular- Pedestrian	1	0	0	1
Intrauterine Fetal Demise	0	0	0	0
Sudden Death (Unknown Etiology)	4	2	0	6
Total	6	2	1	9

COMPARATIVE STATISTICS

NATURAL DEATH

Natural Deaths	1999	2000	2001	2002
Cardiovascular System	6	5	5	9
Central Nervous System	0	3	3	3
Developmental	0	1	3	0
Endocrine System	1	1	1	1
Gastrointestinal System	1	0	0	1
Genitourinary System	0	0	1	0
Hepatic System	1	0	2	3
Infectious Disease	0	2	4	1
Intrauterine Fetal Demise	1	4	3	0
Pulmonary System	10	10	0	3
Sudden Infant Death Syndrome	26	25	22	24
Sudden Neonatal Death	0	1	0	0
Sudden Death (Unknown Etiology)	8	2	12	15
Total	53	54	56	60

ACCIDENTAL DEATH

Accidental Deaths	1999	2000	2000	2002
Asphyxiation	4	3	4	4
Blunt Force Trauma	0	0	1	0
Drowning	8	13	9	7
Environmental	0	1	0	1
Drug Overdose	3	3	3	0
Fall	0	2	2	0
Firearm	5	0	0	0
Fire/Carbon Monoxide Inhalation	6	3	3	1
Vehicular	21	27	21	10
Hanging	0	0	0	1
Pedestrian	0	0	0	8
Total	47	52	47	32

HOMICIDE DEATH

Homicide Deaths	1999	2000	2001	2002
Asphyxiation	4	1	0	0
Blunt Force Trauma	0	5	5	5
Drowning	8	0	0	0
Firearm	0	4	6	5
Fire/Carbon Monoxide Inhalation	3	0	2	0
Sharp Force Trauma	0	1	0	1
Vehicular	5	8	6	7
Poisoning	6	1	0	0
Shaken Baby Syndrome	21	1	0	0
Environmental	0	0	0	1
Total	47	21	19	19

SUICIDE DEATH

Suicide Deaths	1999	2000	2001	2002
Fall From Height	0	1	0	0
Drug Overdose	1	0	0	0
Firearm	4	3	3	1
Hanging	2	4	5	1
Vehicular	0	0	2	0
Total	7	8	10	2

VEHICULAR DEATH

Vehicular Deaths	1999	2000	2001	2002
Driver	1	9	10	4
Passenger	17	19	12	14
Pedestrian	7	7	7	11
Pedalist	1	0	0	0
Total	26	35	29	29

DEATHS BY AGE

Age	1999	2000	2001	2002
0 (Under 24 Hours)	1	8	0	0
Less than 30 days	8	7	14	5
1 month - 4 months	29	24	31	25
5 months - 8 months	9	11	10	14
9 months - 12 months	1	5	4	6
1 year - 5 years	23	32	22	28
6 years - 10 years	12	4	7	16
11 years - 15 years	20	23	28	12
16 years - 17 years	27	29	23	16
Total	130	143	139	122

SUMMARY STATISTICS

SUMMARY BY RACE

Race	Tarrant	Denton	Parker	Total
White	40	15	4	58
Black	31	2	0	25
Hispanic	21	2	0	33
Asian	6	1	0	6
Indian	0	0	0	0
Total	98	20	4	122

SUMMARY BY GENDER

Gender	Tarrant	Denton	Parker	Total
Male	68	12	2	68
Female	30	9	1	54
Total	98	21	3	122

SUMMARY BY RACE AND GENDER

Race and Gender	Tarrant	Denton	Parker	Total
White Male	29	7	1	37
White Female	16	3	2	21
Black Male	11	0	0	11
Black Female	12	2	0	14
Hispanic Male	12	2	2	16
Hispanic Female	12	1	3	17
Asian Male	4	0	0	4
Asian Female	2	0	0	2
Indian Male	0	0	0	0
Indian Female	0	0	0	0
Total	99	15	8	122

SUMMARY BY AGE

Age	Tarrant	Denton	Parker	Total
Under 1 month	5	0	0	5
1 month - 4 months	19	4	2	25
5 months - 8 months	10	4	0	14
9 months - 12 months	6	0	0	6
1 year - 5 years	23	3	2	28
6 years - 10 years	11	2	3	16
11 years - 15 years	9	3	0	12
16 years - 17 years	15-	0	1	16
Total	98	16	8	122