

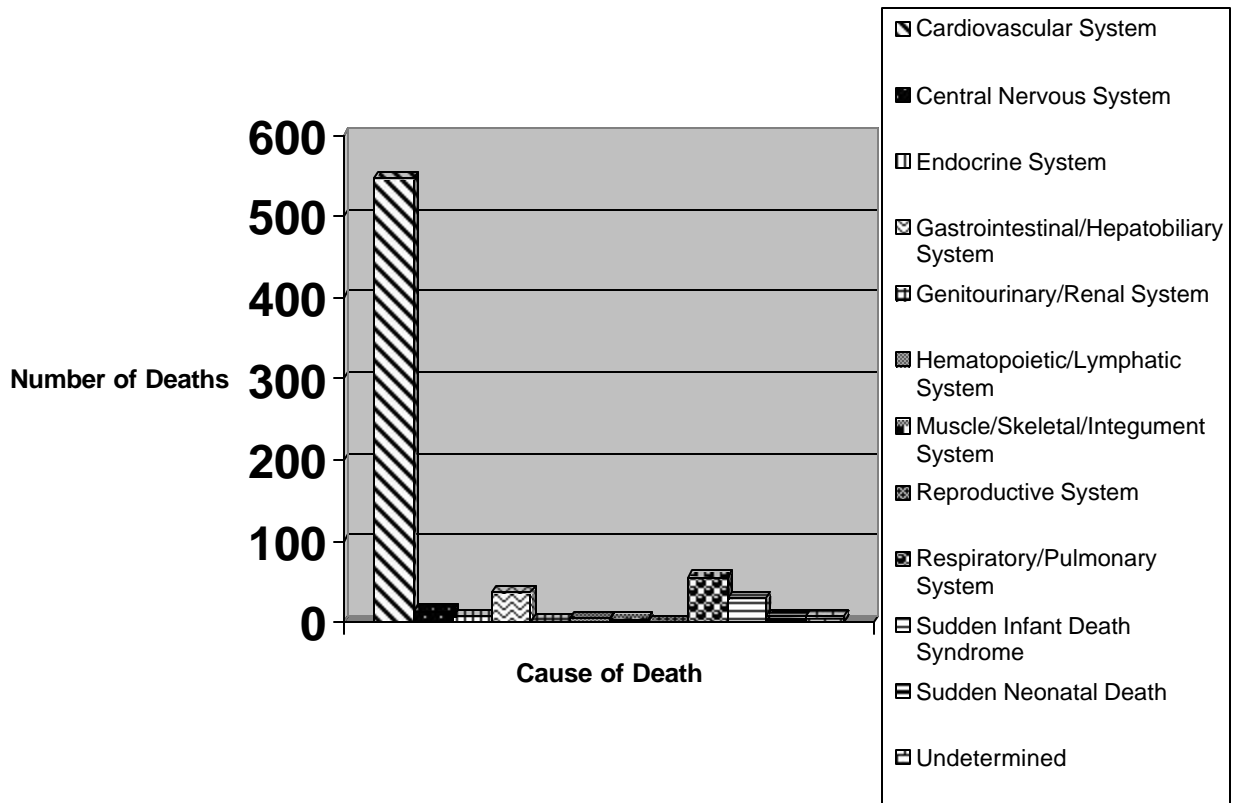
TARRANT COUNTY

DATA MATRICES

NATURAL DEATHS - TARRANT COUNTY

| Cause of Death | Total |
|---------------------------------------|------------|
| Cardiovascular System | 546 |
| Central Nervous System | 14 |
| Endocrine System | 7 |
| Gastrointestinal/Hepatobiliary System | 36 |
| Genitourinary/Renal System | 2 |
| Hematopoietic/Lymphatic System | 5 |
| Muscle/Skeletal/Integument System | 3 |
| Reproductive System | 0 |
| Respiratory/Pulmonary System | 55 |
| Sudden Infant Death Syndrome | 29 |
| Sudden Neonatal Death | 7 |
| Undetermined | 7 |
| Total | 713 |

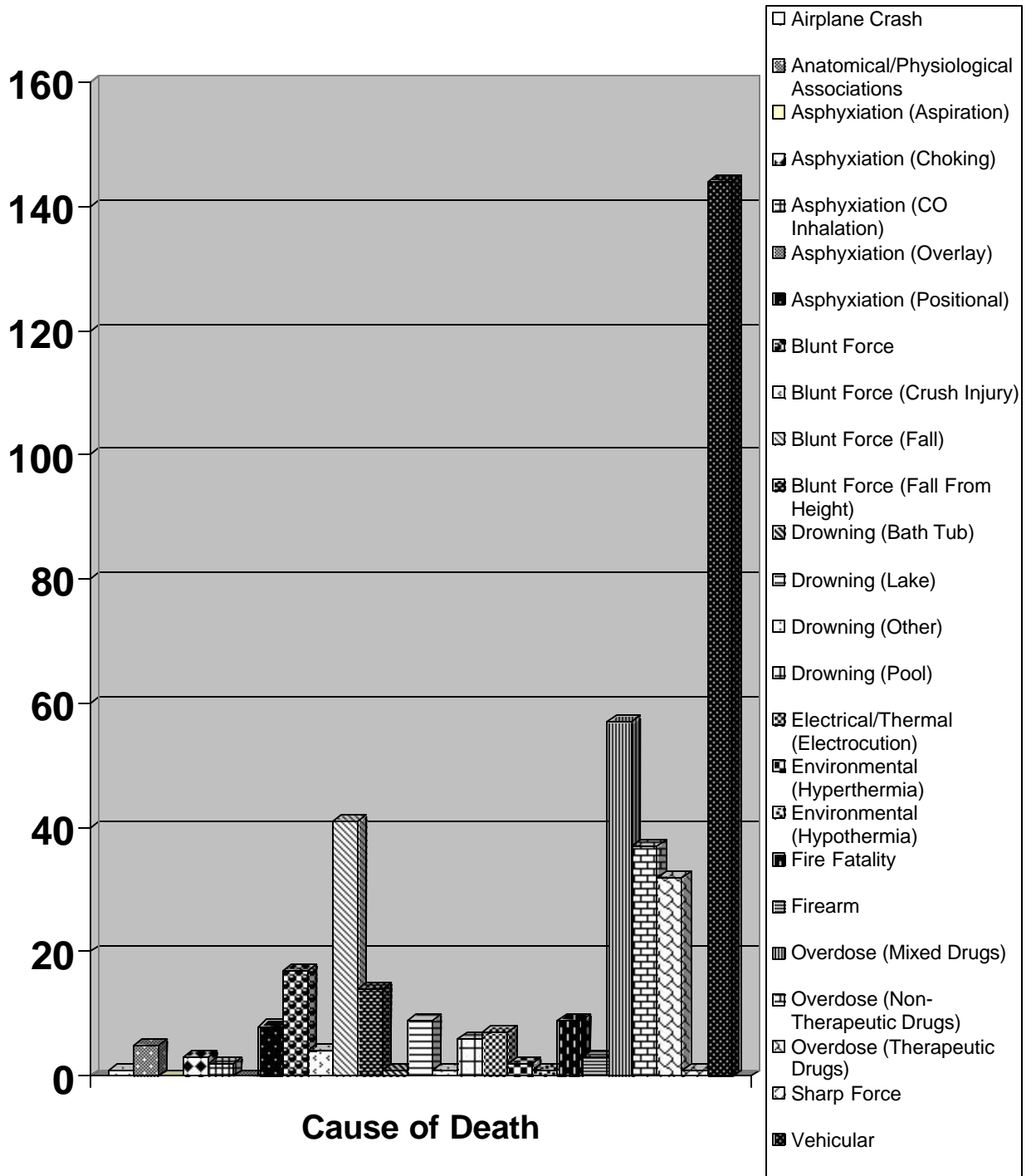
Natural Deaths- Tarrant County



ACCIDENTAL DEATHS - TARRANT COUNTY

| Type Of Death | Total |
|---------------------------------------|------------|
| Airplane Crash | 1 |
| Anatomical/Physiological Associations | 5 |
| Asphyxiation (Aspiration) | 0 |
| Asphyxiation (Choking) | 3 |
| Asphyxiation (CO Inhalation) | 2 |
| Asphyxiation (Overlay) | 0 |
| Asphyxiation (Positional) | 8 |
| Blunt Force | 17 |
| Blunt Force (Crush Injury) | 4 |
| Blunt Force (Fall) | 41 |
| Blunt Force (Fall From Height) | 14 |
| Drowning (Bath Tub) | 1 |
| Drowning (Lake) | 9 |
| Drowning (Other) | 1 |
| Drowning (Pool) | 6 |
| Electrical/Thermal (Electrocution) | 7 |
| Environmental (Hyperthermia) | 2 |
| Environmental (Hypothermia) | 1 |
| Fire Fatality | 9 |
| Firearm | 3 |
| Overdose (Mixed Drugs) | 57 |
| Overdose (Non-Therapeutic Drugs) | 37 |
| Overdose (Therapeutic Drugs) | 32 |
| Sharp Force | 1 |
| Vehicular | 144 |
| Total | 405 |

Accidental Deaths- Tarrant County



*Non-Therapeutic drugs are controlled substances, Therapeutic drugs include prescription drugs and alcohol, and Mixed Drugs refer to a mixture of either several different drugs in one or both of these categories.

ACCIDENTAL BY AGE, RACE, AND SEX

| | W/M | W/F | B/M | B/F | H/M | H/F | A/M | A/F | I/M | I/F | Total |
|----------------|------------|------------|-----------|-----------|-----------|----------|----------|----------|----------|----------|------------|
| 00-10 | 7 | 6 | 0 | 1 | 3 | 0 | 0 | 1 | 0 | 0 | 18 |
| 11-20 | 19 | 7 | 5 | 0 | 11 | 3 | 1 | 0 | 0 | 0 | 46 |
| 21-30 | 27 | 10 | 3 | 4 | 10 | 0 | 4 | 0 | 0 | 0 | 58 |
| 31-40 | 45 | 12 | 5 | 4 | 11 | 0 | 1 | 1 | 0 | 0 | 79 |
| 41-50 | 35 | 23 | 9 | 6 | 7 | 1 | 0 | 0 | 0 | 0 | 81 |
| 51-60 | 20 | 7 | 7 | 2 | 2 | 1 | 1 | 0 | 0 | 0 | 40 |
| 61-70 | 8 | 6 | 3 | 1 | 0 | 1 | 0 | 0 | 0 | 0 | 19 |
| 71-80 | 13 | 14 | 4 | 0 | 0 | 0 | 0 | 0 | 0 | 0 | 31 |
| Over 80 | 13 | 17 | 1 | 0 | 1 | 1 | 0 | 0 | 0 | 0 | 33 |
| Total | 187 | 102 | 37 | 18 | 45 | 7 | 7 | 2 | 0 | 0 | 405 |

ACCIDENTAL BY AGE AND BLOOD ALCOHOL

| | .01-.05 | .06-.10 | .11-.15 | .16-.20 | .21-.25 | .26-.30 | >.30 | Total |
|----------------|-----------|-----------|-----------|-----------|----------|----------|----------|-----------|
| 00-10 | 0 | 0 | 0 | 0 | 0 | 0 | 0 | 0 |
| 11-20 | 8 | 1 | 4 | 4 | 2 | 0 | 0 | 19 |
| 21-30 | 16 | 1 | 3 | 1 | 1 | 1 | 0 | 23 |
| 31-40 | 10 | 8 | 1 | 1 | 0 | 1 | 0 | 21 |
| 41-50 | 4 | 5 | 0 | 4 | 3 | 3 | 0 | 19 |
| 51-60 | 0 | 3 | 1 | 2 | 0 | 1 | 0 | 7 |
| 61-70 | 0 | 0 | 1 | 2 | 1 | 1 | 0 | 5 |
| 71-80 | 0 | 0 | 2 | 0 | 1 | 1 | 0 | 4 |
| Over 80 | 0 | 0 | 0 | 1 | 0 | 0 | 0 | 1 |
| Total | 38 | 18 | 12 | 15 | 8 | 8 | 0 | 99 |

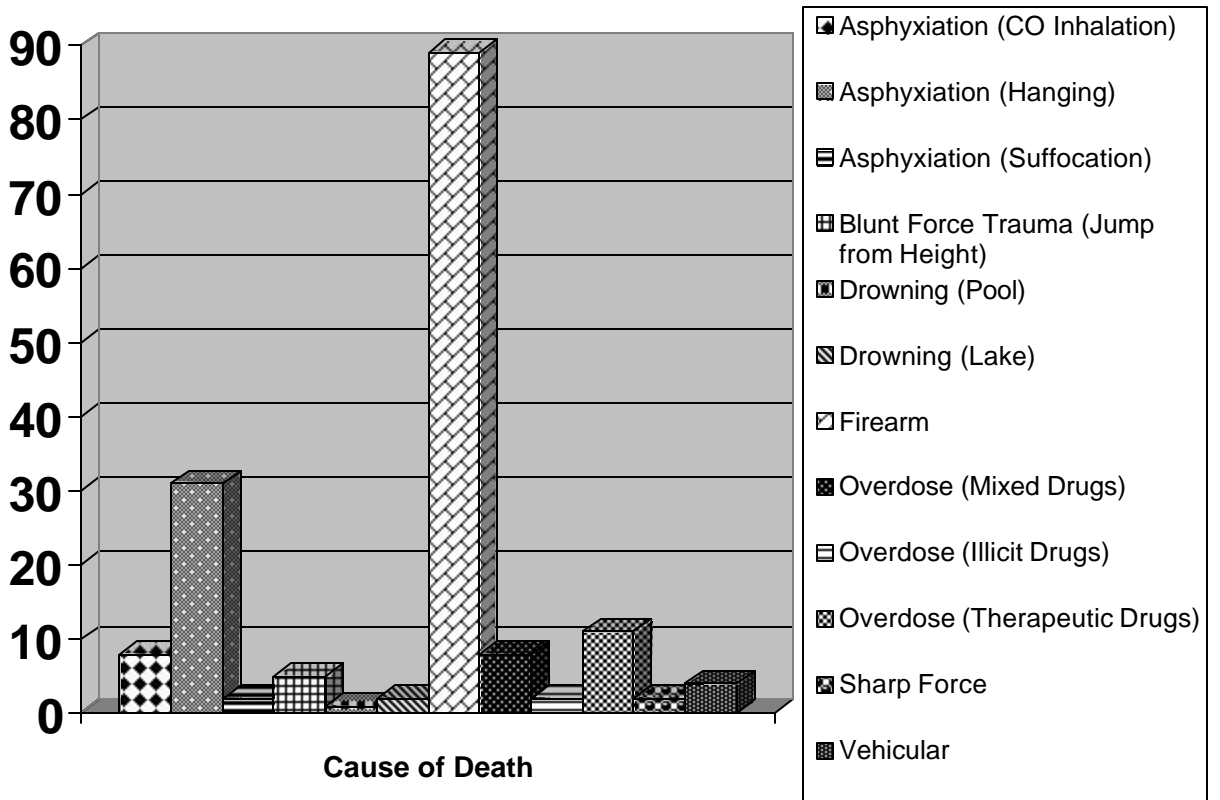
ACCIDENTAL BY AGE AND TOXICOLOGY

| | ABN | Cocaine | Cannabinoid | Opiates | BZD |
|----------------|------------|-----------|-------------|-----------|-----------|
| 00-10 | 1 | 0 | 0 | 0 | 0 |
| 11-20 | 3 | 1 | 4 | 0 | 2 |
| 21-30 | 27 | 6 | 6 | 7 | 6 |
| 31-40 | 55 | 20 | 20 | 18 | 16 |
| 41-50 | 38 | 6 | 11 | 27 | 19 |
| 51-60 | 10 | 1 | 3 | 10 | 0 |
| 61-70 | 1 | 8 | 4 | 1 | 3 |
| 71-80 | 2 | 7 | 0 | 0 | 0 |
| Over 80 | 0 | 0 | 0 | 0 | 0 |
| Total | 137 | 49 | 48 | 63 | 46 |

SUICIDE DEATHS - TARRANT COUNTY

| Cause Of Death | Total |
|---------------------------------------|------------|
| Asphyxiation (CO Inhalation) | 8 |
| Asphyxiation (Hanging) | 31 |
| Asphyxiation (Suffocation) | 2 |
| Blunt Force Trauma (Jump from Height) | 5 |
| Drowning (Pool) | 1 |
| Drowning (Lake) | 2 |
| Firearm | 89 |
| Overdose (Mixed Drugs) | 8 |
| Overdose (Illicit Drugs) | 2 |
| Overdose (Therapeutic Drugs) | 11 |
| Sharp Force | 2 |
| Vehicular | 4 |
| Total | 165 |

Suicide Deaths- Tarrant County



SUICIDE BY AGE, RACE, AND SEX

| | W/M | W/F | B/M | B/F | H/M | H/F | A/M | A/F | I/M | I/F | Total |
|----------------|------------|-----------|-----------|----------|-----------|----------|----------|----------|----------|----------|------------|
| 00-10 | 0 | 0 | 0 | 0 | 0 | 0 | 0 | 0 | 0 | 0 | 0 |
| 11-20 | 8 | 2 | 1 | 0 | 1 | 0 | 1 | 0 | 0 | 0 | 13 |
| 21-30 | 13 | 4 | 1 | 0 | 4 | 1 | 1 | 1 | 0 | 0 | 25 |
| 31-40 | 19 | 7 | 6 | 0 | 5 | 0 | 1 | 0 | 0 | 0 | 38 |
| 41-50 | 30 | 8 | 2 | 0 | 0 | 1 | 1 | 0 | 0 | 0 | 42 |
| 51-60 | 23 | 6 | 0 | 0 | 0 | 0 | 1 | 0 | 0 | 0 | 30 |
| 61-70 | 10 | 1 | 0 | 0 | 0 | 0 | 0 | 0 | 0 | 0 | 11 |
| 71-80 | 3 | 1 | 0 | 0 | 0 | 0 | 0 | 0 | 0 | 0 | 4 |
| Over 80 | 2 | 0 | 0 | 0 | 0 | 0 | 0 | 0 | 0 | 0 | 2 |
| Total | 108 | 29 | 10 | 0 | 10 | 2 | 5 | 1 | 0 | 0 | 165 |

SUICIDE BY AGE AND BLOOD ALCOHOL

| | .01-.05 | .06-.10 | .11-.15 | .16-.20 | .21-.25 | .26-.30 | >.30 | Total |
|----------------|----------|-----------|-----------|-----------|----------|----------|----------|-----------|
| 00-10 | 0 | 0 | 0 | 0 | 0 | 0 | 0 | 0 |
| 11-20 | 1 | 3 | 1 | 1 | 0 | 0 | 0 | 6 |
| 21-30 | 4 | 4 | 3 | 2 | 2 | 0 | 0 | 15 |
| 31-40 | 2 | 5 | 3 | 2 | 2 | 1 | 0 | 15 |
| 41-50 | 1 | 1 | 2 | 3 | 2 | 1 | 0 | 10 |
| 51-60 | 1 | 2 | 2 | 2 | | 0 | 0 | 7 |
| 61-70 | 0 | 1 | 2 | 1 | 0 | 0 | 0 | 4 |
| 71-80 | 0 | 0 | 0 | 0 | 0 | 0 | 0 | 0 |
| Over 80 | 0 | 0 | 0 | 0 | 0 | 0 | 0 | 0 |
| Total | 9 | 16 | 13 | 11 | 6 | 2 | 0 | 57 |

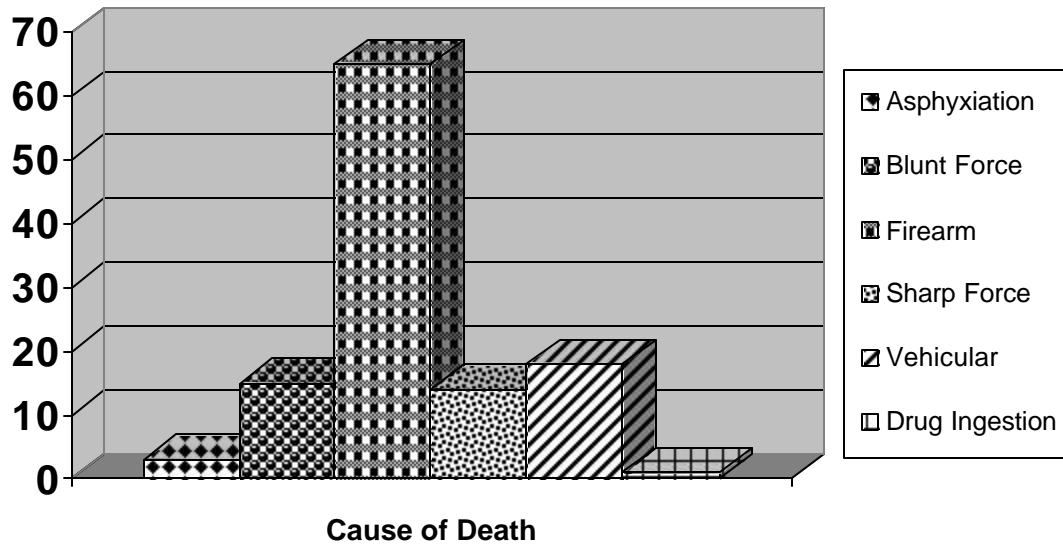
SUICIDE BY AGE AND TOXICOLOGY

| | ABN | Cocaine | Cannabinoid | Opiates | BZD |
|----------------|-----------|-----------|-------------|-----------|----------|
| 00-10 | 0 | 0 | 0 | 0 | 0 |
| 11-20 | 0 | 1 | 4 | 3 | 0 |
| 21-30 | 0 | 3 | 2 | 4 | 2 |
| 31-40 | 28 | 4 | 2 | 3 | 3 |
| 41-50 | 22 | 4 | 3 | 4 | 1 |
| 51-60 | 16 | 3 | 0 | 2 | 1 |
| 61-70 | 4 | 0 | 1 | 2 | 1 |
| 71-80 | 3 | 0 | 0 | 1 | 0 |
| Over 80 | 0 | 0 | 0 | 0 | 0 |
| Total | 73 | 15 | 12 | 19 | 8 |

HOMICIDE DEATHS - TARRANT COUNTY

| Cause Of Death | Total |
|----------------|------------|
| Asphyxiation | 3 |
| Blunt Force | 15 |
| Firearm | 65 |
| Sharp Force | 14 |
| Vehicular | 18 |
| Drug Ingestion | 1 |
| Total | 116 |

Homicide Deaths- Tarrant County



HOMICIDE BY AGE, RACE, AND SEX

| | W/M | W/F | B/M | B/F | H/M | H/F | A/M | A/F | I/M | I/F | Total |
|----------------|-----------|-----------|-----------|----------|-----------|----------|----------|----------|----------|----------|------------|
| 00-10 | 2 | 1 | 2 | 0 | 1 | 1 | 0 | 0 | 0 | 0 | 7 |
| 11-20 | 5 | 1 | 3 | 0 | 5 | 4 | 3 | 0 | 0 | 0 | 21 |
| 21-30 | 5 | 1 | 9 | 2 | 6 | 1 | 0 | 0 | 0 | 0 | 25 |
| 31-40 | 8 | 5 | 6 | 1 | 6 | 1 | 0 | 0 | 0 | 0 | 27 |
| 41-50 | 7 | 6 | 2 | 0 | 5 | 0 | 1 | 0 | 0 | 0 | 20 |
| 51-60 | 5 | 1 | 2 | 0 | 2 | 0 | 0 | 0 | 0 | 0 | 10 |
| 61-70 | 1 | 1 | 0 | 0 | 0 | 0 | 0 | 0 | 0 | 0 | 2 |
| 71-80 | 2 | 1 | 0 | 0 | 0 | 0 | 0 | 0 | 0 | 0 | 3 |
| Over 80 | 0 | 1 | 0 | 0 | 0 | 0 | 0 | 0 | 0 | 0 | 1 |
| Total | 35 | 18 | 24 | 3 | 25 | 7 | 4 | 0 | 0 | 0 | 116 |

HOMICIDE BY AGE AND BLOOD ALCOHOL

| | .01-.05 | .06-.10 | .11-.15 | .16-.20 | .21-.25 | .26-.30 | >.30 | Total |
|----------------|----------------|----------------|----------------|----------------|----------------|----------------|----------------|--------------|
| 00-10 | 0 | 0 | 0 | 0 | 0 | 0 | 0 | 0 |
| 11-20 | 3 | 0 | 0 | 0 | 0 | 0 | 0 | 3 |
| 21-30 | 2 | 4 | 2 | 2 | 1 | 0 | 2 | 13 |
| 31-40 | 2 | 4 | 3 | 2 | 0 | 0 | 0 | 11 |
| 41-50 | 6 | 1 | 4 | 1 | 1 | 1 | 2 | 16 |
| 51-60 | 5 | 2 | 4 | 0 | 0 | 0 | 1 | 12 |
| 61-70 | 3 | 3 | 3 | 2 | 1 | 0 | 1 | 13 |
| 71-80 | 0 | 0 | 2 | 0 | 0 | 0 | 0 | 2 |
| Over 80 | 0 | 0 | 0 | 0 | 0 | 0 | 0 | 0 |
| Total | 21 | 14 | 18 | 7 | 3 | 1 | 6 | 70 |

HOMICIDE BY AGE AND TOXICOLOGY

| | ABN | Cocaine | Cannabinoid | Opiates | BZD |
|----------------|------------|----------------|--------------------|----------------|------------|
| 00-10 | 0 | 0 | 0 | 0 | 0 |
| 11-20 | 14 | 10 | 17 | 0 | 10 |
| 21-30 | 20 | 9 | 10 | 3 | 6 |
| 31-40 | 10 | 8 | 2 | 4 | 8 |
| 41-50 | 9 | 4 | 4 | 4 | 6 |
| 51-60 | 1 | 2 | 0 | 3 | 3 |
| 61-70 | 0 | 0 | 3 | 0 | 5 |
| 71-80 | 0 | 0 | 0 | 0 | 0 |
| Over 80 | 0 | 0 | 0 | 0 | 0 |
| Total | 54 | 33 | 36 | 14 | 38 |

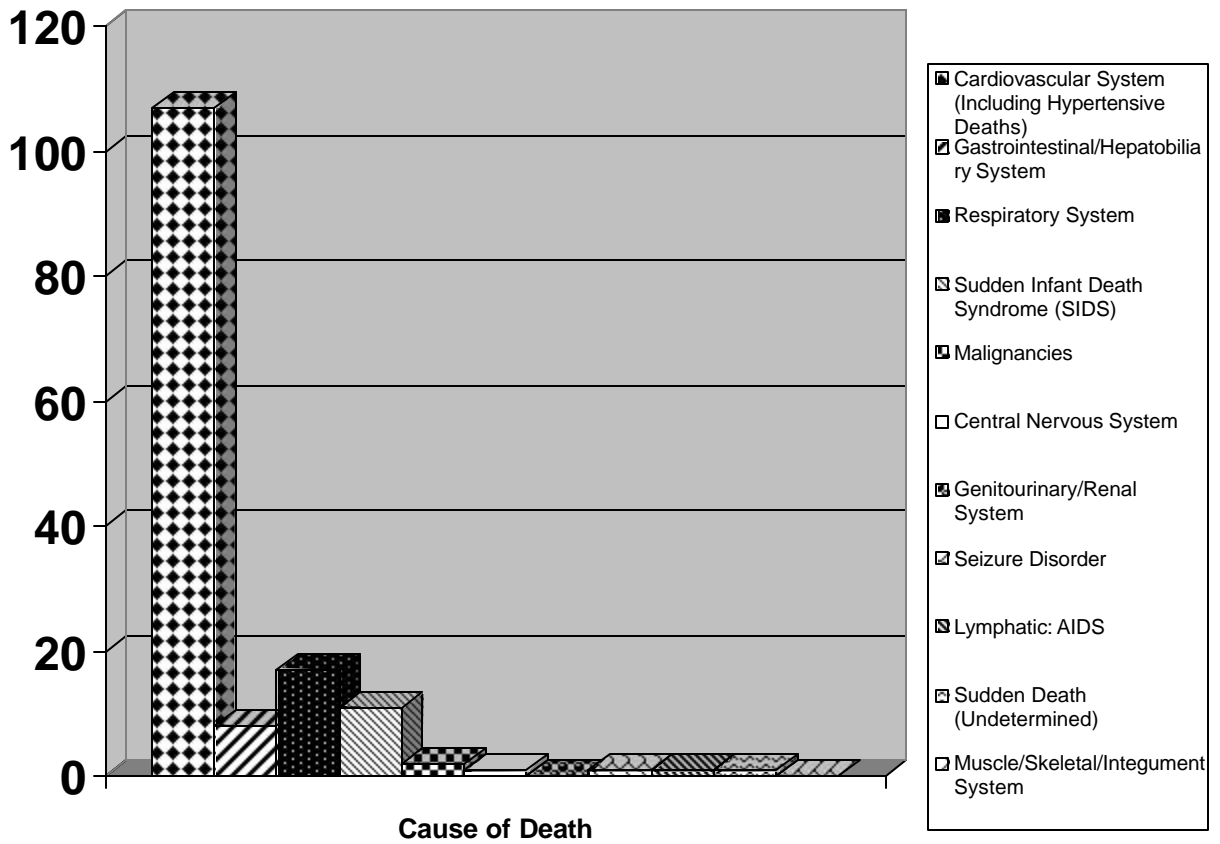
DENTON COUNTY

DATA MATRICES

NATURAL DEATHS - DENTON COUNTY

| Cause of Death | Total |
|---|------------|
| Cardiovascular System (Including Hypertensive Deaths) | 107 |
| Gastrointestinal/Hepatobiliary System | 8 |
| Respiratory System | 17 |
| Sudden Infant Death Syndrome (SIDS) | 11 |
| Malignancies | 2 |
| Central Nervous System | 1 |
| Genitourinary/Renal System | 0 |
| Seizure Disorder | 1 |
| Lymphatic: AIDS | 1 |
| Sudden Death (Undetermined) | 1 |
| Muscle/Skeletal/Integument System | 0 |
| Total | 149 |

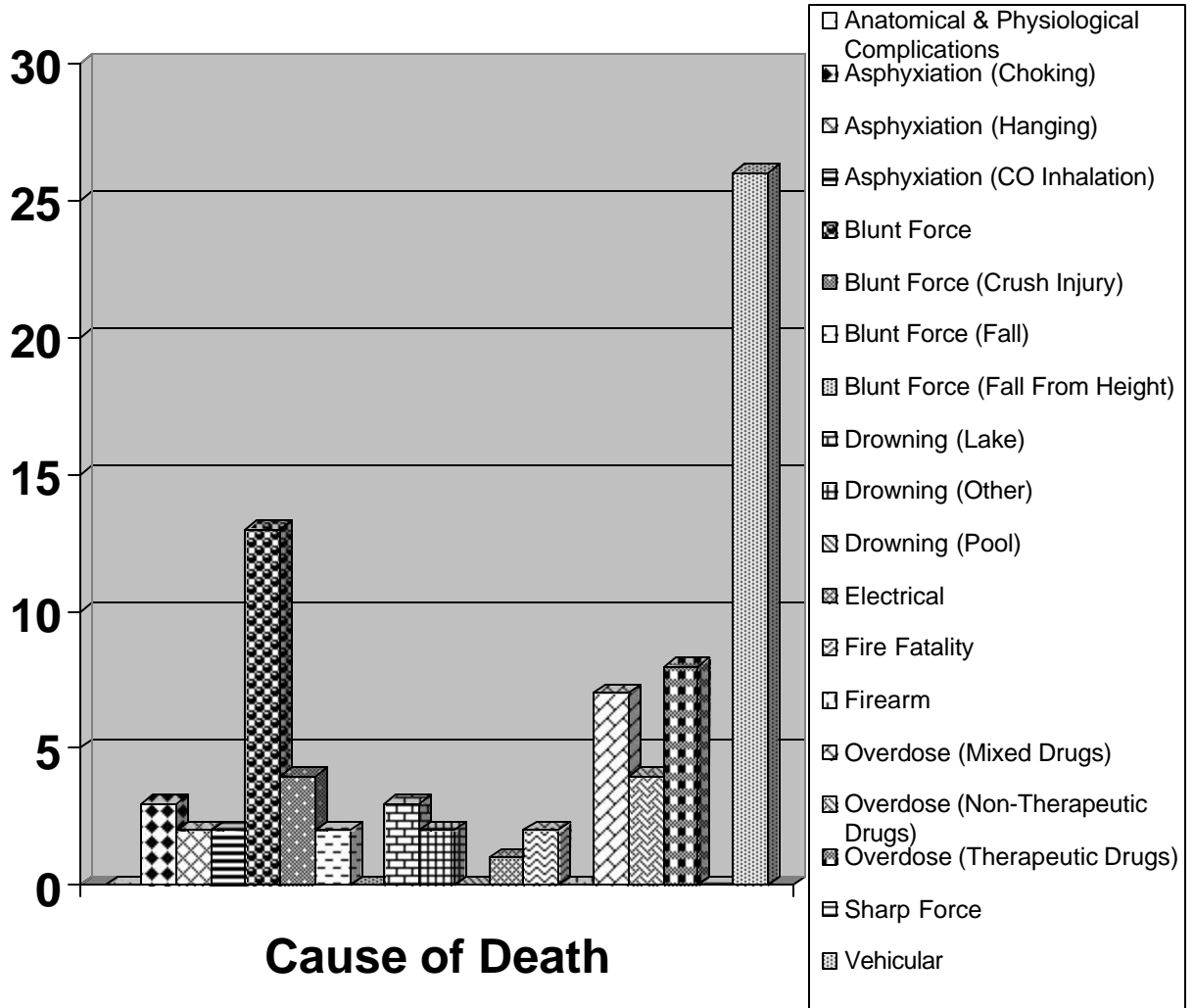
Natural Deaths- Denton County



ACCIDENTAL DEATHS - DENTON COUNTY

| Type Of Death | Total |
|--|-----------|
| Anatomical & Physiological Complications | 0 |
| Asphyxiation (Choking) | 3 |
| Asphyxiation (Hanging) | 2 |
| Asphyxiation (CO Inhalation) | 2 |
| Blunt Force | 13 |
| Blunt Force (Crush Injury) | 4 |
| Blunt Force (Fall) | 2 |
| Blunt Force (Fall From Height) | 0 |
| Drowning (Lake) | 3 |
| Drowning (Other) | 2 |
| Drowning (Pool) | 0 |
| Electrical | 1 |
| Fire Fatality | 2 |
| Firearm | 0 |
| Overdose (Mixed Drugs) | 7 |
| Overdose (Non-Therapeutic Drugs) | 4 |
| Overdose (Therapeutic Drugs) | 8 |
| Sharp Force | 0 |
| Vehicular | 26 |
| Total | 79 |

Accidental Deaths- Denton County



ACCIDENTAL BY AGE, RACE, AND SEX

| | W/M | W/F | B/M | B/F | H/M | H/F | A/M | A/F | I/M | I/F | Total |
|----------------|-----------|-----------|----------|----------|----------|----------|----------|----------|----------|----------|-----------|
| 00-10 | 0 | 1 | 0 | 0 | 0 | 0 | 0 | 0 | 0 | 0 | 1 |
| 11-20 | 9 | 2 | 0 | 1 | 0 | 4 | 0 | 0 | 0 | 0 | 16 |
| 21-30 | 9 | 2 | 1 | 0 | 3 | 0 | 0 | 0 | 0 | 0 | 15 |
| 31-40 | 7 | 4 | 1 | 0 | 1 | 0 | 0 | 0 | 0 | 0 | 13 |
| 41-50 | 7 | 7 | 0 | 0 | 0 | 0 | 0 | 0 | 0 | 0 | 14 |
| 51-60 | 8 | 1 | 0 | 0 | 2 | 0 | 0 | 0 | 0 | 0 | 11 |
| 61-70 | 3 | 3 | 0 | 0 | 0 | 0 | 0 | 0 | 0 | 0 | 6 |
| 71-80 | 1 | 0 | 0 | 0 | 0 | 0 | 0 | 0 | 0 | 0 | 1 |
| Over 80 | 0 | 1 | 0 | 0 | 0 | 1 | 0 | 0 | 0 | 0 | 2 |
| Total | 44 | 21 | 2 | 1 | 6 | 5 | 0 | 0 | 0 | 0 | 79 |

ACCIDENTAL BY AGE AND BLOOD ALCOHOL

| | .01-.05 | .06-.10 | .11-.15 | .16-.20 | .21-.25 | .26-.30 | >.30 | Total |
|----------------|----------------|----------------|----------------|----------------|----------------|----------------|----------------|--------------|
| 00-10 | 0 | 0 | 0 | 0 | 0 | 0 | 0 | 0 |
| 11-20 | 0 | 2 | 4 | 1 | 0 | 0 | 0 | 7 |
| 21-30 | 1 | 2 | 3 | 2 | 1 | 0 | 0 | 9 |
| 31-40 | 2 | 2 | 3 | 2 | 1 | 0 | 0 | 10 |
| 41-50 | 1 | 0 | 1 | 0 | 0 | 0 | 1 | 3 |
| 51-60 | 0 | 0 | 1 | 0 | 0 | 0 | 0 | 1 |
| 61-70 | 0 | 0 | 0 | 0 | 0 | 1 | 0 | 0 |
| 71-80 | 0 | 0 | 1 | 1 | 0 | 0 | 0 | 2 |
| Over 80 | 0 | 4 | 2 | 2 | 0 | 0 | 0 | 8 |
| Total | 4 | 10 | 15 | 8 | 2 | 1 | 1 | 41 |

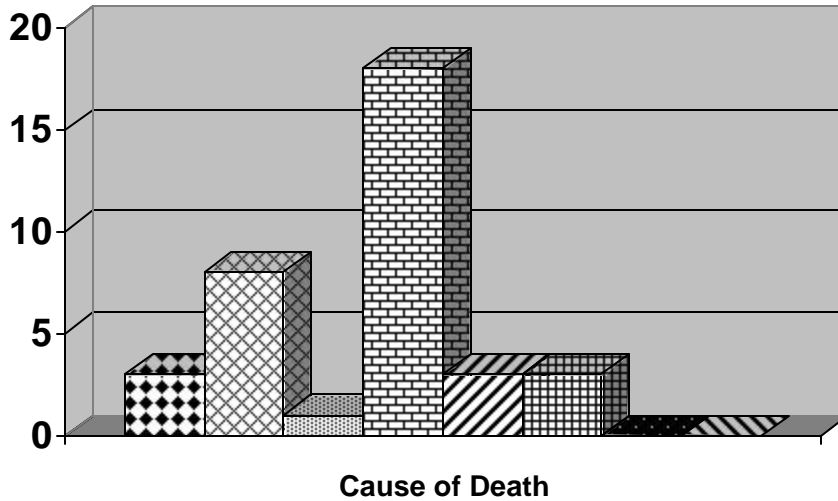
ACCIDENTAL BY AGE AND TOXICOLOGY

| | ABN | Cocaine | Cannabinoid | Opiates | BZD |
|----------------|------------|----------------|--------------------|----------------|------------|
| 00-10 | 0 | 0 | 0 | 0 | 0 |
| 11-20 | 8 | 0 | 4 | 0 | 12 |
| 21-30 | 8 | 1 | 3 | 2 | 14 |
| 31-40 | 0 | 3 | 3 | 2 | 8 |
| 41-50 | 4 | 3 | 0 | 1 | 8 |
| 51-60 | 3 | 0 | 0 | 2 | 5 |
| 61-70 | 1 | 0 | 0 | 0 | 1 |
| 71-80 | 0 | 0 | 0 | 0 | 0 |
| Over 80 | 0 | 0 | 0 | 0 | 0 |
| Total | 24 | 7 | 10 | 7 | 48 |

SUICIDE DEATHS - DENTON COUNTY

| Cause Of Death | Total |
|--------------------------------|--------------|
| Asphyxiation (CO Inhalation) | 3 |
| Asphyxiation (Hanging) | 8 |
| Asphyxiation (Suffocation) | 1 |
| Firearm | 18 |
| Overdose (Therapeutic Drugs) | 3 |
| Overdose (Mixed Drugs) | 3 |
| Blunt Force (Fall From Height) | 0 |
| Sharp Force | 0 |
| Total | 36 |

Suicide Deaths- Denton County



- Asphyxiation (CO Inhalation)
- Asphyxiation (Hanging)
- Asphyxiation (Suffocation)
- Firearm
- Overdose (Therapeutic Drugs)
- Overdose (Mixed Drugs)
- Blunt Force (Fall From Height)
- Sharp Force

SUICIDE BY AGE, RACE, AND SEX

| | W/M | W/F | B/M | B/F | H/M | H/F | A/M | A/F | I/M | I/F | Total |
|--------------|-----------|-----------|----------|----------|----------|----------|----------|----------|----------|----------|-----------|
| 00-10 | 0 | 0 | 0 | 0 | 0 | 0 | 0 | 0 | 0 | 0 | 0 |
| 11-20 | 2 | 1 | 0 | 0 | 2 | 0 | 0 | 0 | 0 | 0 | 5 |
| 21-30 | 3 | 0 | 1 | 1 | 1 | 0 | 0 | 0 | 0 | 0 | 6 |
| 31-40 | 3 | 2 | 1 | 0 | 0 | 0 | 0 | 0 | 0 | 0 | 6 |
| 41-50 | 6 | 3 | 0 | 0 | 0 | 0 | 0 | 0 | 0 | 0 | 9 |
| 51-60 | 4 | 2 | 0 | 0 | 0 | 0 | 0 | 0 | 0 | 0 | 6 |
| 61-70 | 1 | 2 | 0 | 0 | 0 | 0 | 0 | 0 | 0 | 0 | 3 |
| 71-80 | 0 | 0 | 0 | 0 | 0 | 0 | 0 | 0 | 0 | 0 | 0 |
| Over 80 | 1 | 0 | 0 | 0 | 0 | 0 | 0 | 0 | 0 | 0 | 1 |
| Total | 20 | 10 | 2 | 1 | 3 | 0 | 0 | 0 | 0 | 0 | 36 |

SUICIDE BY AGE AND BLOOD ALCOHOL

| | .01-.05 | .06-.10 | .11-.15 | .16-.20 | .21-.25 | .26-.30 | >.30 | Total |
|--------------|----------|----------|----------|----------|----------|----------|----------|-----------|
| 00-10 | 0 | 0 | 0 | 0 | 0 | 0 | 0 | 0 |
| 11-20 | 0 | 0 | 0 | 0 | 0 | 0 | 0 | 0 |
| 21-30 | 0 | 0 | 1 | 0 | 0 | 0 | 0 | 1 |
| 31-40 | 0 | 1 | 0 | 1 | 0 | 0 | 0 | 2 |
| 41-50 | 0 | 2 | 1 | 2 | 1 | 0 | 0 | 6 |
| 51-60 | 2 | 1 | 3 | 1 | 0 | 0 | 0 | 7 |
| 61-70 | 0 | 0 | 0 | 0 | 0 | 0 | 0 | 0 |
| 71-80 | 0 | 0 | 0 | 0 | 0 | 0 | 0 | 0 |
| Over 80 | 0 | 0 | 0 | 0 | 0 | 0 | 0 | 0 |
| Total | 2 | 4 | 5 | 4 | 1 | 0 | 0 | 16 |

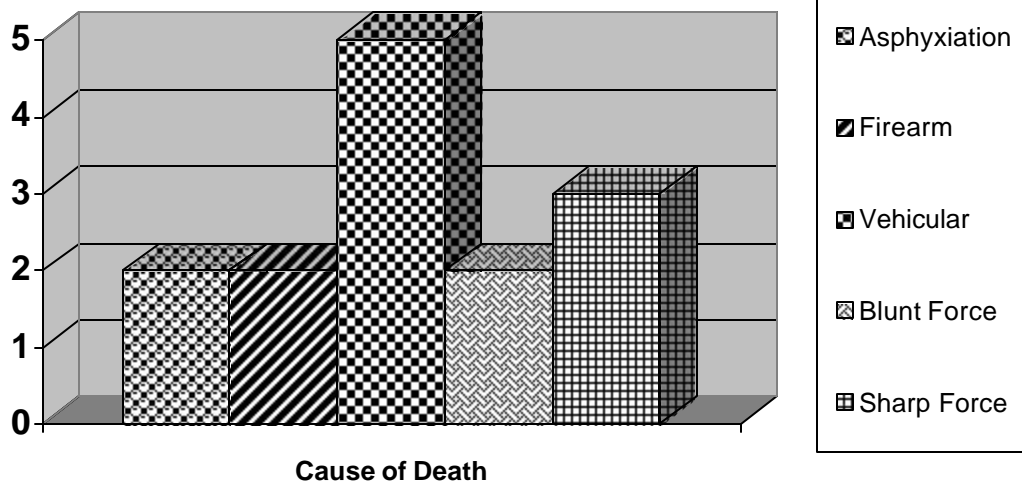
SUICIDE BY AGE AND TOXICOLOGY

| | ABN | Cocaine | Cannabinoid | Opiates | BZD |
|----------------|----------|----------|-------------|----------|----------|
| 00-10 | 0 | 0 | 0 | 0 | 0 |
| 11-20 | 0 | 0 | 0 | 0 | 0 |
| 21-30 | 0 | 1 | 0 | 0 | 0 |
| 31-40 | 0 | 0 | 0 | 2 | 0 |
| 41-50 | 0 | 0 | 0 | 0 | 1 |
| 51-60 | 1 | 1 | 0 | 1 | 0 |
| 61-70 | 0 | 0 | 0 | 0 | 0 |
| 71-80 | 0 | 0 | 0 | 1 | 0 |
| Over 80 | 0 | 0 | 0 | 0 | 0 |
| Total | 1 | 2 | 0 | 4 | 1 |

HOMICIDE DEATHS – DENTON COUNTY

| Cause Of Death | Total |
|---------------------|-----------|
| Asphyxiation | 2 |
| Firearm | 2 |
| Vehicular | 5 |
| Blunt Force | 2 |
| Sharp Force | 3 |
| Total | 14 |

Homicide Deaths- Denton County



HOMICIDE BY AGE, RACE, AND SEX

| | W/M | W/F | B/M | B/F | H/M | H/F | A/M | A/F | I/M | I/F | Total |
|--------------|----------|----------|----------|----------|----------|----------|----------|----------|----------|----------|-----------|
| 00-10 | 0 | 0 | 0 | 0 | 0 | 0 | 0 | 0 | 0 | 0 | 0 |
| 11-20 | 0 | 0 | 0 | 0 | 0 | 1 | 0 | 0 | 0 | 0 | 1 |
| 21-30 | 5 | 0 | 0 | 0 | 0 | 0 | 0 | 0 | 0 | 0 | 5 |
| 31-40 | 2 | 1 | 1 | 0 | 0 | 0 | 0 | 0 | 0 | 0 | 4 |
| 41-50 | 2 | 0 | 0 | 0 | 0 | 0 | 0 | 0 | 0 | 0 | 2 |
| 51-60 | 0 | 1 | 0 | 0 | 0 | 0 | 0 | 0 | 0 | 0 | 1 |
| 61-70 | 0 | 1 | 0 | 0 | 0 | 0 | 0 | 0 | 0 | 0 | 1 |
| 71-80 | 0 | 0 | 0 | 0 | 0 | 0 | 0 | 0 | 0 | 0 | 0 |
| Total | 9 | 3 | 1 | 0 | 0 | 1 | 0 | 0 | 0 | 0 | 14 |

HOMICIDE BY AGE AND BLOOD ALCOHOL

| | .05 | 0.1 | 0.15 | 0.2 | 0.25 | 0.3 | >0.3 | Total |
|----------------|----------|----------|----------|----------|----------|----------|----------|-----------|
| 11-20 | 0 | 0 | 0 | 0 | 0 | 0 | 0 | 0 |
| 21-30 | 0 | 0 | 0 | 0 | 0 | 0 | 0 | 0 |
| 31-40 | 0 | 1 | 0 | 1 | 0 | 0 | 0 | 2 |
| 41-50 | 0 | 1 | 0 | 1 | 0 | 0 | 0 | 2 |
| 51-60 | 0 | 0 | 1 | 1 | 1 | 0 | 0 | 3 |
| 61-70 | 0 | 0 | 2 | 1 | 0 | 0 | 0 | 3 |
| 71-80 | 0 | 0 | 0 | 0 | 0 | 0 | 0 | 0 |
| Over 80 | 0 | 0 | 0 | 0 | 0 | 0 | 0 | 0 |
| Total | 0 | 2 | 3 | 4 | 1 | 0 | 0 | 10 |

HOMICIDE BY AGE AND TOXICOLOGY

| | ABN | Cocaine | Cannabinoid | Opiates | BZD |
|----------------|----------|----------|-------------|----------|----------|
| 00-10 | 0 | 0 | 0 | 0 | 0 |
| 11-20 | 0 | 0 | 0 | 0 | 0 |
| 21-30 | 0 | 1 | 0 | 0 | 0 |
| 31-40 | 0 | 0 | 0 | 1 | 0 |
| 41-50 | 0 | 1 | 1 | 0 | 0 |
| 51-60 | 0 | 0 | 0 | 0 | 0 |
| 61-70 | 0 | 1 | 1 | 1 | 0 |
| 71-80 | 0 | 0 | 0 | 0 | 0 |
| Over 80 | 0 | 0 | 0 | 0 | 0 |
| Total | 0 | 3 | 2 | 2 | 0 |

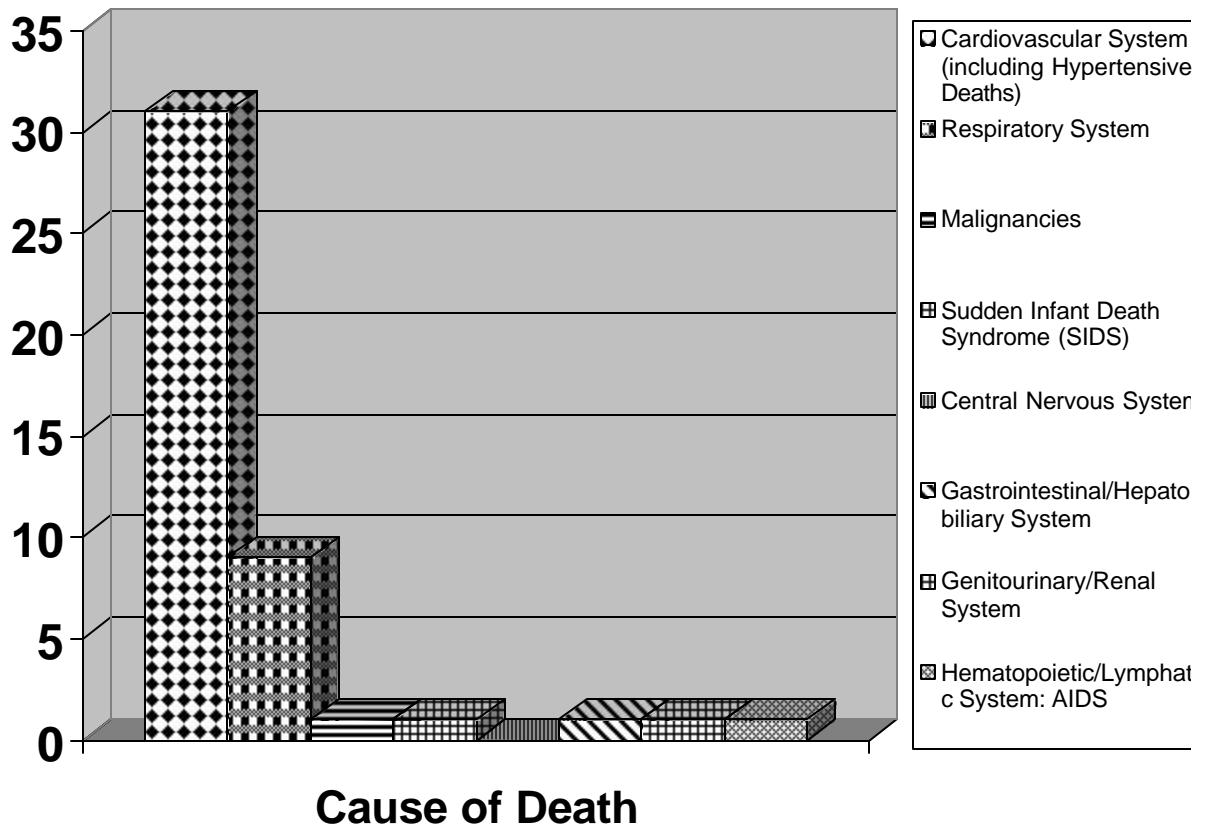
PARKER COUNTY

DATA MATRICES

NATURAL DEATHS - PARKER COUNTY

| Cause Of Death | Total |
|---|-----------|
| Cardiovascular System (including Hypertensive Deaths) | 31 |
| Respiratory System | 9 |
| Malignancies | 1 |
| Sudden Infant Death Syndrome (SIDS) | 1 |
| Central Nervous System | 0 |
| Gastrointestinal/Hepatobiliary System | 1 |
| Genitourinary/Renal System | 1 |
| Hematopoietic/Lymphatic System: AIDS | 1 |
| Total | 45 |

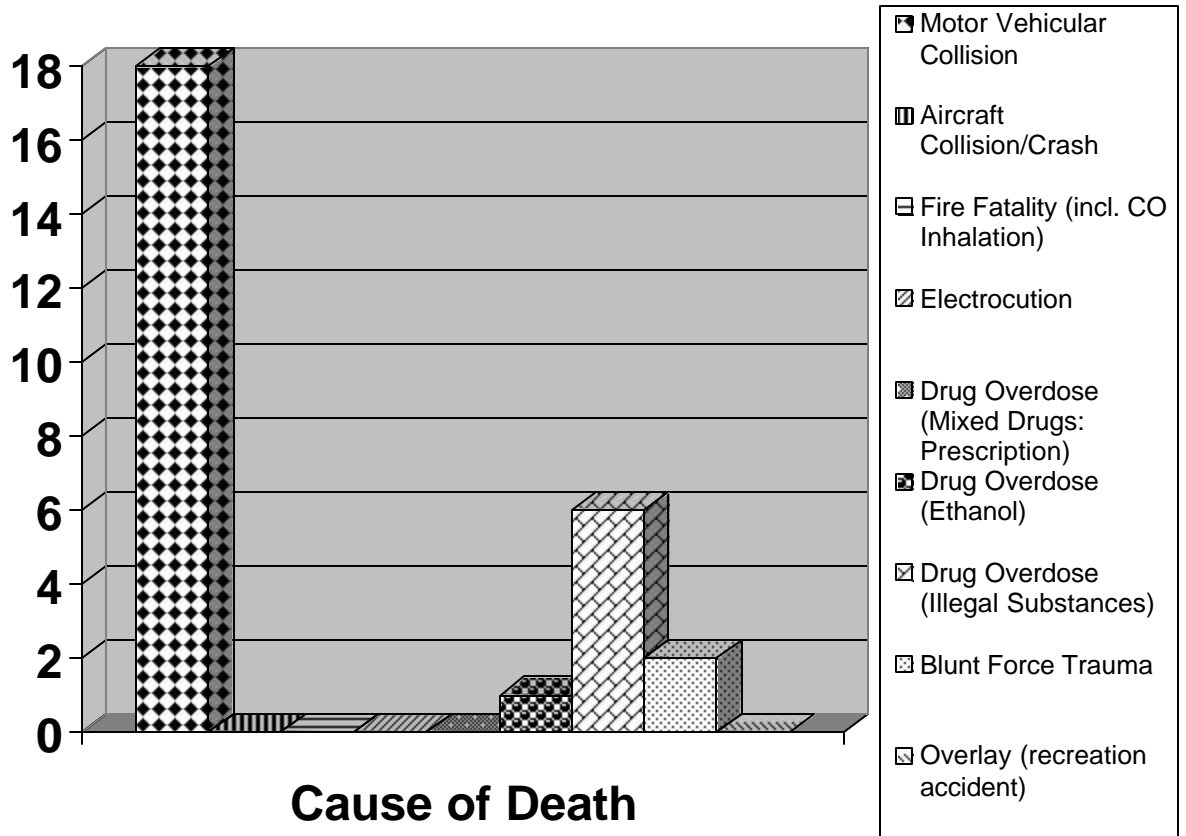
Natural Deaths- Parker County



ACCIDENTAL DEATHS - PARKER COUNTY

| Type Of Death | Total |
|---|--------------|
| Motor Vehicular Collision | 18 |
| Aircraft Collision/Crash | 0 |
| Fire Fatality (incl. CO Inhalation) | 0 |
| Electrocution | 0 |
| Drug Overdose (Mixed Drugs: Prescription) | 0 |
| Drug Overdose (Ethanol) | 1 |
| Drug Overdose (Illegal Substances) | 6 |
| Blunt Force Trauma | 2 |
| Overlay (recreation accident) | 0 |
| Total | 27 |

Accidental Deaths- Parker County



ACCIDENTAL BY AGE, RACE, AND SEX

| | W/M | W/F | B/M | B/F | H/M | H/F | A/M | A/F | I/M | I/F | Total |
|--------------|-----|-----|-----|-----|-----|-----|-----|-----|-----|-----|----------|
| 00-10 | 1 | 0 | 0 | 0 | 0 | 0 | 0 | 0 | 0 | 0 | 1 |
| 11-20 | 2 | 1 | 0 | 0 | 1 | 0 | 0 | 0 | 0 | 0 | 4 |
| 21-30 | 1 | 2 | 0 | 0 | 2 | 0 | 0 | 0 | 0 | 0 | 5 |
| 31-40 | 2 | 0 | 0 | 0 | 1 | 1 | 0 | 0 | 0 | 0 | 4 |

| | | | | | | | | | | | |
|----------------|-----------|----------|----------|----------|----------|----------|----------|----------|----------|----------|-----------|
| 41-50 | 5 | 1 | 0 | 0 | 0 | 0 | 0 | 0 | 0 | 0 | 6 |
| 51-60 | 2 | 1 | 1 | 0 | 1 | 0 | 0 | 0 | 0 | 0 | 5 |
| 61-70 | 0 | 1 | 0 | 0 | 0 | 0 | 0 | 0 | 0 | 0 | 1 |
| 71-80 | 0 | 0 | 0 | 0 | 0 | 0 | 0 | 0 | 0 | 0 | 0 |
| Over 80 | 1 | 0 | 0 | 0 | 0 | 0 | 0 | 0 | 0 | 0 | 1 |
| Total | 14 | 6 | 1 | 0 | 5 | 1 | 0 | 0 | 0 | 0 | 27 |

ACCIDENTAL BY AGE AND BLOOD ALCOHOL

| | .05 | .1 | .15 | .2 | .25 | 0.3 | >.3 | Total |
|----------------|------------|-----------|------------|-----------|------------|------------|---------------|--------------|
| 00-10 | 0 | 0 | 0 | 0 | 0 | 0 | 0 | 0 |
| 11-20 | 0 | 1 | 1 | 1 | 0 | 0 | 0 | 3 |
| 21-30 | 0 | 1 | 2 | 1 | 1 | 0 | 0 | 5 |
| 31-40 | 0 | 0 | 2 | 2 | 0 | 0 | 0 | 4 |
| 41-50 | 0 | 1 | 1 | 1 | 0 | 0 | 0 | 3 |
| 51-60 | 0 | 0 | 0 | 1 | 0 | 0 | 0 | 1 |
| 61-70 | 0 | 0 | 0 | 0 | 0 | 0 | 0 | 0 |
| 71-80 | 0 | 0 | 0 | 0 | 0 | 0 | 0 | 0 |
| Over 80 | 0 | 0 | 0 | 0 | 0 | 0 | 0 | 0 |
| Total | 0 | 3 | 6 | 6 | 1 | 0 | 0 | 16 |

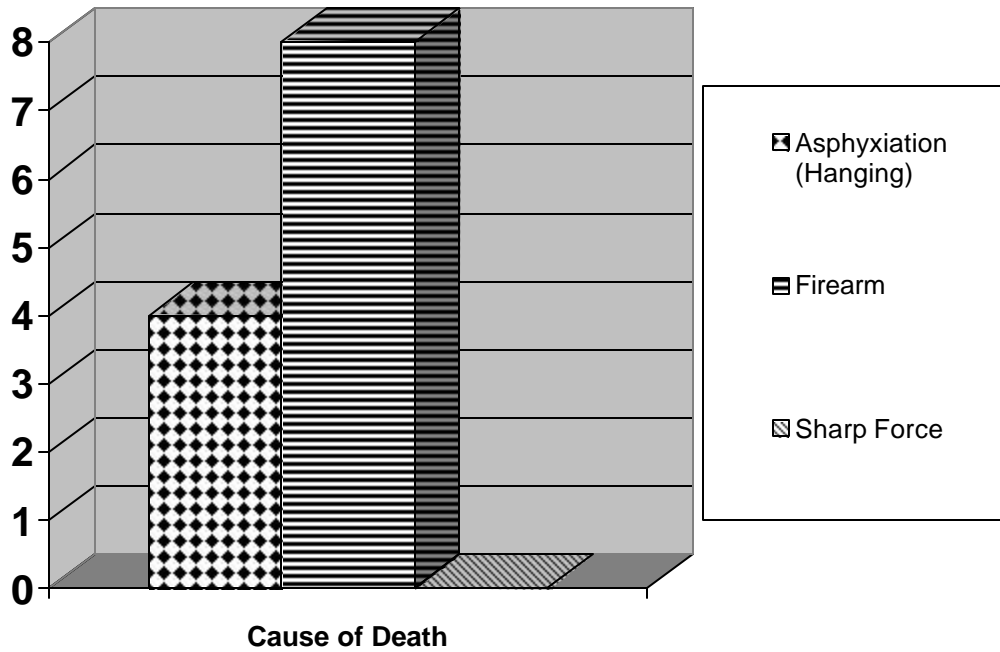
ACCIDENTAL BY AGE AND TOXICOLOGY

| | ABN | Cocaine | Cannabinoid | Opiates | BZD |
|----------------|------------|----------------|--------------------|----------------|------------|
| 00-10 | 0 | 0 | 0 | 0 | 0 |
| 11-20 | 1 | 1 | 1 | 1 | 0 |
| 21-30 | 2 | 0 | 2 | 0 | 0 |
| 31-40 | 2 | 1 | 2 | 2 | 1 |
| 41-50 | 1 | 0 | 0 | 0 | 0 |
| 51-60 | 1 | 1 | 0 | 0 | 0 |
| 61-70 | 0 | 1 | 0 | 0 | 0 |
| 71-80 | 0 | 0 | 0 | 0 | 0 |
| Over 80 | 0 | 0 | 0 | 0 | 0 |
| Total | 6 | 4 | 5 | 3 | 1 |

SUICIDE DEATHS - PARKER COUNTY

| Cause Of Death | Total |
|------------------------|-----------|
| Asphyxiation (Hanging) | 4 |
| Firearm | 8 |
| Sharp Force | 0 |
| Total | 12 |

Suicide Deaths- Parker County



SUICIDE BY AGE, RACE, AND SEX

| | W/M | W/F | B/M | B/F | H/M | H/F | A/M | A/F | I/M | I/F | Total |
|----------------|-----------|----------|----------|----------|----------|----------|----------|----------|----------|----------|-----------|
| 00-10 | 0 | 0 | 0 | 0 | 0 | 0 | 0 | 0 | 0 | 0 | 0 |
| 11-20 | 1 | 1 | 0 | 0 | 0 | 0 | 0 | 0 | 0 | 0 | 2 |
| 21-30 | 1 | 0 | 0 | 0 | 0 | 0 | 0 | 0 | 0 | 0 | 1 |
| 31-40 | 1 | 0 | 0 | 0 | 0 | 0 | 0 | 0 | 0 | 0 | 1 |
| 41-50 | 4 | 0 | 0 | 0 | 0 | 0 | 0 | 0 | 0 | 0 | 4 |
| 51-60 | 1 | 0 | 0 | 0 | 0 | 0 | 0 | 0 | 0 | 0 | 1 |
| 61-70 | 1 | 0 | 0 | 0 | 0 | 0 | 0 | 0 | 0 | 0 | 1 |
| 71-80 | 2 | 0 | 0 | 0 | 0 | 0 | 0 | 0 | 0 | 0 | 2 |
| Over 80 | 0 | 0 | 0 | 0 | 0 | 0 | 0 | 0 | 0 | 0 | 0 |
| Total | 11 | 0 | 0 | 0 | 0 | 0 | 0 | 0 | 0 | 0 | 12 |

SUICIDE BY AGE AND BLOOD ALCOHOL

| | .05 | 0.1 | 0.15 | 0.2 | 0.25 | 0.3 | >0.3 | TOTAL |
|----------------|----------|----------|----------|----------|----------|----------|----------|----------|
| 11-20 | 0 | 0 | 0 | 0 | 0 | 0 | 0 | 0 |
| 21-30 | 0 | 0 | 0 | 0 | 0 | 0 | 0 | 0 |
| 31-40 | 0 | 1 | 0 | 0 | 2 | 0 | 0 | 3 |
| 41-50 | 0 | 0 | 1 | 2 | 1 | 0 | 0 | 4 |
| 51-60 | 0 | 0 | 1 | 1 | 0 | 0 | 0 | 2 |
| 61-70 | 0 | 0 | 0 | 0 | 0 | 0 | 0 | 0 |
| 71-80 | 0 | 0 | 0 | 0 | 0 | 0 | 0 | 0 |
| Over 80 | 0 | 0 | 0 | 0 | 0 | 0 | 0 | 0 |
| Total | 0 | 1 | 2 | 3 | 3 | 0 | 0 | 9 |

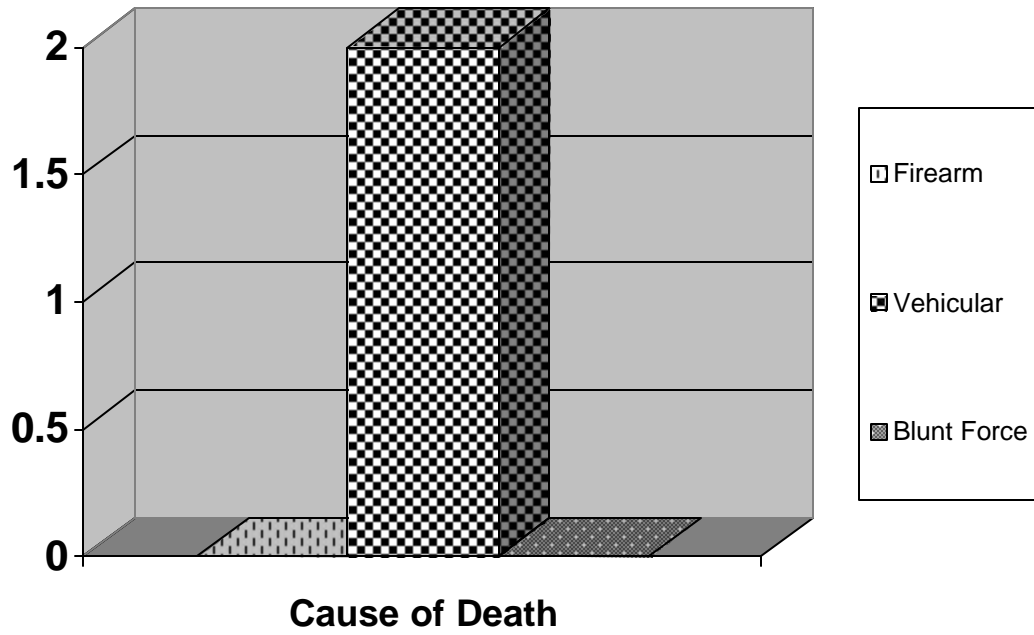
SUICIDE BY AGE AND TOXICOLOGY

| | ABN | Cocaine | Cannabinoid | Opiates | BZD |
|----------------|----------|----------|-------------|----------|----------|
| 00-10 | 0 | 0 | 0 | | 0 |
| 11-20 | 0 | 0 | 0 | 0 | 0 |
| 21-30 | 0 | 0 | 0 | 0 | 4 |
| 31-40 | 1 | 0 | 0 | 0 | 0 |
| 41-50 | 0 | 0 | 2 | 0 | 2 |
| 51-60 | 2 | 2 | 0 | 0 | 0 |
| 61-70 | 1 | 0 | 2 | 0 | 1 |
| 71-80 | 0 | 1 | 0 | 0 | 0 |
| Over 80 | 0 | 0 | 0 | 0 | 0 |
| Total | 4 | 3 | 4 | 0 | 6 |

HOMICIDE DEATHS - PARKER COUNTY

| Cause Of Death | Total |
|----------------|-------|
| Firearm | 0 |
| Vehicular | 2 |
| Blunt Force | 0 |
| Total | 2 |

Homicide Deaths- Parker County



HOMICIDE BY AGE, RACE, AND SEX

| | W/M | W/F | B/M | B/F | H/M | H/F | A/M | A/F | I/M | I/F | Total |
|--------------|----------|----------|----------|----------|----------|----------|----------|----------|----------|----------|----------|
| 00-10 | 0 | 0 | 0 | 0 | 0 | 0 | 0 | 0 | 0 | 0 | 0 |
| 11-20 | 0 | 1 | 0 | 0 | 0 | 0 | 0 | 0 | 0 | 0 | 1 |
| 21-30 | 0 | 0 | 0 | 0 | 0 | 0 | 0 | 0 | 0 | 0 | 0 |
| 31-40 | 0 | 0 | 0 | 0 | 0 | 0 | 0 | 0 | 0 | 0 | 0 |
| 41-50 | 0 | 0 | 0 | 0 | 0 | 0 | 0 | 0 | 0 | 0 | 0 |
| 51-60 | 1 | 0 | 0 | 0 | 0 | 0 | 0 | 0 | 0 | 0 | 1 |
| 61-70 | 0 | 0 | 0 | 0 | 0 | 0 | 0 | 0 | 0 | 0 | 0 |
| 71-80 | 0 | 0 | 0 | 0 | 0 | 0 | 0 | 0 | 0 | 0 | 0 |
| Total | 1 | 1 | 0 | 0 | 0 | 0 | 0 | 0 | 0 | 0 | 2 |

HOMICIDE BY AGE AND BLOOD ALCOHOL

| | .05 | 0.1 | 0.15 | 0.2 | 0.25 | 0.3 | >0.3 | TOTAL |
|----------------|----------|----------|----------|----------|----------|----------|----------|----------|
| 11-20 | 0 | 0 | 0 | 0 | 0 | 0 | 0 | 0 |
| 21-30 | 0 | 0 | 0 | 0 | 0 | 0 | 0 | 0 |
| 31-40 | 0 | 0 | 0 | 0 | 0 | 0 | 0 | 0 |
| 41-50 | 0 | 0 | 1 | 0 | 0 | 0 | 0 | 1 |
| 51-60 | 0 | 0 | 0 | 0 | 1 | 0 | 0 | 1 |
| 61-70 | 0 | 0 | 0 | 0 | 0 | 0 | 0 | 0 |
| 71-80 | 0 | 0 | 0 | 0 | 0 | 0 | 0 | 0 |
| Over 80 | 0 | 0 | 0 | 0 | 0 | 0 | 0 | 0 |
| Total | 0 | 0 | 1 | 0 | 1 | 0 | 0 | 2 |

HOMICIDE BY AGE AND TOXICOLOGY

| | ABN | Cocaine | Cannabinoid | Opiates | BZD |
|----------------|------------|----------------|--------------------|----------------|------------|
| 00-10 | 0 | 0 | 0 | 0 | 0 |
| 11-20 | 0 | 0 | 0 | 0 | 0 |
| 21-30 | 0 | 0 | 0 | 0 | 0 |
| 31-40 | 0 | 0 | 0 | 0 | 0 |
| 41-50 | 1 | 0 | 0 | 0 | 0 |
| 51-60 | 0 | 0 | 1 | 0 | 0 |
| 61-70 | 0 | 0 | 0 | 0 | 0 |
| 71-80 | 0 | 0 | 0 | 0 | 0 |
| Over 80 | 0 | 0 | 0 | 0 | 0 |
| Total | 1 | 0 | 1 | 0 | 0 |