


**AFRICAN  
AMERICAN  
HEALTH EXPO  
2009 SURVEY RESULTS**




**Tarrant County  
Public Health**

*Safeguarding our  
community's health*



# **African American Health Expo 2009 Survey Results**



## **Tarrant County Public Health**

Lou K. Brewer, RN, MPH  
Health Director

Division of Epidemiology and Health Information  
Tarrant County Public Health  
1101 S. Main Street  
Fort Worth, Texas 76104

Communicable Disease Reporting : (817) 321 5350  
24/7 Disease Reporting: (817) 994 3708

<http://health.tarrantcounty.com>

## **Authors**

Micky Moss Moerbe, MPH  
Biostatistician  
Tarrant County Public Health

Anita K. Kurian, MBBS, DrPH  
Division Manager & Chief Epidemiologist  
Tarrant County Public Health

## **Acknowledgements**

Special thanks to Dawn Dickerson-Sankofa and Michelle Markham from Tarrant County Public Health, Rachel Blackwell from Walden University, and all the volunteers who assisted with this project.

### **Suggested Citation**

African-American Health Expo, 2009 Survey Results. Tarrant County Public Health, 2009.

## TABLE OF CONTENTS

<b>I. Introduction .....</b>	<b>1</b>
<b>II. Methodology .....</b>	<b>2</b>
<b>III. Demographic Characteristics of Respondents.....</b>	<b>2</b>
<b>IV. Health Care and Insurance Coverage .....</b>	<b>3</b>
<b>V. Promotion and Opinion of the AAHE.....</b>	<b>6</b>
<b>VI. Comments Regarding the AAHE.....</b>	<b>9</b>

### **FIGURES & APPENDICES**

<b>Figure 1: Age Group (in years), African American Health Expo, 2009 .....</b>	<b>2</b>
<b>Figure 2: Geographic distribution of respondents, Tarrant County African American Health Expo, 2009.....</b>	<b>4</b>
<b>Figure 3: Health facility normally used for treatment, African American Health Expo, 2009.....</b>	<b>3</b>
<b>Figure 4: Percent of respondents who received advice within the last 12 months from a health professional regarding selected chronic diseases and risk factors, African American Health Expo, 2009 .....</b>	<b>5</b>
<b>Figure 5: Insurance Coverage, African American Health Expo, 2009.....</b>	<b>6</b>
<b>Figure 6: Source from which respondents heard about the African American Health Expo, 2009.....</b>	<b>7</b>
<b>Figure 7: Helpfulness of information provided, African American Health Expo, 2009 .....</b>	<b>7</b>
<b>Figure 8: Helpfulness of volunteers/staff, African American Health Expo, 2009 .....</b>	<b>7</b>
<b>Figure 9: Percent of respondents who would attend the 2010 AAHE, African American Health Expo, 2009 .....</b>	<b>8</b>
<b>Figure 10: Percent of respondents who would invite a friend to the 2010 AAHE, African American Health Expo, 2009 .....</b>	<b>8</b>
<b>Figure 11: Services needed, African American Health Expo, 2009.....</b>	<b>8</b>
<b>Figure 12: Overall experience rating, African American Health Expo, 2009.....</b>	<b>9</b>
<b>Appendix A: African American Health Expo Survey .....</b>	<b>10</b>
<b>Appendix B: AAHE Committee Members .....</b>	<b>12</b>
<b>Appendix C: AAHE Sponsors.....</b>	<b>13</b>

# I. INTRODUCTION



The African American Health Expo (AAHE) is an annual event dedicated to improving the well-being of African Americans in Tarrant County. The objective of the AAHE is to decrease the health disparities burdening this population by providing a venue where strategies for healthy living can be promoted and easily accessed. The event, which has grown each year since it started in 2002, directly impacts the lives of over 2,000 participants by providing screenings and education on the prevention and treatment of diseases prevalent in the African American community. A variety of health topics are addressed such as diabetes, hypertension, heart disease, stroke, and cancer.

The event takes place in April of each year and has sought larger venues over time as the event has grown. The 2009 AAHE was planned and organized by a 19 member committee (Appendix B) headed by Nina Jackson of Fort Worth Independent School District and Katisha Haymon of Amerigroup Community Care. The AAHE Committee is a collaboration of volunteers who represent various agencies such as sororities, social and community services, health agencies, educators, retired persons, and veterans. This diverse group comes together and coordinates the health expo to meet the

needs of the community. Thirteen different sponsors contributed the vital support and resources needed to successfully carry out the 2009 Expo (Appendix C). Approximately 80 different agencies provided the education, screening services, and demonstrations during the expo and 75 volunteers and staff dedicated over 600 hours of their time helping improve the lives of African Americans in Tarrant County.

The 2009 AAHE provided a wide array of services and activities. Free health screenings included bone marrow, blood pressure, prostate, and blood glucose testing. Health education on a variety of topics was provided along with mammography services. Children's activities were a highlight of the event and included teaching kids the fun of exercising and preparing healthy snacks.

## Selected Health Indicators in Tarrant County

	African Americans	Tarrant County
No Health Insurance <sup>†</sup>	26.3%	23.8%
High Blood Pressure Prevalence <sup>†</sup>	32.2%	23.1%
Diabetes Prevalence <sup>†</sup>	9.2%	5.9%
Heart Disease Mortality <sup>‡</sup>	268.3	211.7
Cancer Mortality <sup>‡</sup>	225.2	184.2
Infant Mortality <sup>§</sup>	15.3	7.6

<sup>†</sup>Tarrant County Public Health, 2004 Behavioral Risk Factor Surveillance  
<sup>‡</sup>per 100,000 population, Texas Department of State Health Services, 2006  
<sup>§</sup>per 1,000 live births, Texas Department of State Health Services, 2006

During the 2009 AAHE held on April 25<sup>th</sup> at Clifford Davis Elementary School in Fort Worth, a survey was administered to participants with the purpose of assessing health care access / utilization and insurance coverage among African Americans in the community as well as to evaluate the promotion and opinion of this year's AAHE event. This report summarizes the results from the survey analysis.

## II. METHODOLOGY

A 12 item survey was created and distributed to attendees aged 15 years and over during the 2009 African American Health Expo. The survey was in written form, provided in English (Appendix A), and participation was voluntary. The survey included questions regarding demographic information (age group and household ZIP code), promotion and opinion of the event, primary health care source, and insurance coverage. A total of 173 surveys were completed by participants and included in the analysis.

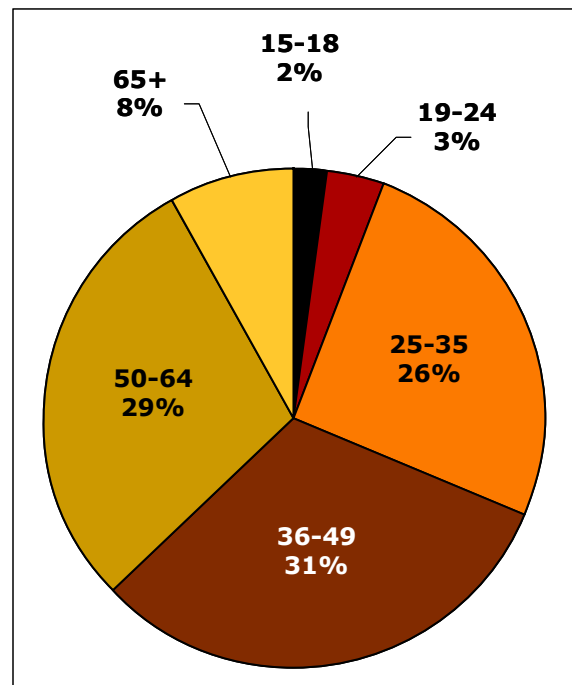
## III. DEMOGRAPHIC CHARACTERISTICS OF RESPONDENTS

The highest percentage of respondents were 36-49 years old (31%), followed by 50-64 years (29%) (Figure 1). Twenty-six percent of respondents were 25-35 years of age, eight percent were age 65 years and older, three percent were 19-24 years old and those age 15-18 years comprised two percent of the respondents.

**Figure 1. Age Group (in years), African American Health Expo, 2009**



From left to right: Nina Jackson (Chair, AAHE Committee), Katisha Haymon (Co-Chair, AAHE Committee), Sheila Turner (Principal, Davis Elementary), and Steven Mattic (Vice Principal, Davis Elementary)



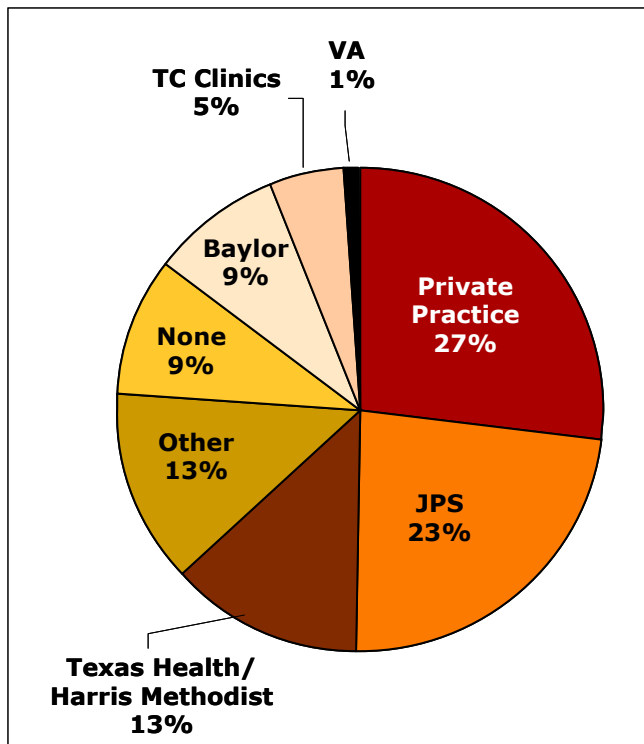
Data Source: Tarrant County Public Health

Of the 127 respondents who reported a valid ZIP code, all but six were within Tarrant County. Thirty-five different household ZIP codes across Tarrant County were reported with the following six ZIP codes reported most frequently: 76119 (23%), 76112 (9%), 76104 (8%), 76105 (6%), 76109 (5%), and 76115 (5%). Those ZIP codes outside Tarrant County included 75132, 75149, 75215, 75243, 76033, and 76048. A geographic distribution of respondents from Tarrant County is shown in Figure 2.

## IV. HEALTH CARE AND INSURANCE COVERAGE

Twenty-seven percent of survey respondents reported that they normally received medical treatment at a private practice facility (Figure 3). Twenty-three percent of all respondents indicated that they normally went to John Peter Smith (JPS) and 13 percent went to Texas Health/Harris Methodist facilities. An additional 13 percent of respondents reported that they used a facility other than those listed on the survey, nine percent had no health facility they regularly used, nine percent went to Baylor hospitals, five percent went to Tarrant County clinics, and one percent reported going to Veterans Affairs medical centers (VA).

**Figure 3. Health facility normally used for treatment, African American Health Expo, 2009**

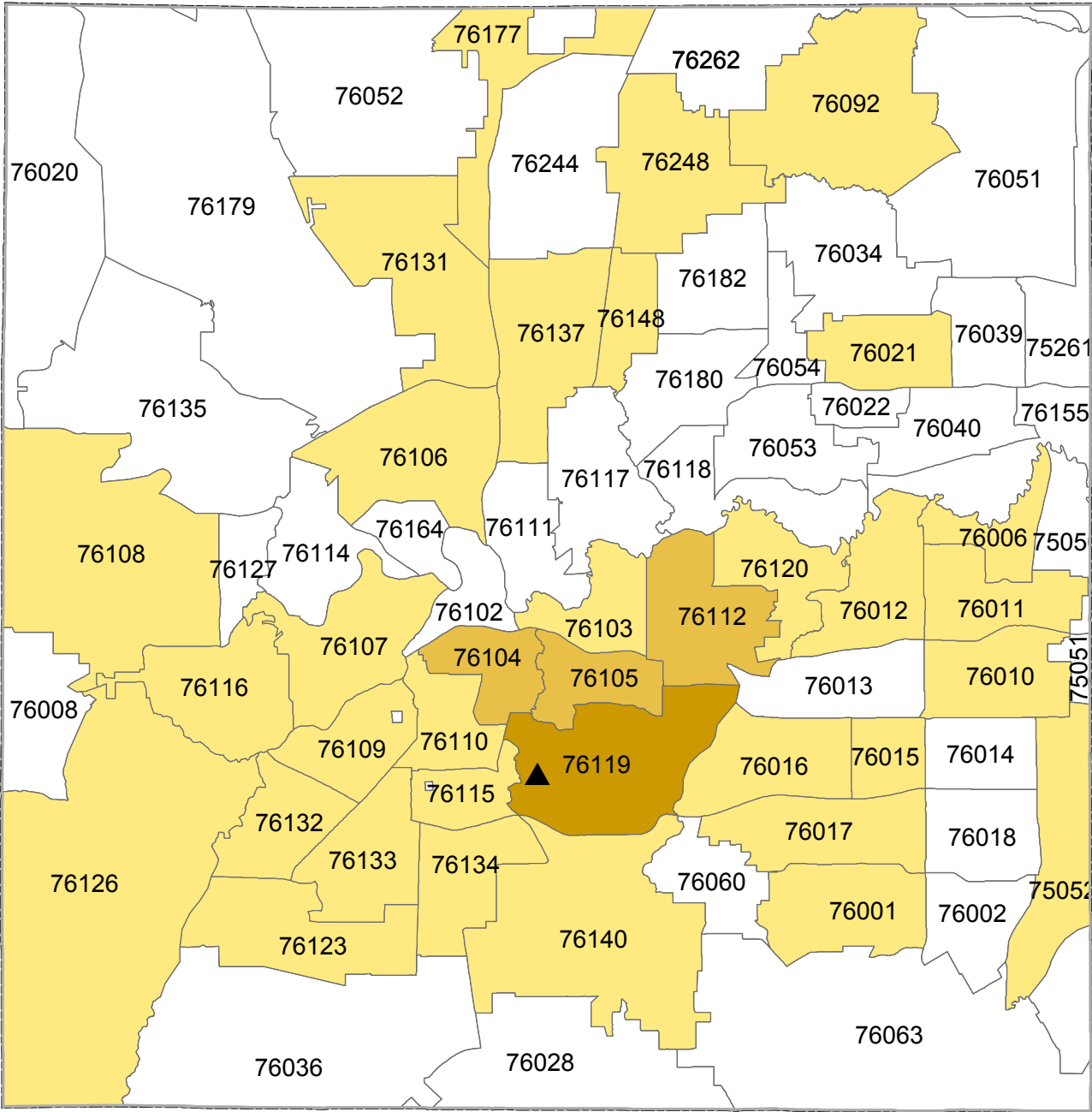


Data Source: Tarrant County Public Health





**Figure 2. Geographic distribution of respondents, Tarrant County African American Health Expo Survey, 2009**



These data were prepared by Tarrant County Public Health for its use, and may be revised any time, without notification. Tarrant County Public Health does not guarantee the correctness or accuracy of any features on this map. Tarrant County assumes no responsibility in connection therewith. Said data should not be edited by anyone other than designated personnel, or through written approval by GIS Manager. These data are for informational purposes only and should not create liability on the part of Tarrant County Government, any officer and/or employees thereof.

**Percent**

- < 5%

% - 10%

> 10%

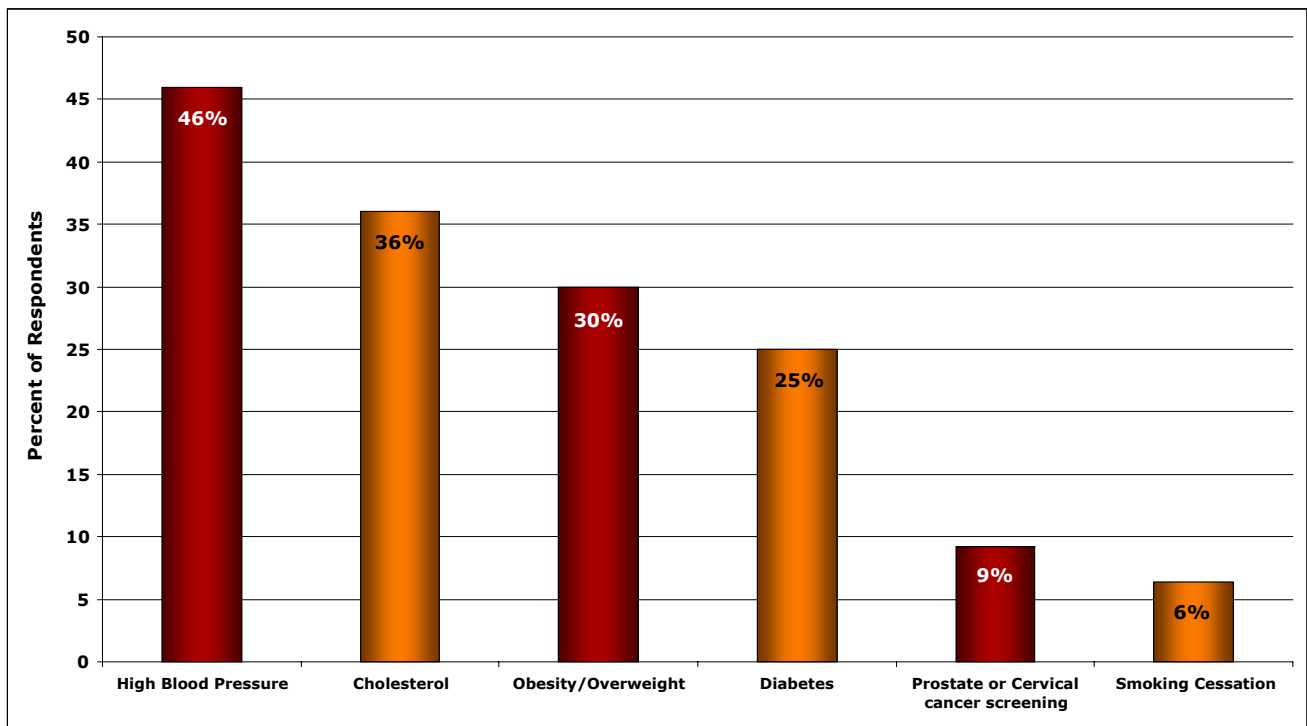
No respondents
- Clifford Davis Elementary

County Boundary



Survey participants were asked if within the last 12 months their health provider had discussed various health issues with them such as obesity/overweight, diabetes, high blood pressure, cholesterol, smoking cessation, or prostate/cervical cancer screening. Forty-six percent of all respondents reported discussing high blood pressure, 36 percent indicated discussing their cholesterol, and 30 percent reported that they discussed the topic of obesity/overweight with their health provider (Figure 4). Health providers discussed diabetes with 25 percent of respondents, prostate or cervical cancer screening with nine percent and smoking cessation with six percent of the survey population.

**Figure 4. Percent of respondents who received advice within the last 12 months from a health professional regarding selected chronic diseases and risk factors, African American Health Expo, 2009**

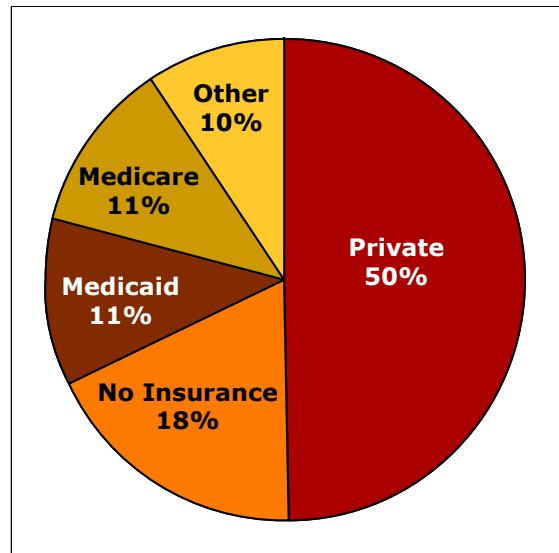


Data Source: Tarrant County Public Health



When asked about health insurance, 50 percent of respondents reported having private insurance coverage (Figure 5). Eighteen percent of survey participants had no insurance, 11 percent reported using Medicaid, 11 percent were covered under Medicare, and 10 percent of respondents had coverage other than the types listed on the survey.

**Figure 5. Insurance coverage, African American Health Expo, 2009**

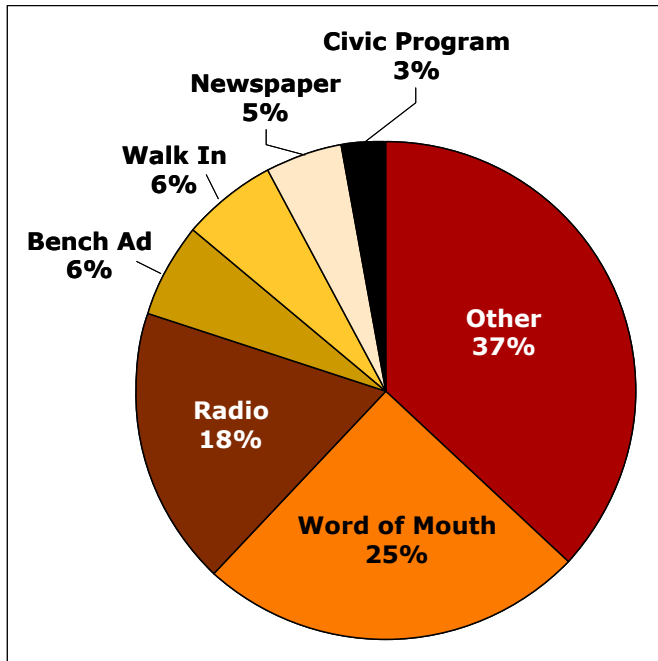


Data Source: Tarrant County Public Health

## V. PROMOTION AND OPINION OF THE AAHE

As shown in Figure 6, more than a third of respondents heard about the AAHE from a source other than those listed on the survey (37%). Other sources included schools (6%), Delta Sigma Theta Sorority members (3%), flyers (3%), and Tarrant County Public Health (3%). A quarter of participants were informed about the AAHE via word of mouth, 18 percent heard about the event from the radio, six percent from bench ads, and six percent of participants were walk-ins. Newspapers were the source of information for five percent of survey respondents and the final three percent heard about the AAHE from various civic programs.

**Figure 6. Source from which respondents heard about the African American Health Expo, 2009**



Data Source: Tarrant County Public Health

When asked to rate how helpful the information provided at the Expo was in meeting the needs of those attending, responses ranged from 1 (not helpful) to 5 (very helpful), with an average respondent rate of 4.5 (Figure 7). When rating how helpful the volunteers/staff from the various agencies were, responses ranged from 1 (not helpful) to 5 (very helpful) with an average rate of 4.7 (Figure 8).

**Figure 7. Helpfulness of information provided, African American Health Expo, 2009**



Data Source: Tarrant County Public Health

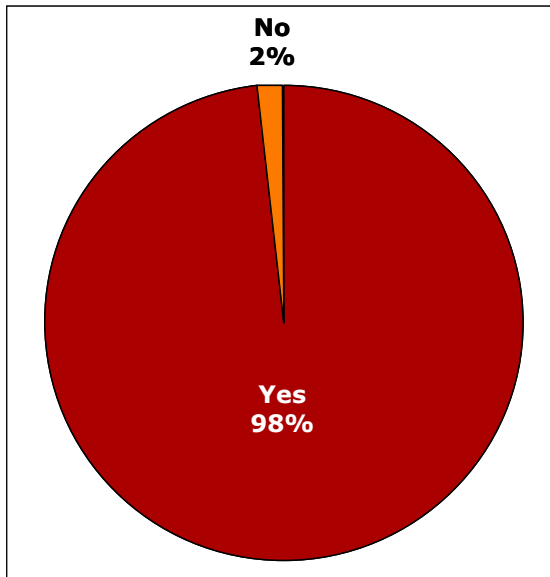
**Figure 8. Helpfulness of volunteers/staff, African American Health Expo, 2009**



Data Source: Tarrant County Public Health

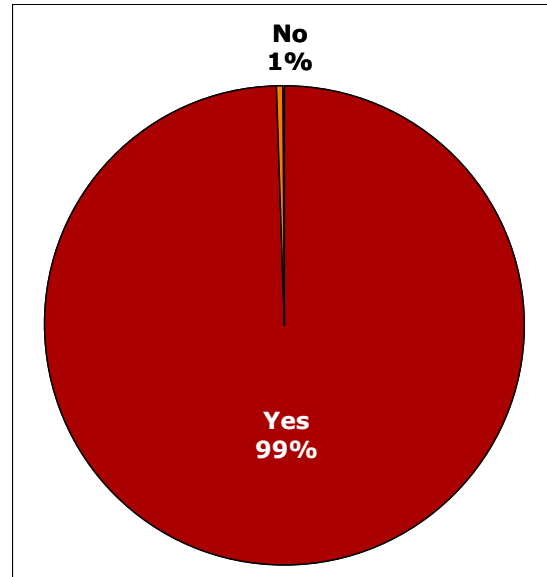
Survey participants were also asked if they would attend the AAHE next year. The overwhelming response was "Yes" (98%) (Figure 9), and 99 percent of total respondents said they would invite a friend to next year's Expo (Figure 10).

**Figure 9. Percent of respondents who would attend the 2010 AAHE, African American Health Expo, 2009**



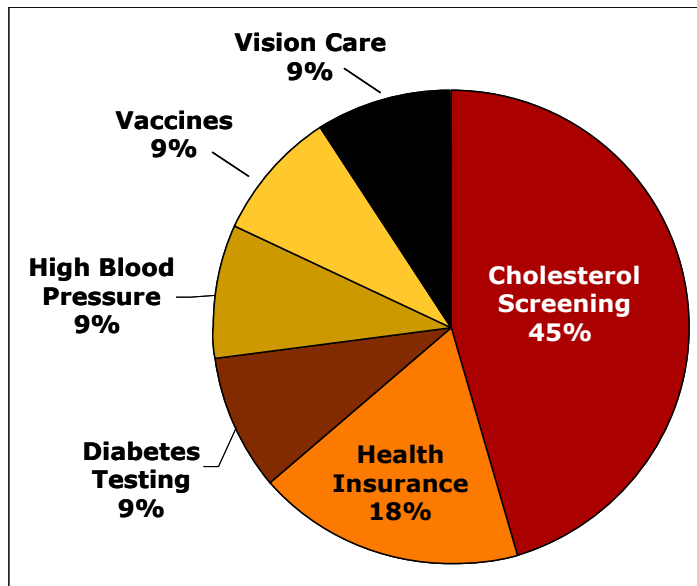
Data Source: Tarrant County Public Health

**Figure 10. Percent of respondents who would invite a friend to the 2010 AAHE, African American Health Expo, 2009**



Data Source: Tarrant County Public Health

**Figure 11. Services needed, African American Health Expo, 2009**

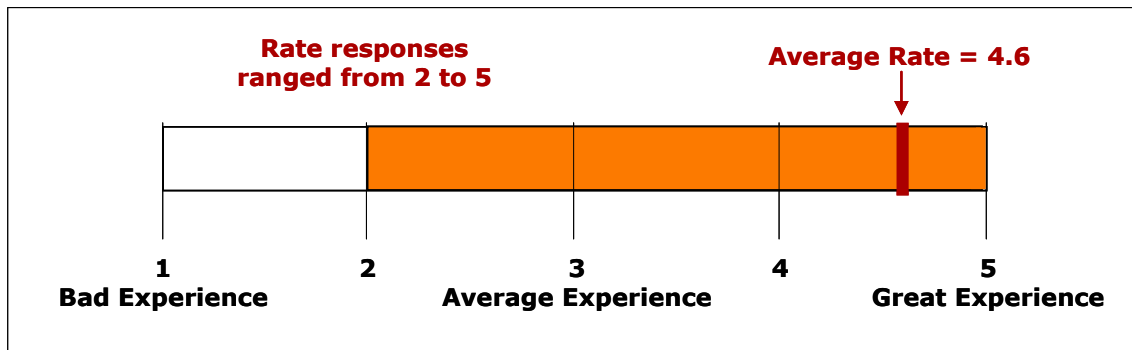


Results shown for the 6% of respondents who reported a need for other services at the African American Health Expo.  
Data Source: Tarrant County Public Health

Participants were asked to report what additional services were needed that they did not receive during this year's AAHE event. Ninety-four percent of respondents did not report a need for other services. Of those that did indicate a need, 45 percent wanted cholesterol screenings and 18 percent wanted health insurance / health care information (Figure 11). The following services were each requested by nine percent of the survey participants: diabetes testing, high blood pressure, vaccine, and vision care.

When asked to rate their overall experience at the 2009 African American Health Expo, responses ranged from 2 (less than average experience) to 5 (great experience) (Figure 12). The average experience rating was 4.6.

**Figure 12. Overall experience rating, African American Health Expo, 2009**



Data Source: Tarrant County Public Health

## VI. COMMENTS REGARDING THE AAHE

Following are comments from the ten survey respondents who provided feedback regarding the 2009 African American Health Expo:

- "Everything was great."
- "Halls were too crowded with tables on both sides."
- "It was good."
- "Main hallway too congested with visitors and vendors. Could have used some other hallway."
- "My school educated me about healthcare and my dad who is a wellness trainer. Everything was great."
- "Thank you all and God Bless you."
- "Thanks we needed this in this community."
- "This was a great experience. Well coordinated especially the kids area. Great school. This needs to be place[d] in the Star Telegram – the whole event should be placed in the newspaper including the turnout of the community. Thank you for having this expo for the community here at L. Clifford Davis."
- "Very good, maybe more space is needed to move around."
- "Very helpful! Thank you."



## APPENDIX A

### African American Health Expo Survey

Your zip code: \_\_\_\_\_

**How did you hear about the expo?** Please circle or fill in:

- Newspaper       Radio       Bench advertisement       Word of mouth  
 Walk in       Civic Program       Other \_\_\_\_\_

**What is your age?** Please circle your age range:

15-18yrs      19-24yrs      25-35yrs      36-49yrs      50-64yrs      65-85+yrs

**What is the name of your healthcare facility, where you normally receive care?** Please circle:

JPS health care facilities      Baylor health care facilities      Texas Health/Harris Methodist  
VA health care facilities      Tarrant County Health Clinics      Private practice  
Other: \_\_\_\_\_      North side/Albert Galvan health ctr.      None/No regular healthcare

**What type of health insurance do you currently have?** Please circle or fill in:

Private      Medicare      Medicaid      None      Other: \_\_\_\_\_

**Within the last 12 months, has your health provider discussed with you of the following health issues?** Check all that may apply:

Obesity/Overweight      High blood Pressure      Smoking Cessation (help with quitting)  
Diabetes      Cholesterol      Prostate or Cervical cancer screening

**Please rate how helpful the information that was provided met your needs on a scale of 1 to 5.**

Not helpful      Moderately helpful      Very helpful  
1      2      3      4      5

**Please rate how helpful the volunteers/staff from the agencies were on a scale of 1 to 5.**

Not helpful      Moderately helpful      Very helpful  
1      2      3      4      5

**Would you attend this expo next year?**      Yes      No

**Would you invite a friend about this expo next year?**      Yes      No

**Please rate your overall experience of the expo on a scale of 1 to 5.**

Bad experience		Average Experience		Great Experience
1	2	3	4	5

**Was there any information on a service that you/your family needed but did not get today? If yes, please describe what type of service was needed.**

---

---

**Additional comments**

---

---



## APPENDIX B

### AAHE Committee Members

AMERICAN DIABETES ASSOCIATION

Shenekqual Robertson

NUIMAGE MARKETING

Leevert Johnson

AMERIGROUP COMMUNITY CARE

Katisha Haymon  
*AAHE Committee Co-Chair*

RETIRED VOLUNTEER

Johnny Lewis

CITY OF FORT WORTH

Sandra Davis  
Markena Minikon

TARRANT COUNTY PUBLIC HEALTH

Dawn Dickerson-Sankofa  
Sherry Williams

DELTA SIGMA THETA

Bertha Cole

TEXAS DEPARTMENT OF FAMILY SERVICES

Denetra Adams  
Donna Tabron

FORT WORTH  
INDEPENDENT SCHOOL DISTRICT

Nina Jackson  
*AAHE Committee Chair*

UNT HEALTH SCIENCE CENTER

Liz Davis

FOUNDATION COMMUNITIES

Janice Sanders

WORKFORCE SOLUTIONS

Mervil Johnson  
Rita Morris

JPS HEALTH NETWORK

Bea Nealy  
Cynthia Ross

YMCA FORT WORTH

Yvette Horton

APPENDIX C

AAHE Sponsors



**THE JUNIOR LEAGUE OF  
FORT WORTH, INC.®**

*Women building better communities*



**Texas Health**  
Harris Methodist Hospital  
FORT WORTH

Healing Hands. Caring Hearts.™



UNIVERSITY OF NORTH TEXAS  
HEALTH SCIENCE CENTER



**Fort Worth**  
Independent School District

1882 125 YEARS 2007



Commissioner

**Roy C. Brooks**

*Precinct One Tarrant County*



PARTNERS TOGETHER FOR HEALTH

MONCRIEF CANCER RESOURCES



Delta Sigma Theta Sorority, Inc.



Fort Worth Alumnae Chapter



*SAVE THE DATE*

African American Health Expo  
Saturday, April 10, 2010  
10:00 AM – 2:00 PM

O.D. Wyatt High School

**Information and reservations:  
Call Nina Jackson (817) 922-3565  
nina.jackson1@fwisd.org**

**[www.AAHExpo.com](http://www.AAHExpo.com)**



**Tarrant County Public Health**

1101 S. Main Street

Fort Worth, TX 76104

817-321-5350

<http://health.tarrantcounty.com>