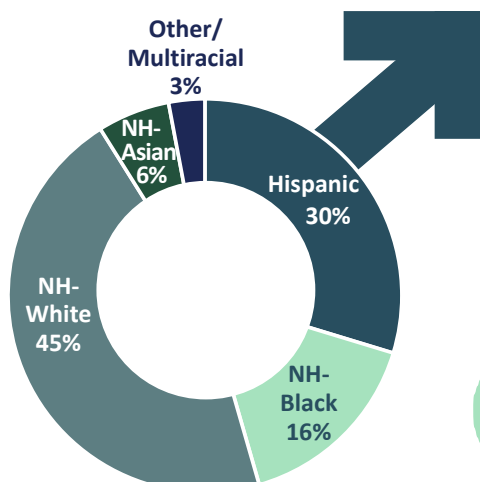


# TARRANT COUNTY PUBLIC HEALTH DATA BRIEF



## MEN'S HEALTH IN TARRANT COUNTY

**1 Million**  
males live  
in Tarrant  
County,  
which is  
**49%**  
of the total  
population



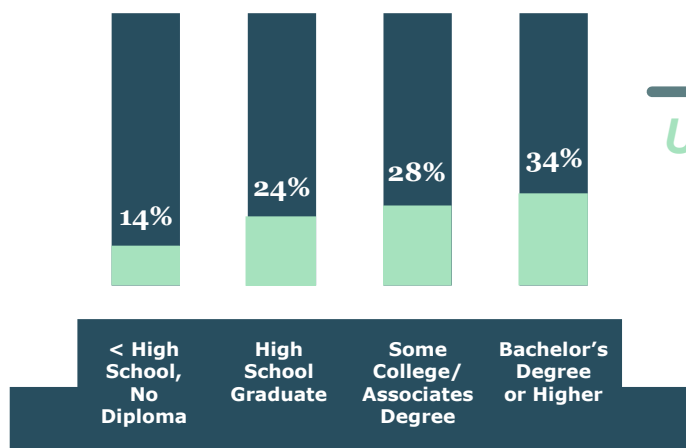
NH = Non-Hispanic  
Race/Ethnicity distribution among males  
is similar to Tarrant County overall

**36**

Average Age



**Highest  
Education Level  
Completed (Age 25+)**



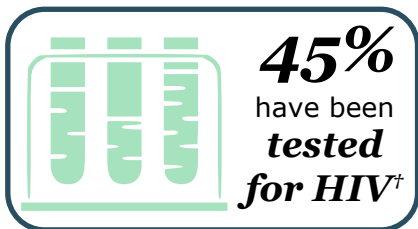
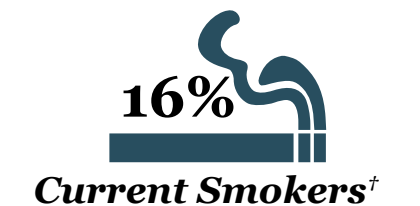
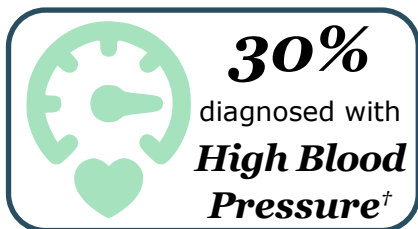
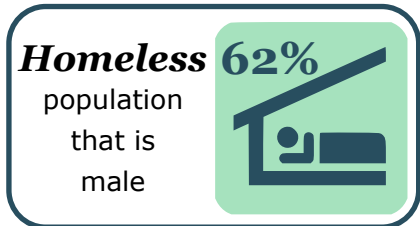
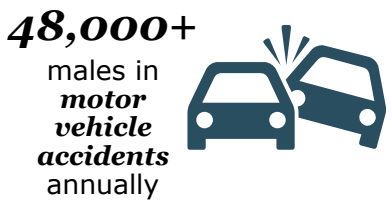
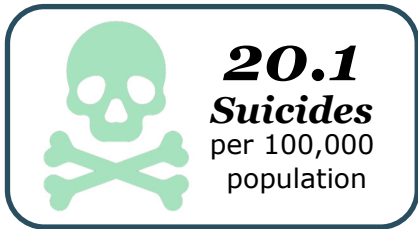

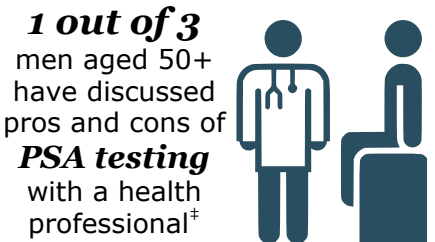
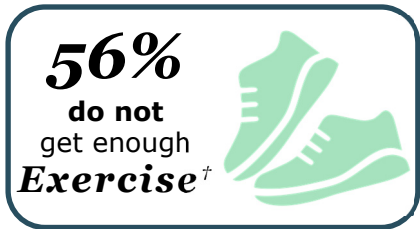

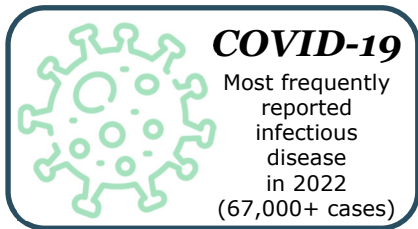

**11%**  
Live in  
Poverty

Unemployment  
Rate  
**4.5%**



**5%**  
Households  
Headed by a  
Single Father





<sup>†</sup>Age 18+; <sup>‡</sup>PSA = Prostate Specific Antigen; Data sources: National Center for Health Statistics; Texas Cancer Registry; Tarrant County Public Health; Texas Department of Transportation; Tarrant County Homeless Coalition; U.S. Census Bureau; Data Brief provided by: Division of Epidemiology and Health Information