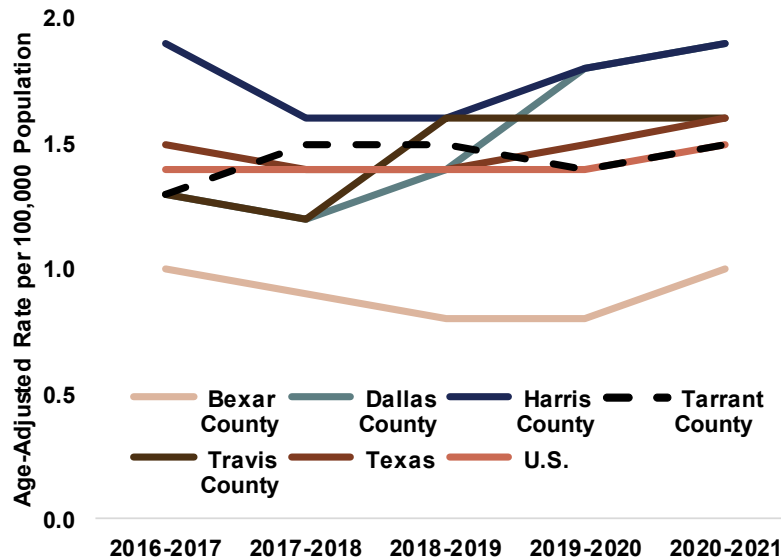


TARRANT COUNTY PUBLIC HEALTH DATA BRIEF



DROWNINGS IN TARRANT COUNTY

Figure 1. Drowning mortality rates* by geographic location, 2016-2021



From 2016-2021, there were **182** fatal drownings among Tarrant County residents
There were **no significant changes** in drowning mortality rates in any locations

Drowning

Respiratory impairment due to submersion or immersion in liquid. Drownings can be fatal or non-fatal (with or without injury).

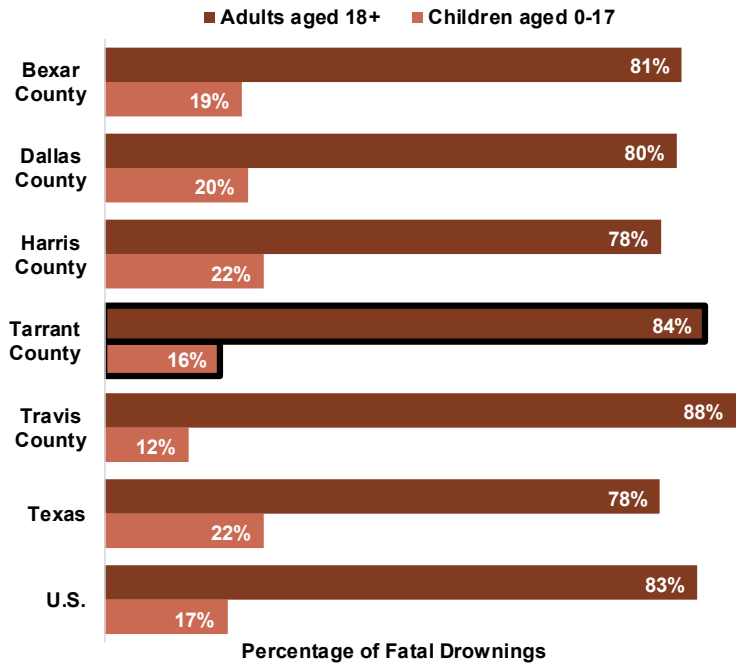
Drowning injuries include mild to severe damage to the brain and other organs, which may cause long-term disability.

Prior drowning terms, such as wet, dry, silent, near, secondary, active, and passive drowning, are no longer used because they are medically incorrect and can be misleading or confusing.

Signs of drowning, such as difficulty breathing, excessive coughing, and foaming mouth, occur immediately and can last for hours, but do not go away and return later.

Certain factors can make drowning more likely: not being able to swim, ineffective or missing barriers around water, type of water source, lack of close adult supervision, not wearing life jackets, alcohol, and drugs/medication.

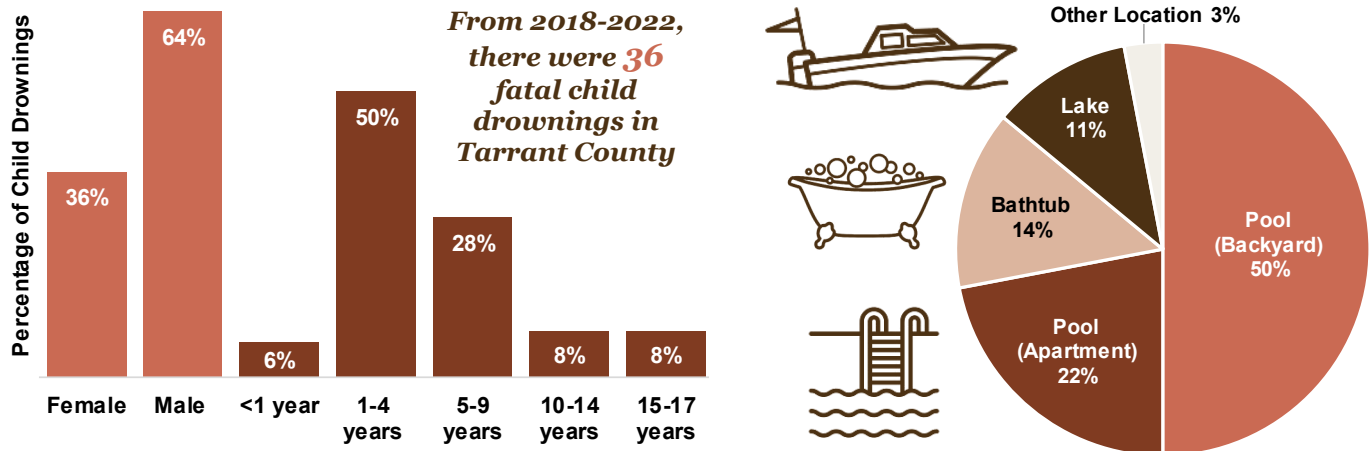
Figure 2. Proportion of adult and child fatal drownings by geographic location, 2019-2021




From 2019-2021, the **majority** of fatal drownings in all locations were among **adults**
Among Tarrant County residents, fatal drownings were **significantly higher** among males and the majority were **unintentional (accidents)**

* Two-year rolling rates provided due to small numbers and unstable rates for individual years; All significant differences detected at the 95% confidence level; Data sources: American Academy of Pediatrics, Centers for Disease Control and Prevention, Water Safety USA, World Health Organization
Data Brief provided by: Division of Epidemiology and Health Information

Figure 3. Fatal drownings among Tarrant County children by gender, age group, and water source, 2018-2022



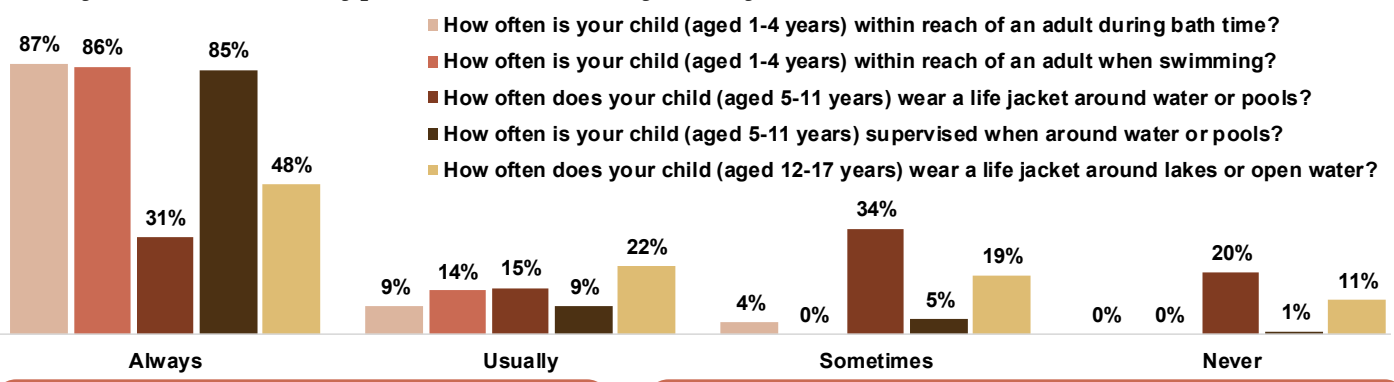
From 2018-2022, the majority of fatal child drownings in Tarrant County occurred in pools and were among males, while half were among children aged 1-4 years



Drowning Prevention: All Water Sources

- Undistracted adult supervision at all times
- Family CPR training
- Family swimming lessons

Figure 4. Community-wide Children’s Health Assessment and Planning Survey (CCHAPS) by Cook Children’s Health Care System, Tarrant County parents with children aged 1-17 years, 2022



Cook Children’s Health Care System in Fort Worth saw 193 non-fatal and 19 fatal drownings from 2020 to 2022

From 2018-2021, drowning was the leading cause of unintentional injury death among Tarrant County children aged 1-4 years

Drowning Prevention and Water Safety Resources

Boating Safety
[nsc.org/community-safety/safety-topics/seasonal-safety/summer-safety/boating]

Cook Children’s Lifeguard Your Child Campaign
[lifeguardyourchild.org]

Cook Children’s Water Safety Club
[cookchildrens.org/health-resources/safety/water-safety-club/]

Drowning Prevention
[cdc.gov/drowning/index.html]

Fort Worth Drowning Prevention Coalition
[fwdpc.org]

Red Cross Water Safety
[redcross.org/get-help/how-to-prepare-for-emergencies/types-of-emergencies/water-safety.html]

Water Safety for Kids
[getparentingtips.com/toddlers/safety/water-safety-for-kids/]

Water Safety Social Media Toolkit
[dfps.texas.gov/Prevention_and_Early_Intervention/Grantees/social_media_toolkits/water_safety.asp]

Check your local Red Cross and YMCA for CPR classes!

List of swim lesson providers in Tarrant County:
[lifeguardyourchild.org/siteassets/documents/resources/safekids-swim-lesson-providers.pdf]

Data sources: CCHAPS 2022 (Cook Children’s Health Care System), Centers for Disease Control and Prevention, Cook Children’s Health Care System, Safe Kids North Texas - Fort Worth, Texas Department of Family and Protective Services; Data Brief provided by: Division of Epidemiology and Health Information