



SEXUALLY TRANSMITTED DISEASES IN TARRANT COUNTY, 2008-2012



CHLAMYDIA


Chlamydia Cases, Tarrant County 2012



Age Group (in years)	Cases	Rate
0 to 9	10	3.4
10 to 14	96	73.4
15 to 24	5,895	2,174.8
25 to 34	1,976	631.4
35 to 54	511	90.6
55 and older	20	5.7
Total	8,508	443.0

EARLY SYPHILIS

Early Syphilis Cases, Tarrant County 2012



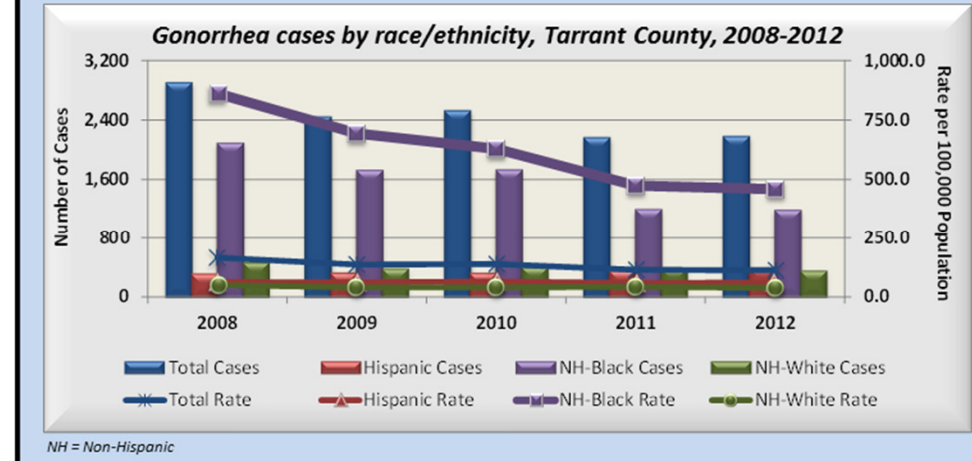
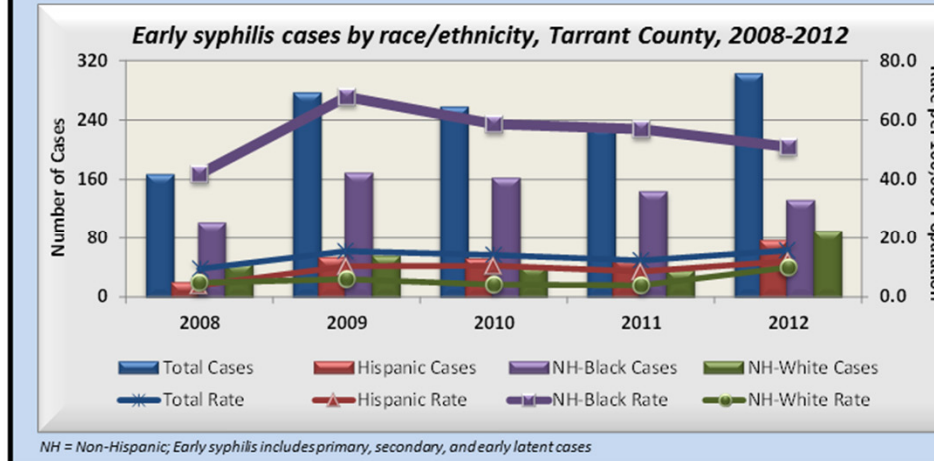
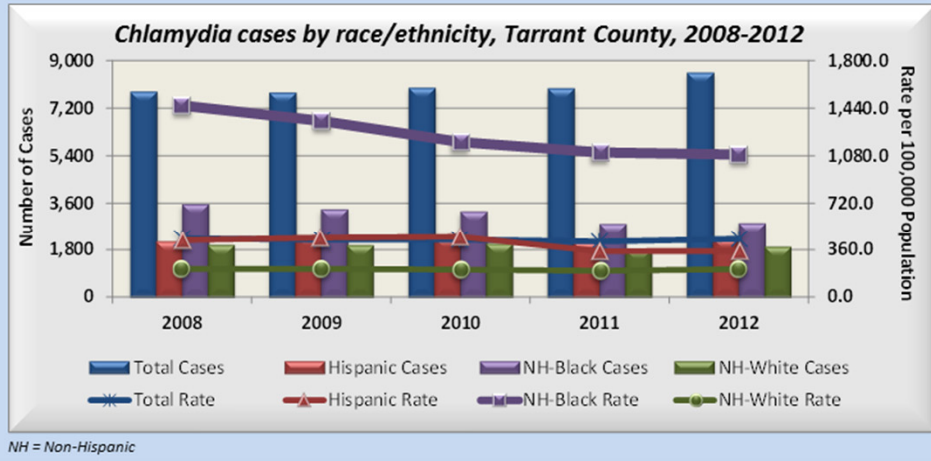
Age Group (in years)	Cases	Rate
0 to 9	0	0.0
10 to 14	< 5	@
15 to 24	112	41.3
25 to 34	87	27.8
35 to 54	89	15.8
55 and older	13	3.7
Total	302	15.7

GONORRHEA

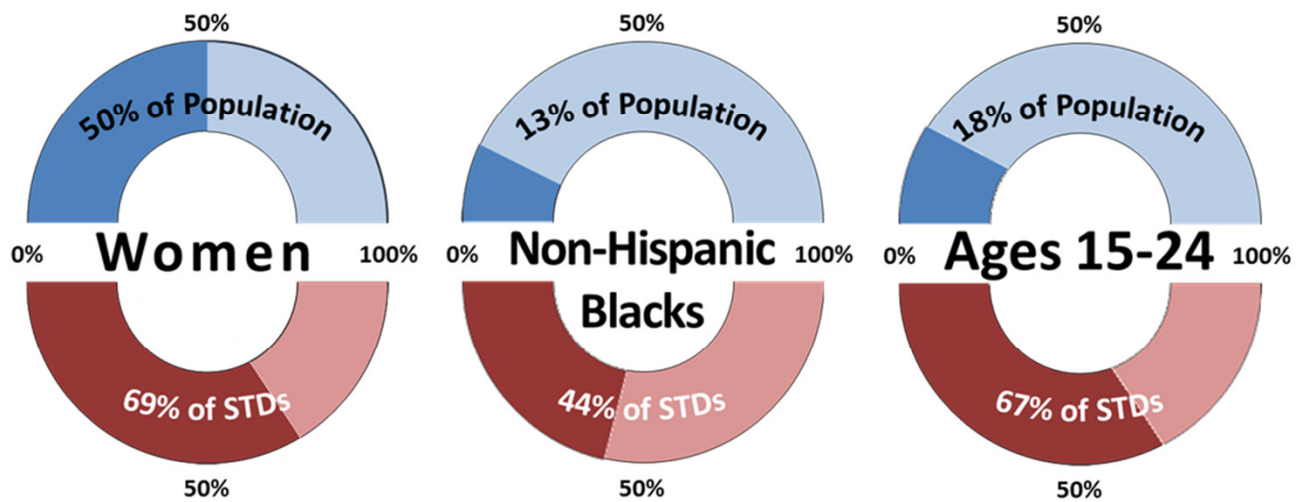
Gonorrhea Cases, Tarrant County 2012



Age Group (in years)	Cases	Rate
0 to 9	< 5	@
10 to 14	27	20.6
15 to 24	1,392	513.5
25 to 34	539	172.2
35 to 54	197	34.9
55 and older	17	4.9
Total	2,174	113.2



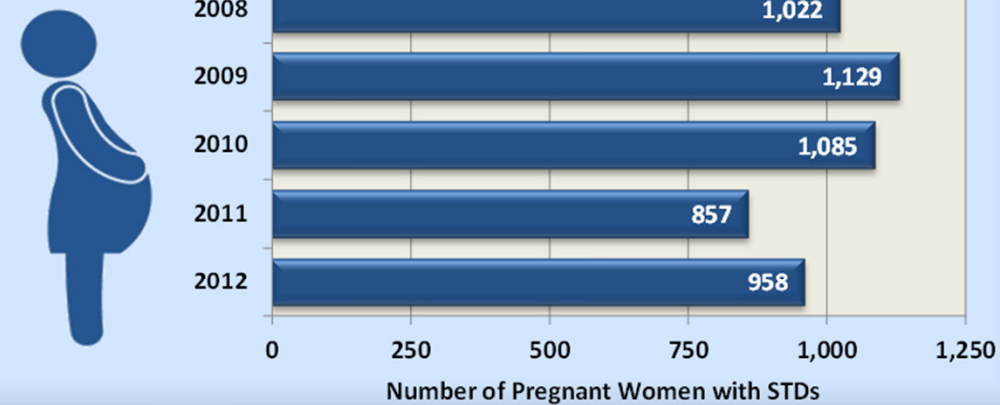
Women, Non-Hispanic Blacks, and Youth bear a *disproportionate* share of STDs in Tarrant County



Percent population based on those aged 15 years and older
Data source: Tarrant County Public Health

PREGNANCY AND STDs

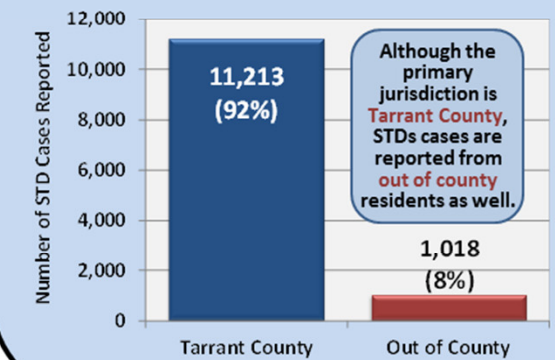
Pregnant Women Diagnosed with STDs, Tarrant County, 2008-2012



The consequences of an STD are *more serious* for a pregnant woman and her baby. Due in part to interventions targeted toward this population, the number of pregnant women diagnosed with STDs in Tarrant County *decreased 15%* from 2009 to 2012.

CASE MANAGEMENT 2012

12,231 STD cases reported in 2012
Across 52 different counties



For questions or more information, please contact the **Division of Adult Health Services** at Tarrant County Public Health **(817) 321-4800**