

# HIV & AIDS IN TARRANT COUNTY, 2001



Tarrant County  
Public Health Department  
Director: Lou K. Brewer



For more information:  
Epidemiology and Health Information  
Phone 817.871.7500 or 7279  
Fax 817.212.2513  
<http://health.tarrantcounty.com>

HIV+ name reporting was implemented in Tarrant County in 1999

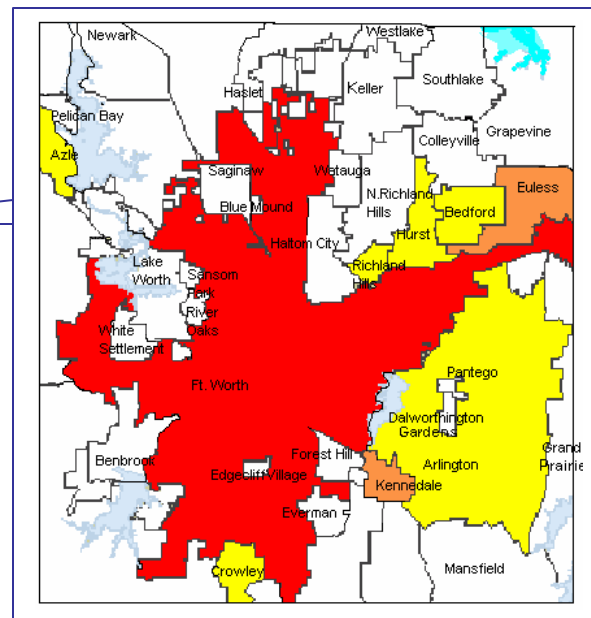
Cumulative AIDS cases in Tarrant County (1982-2001) 3,295

AIDS Fatality Rate (1991-2001) 46.8 %

Comparison of AIDS Incidence Rate (per 100,000 population)

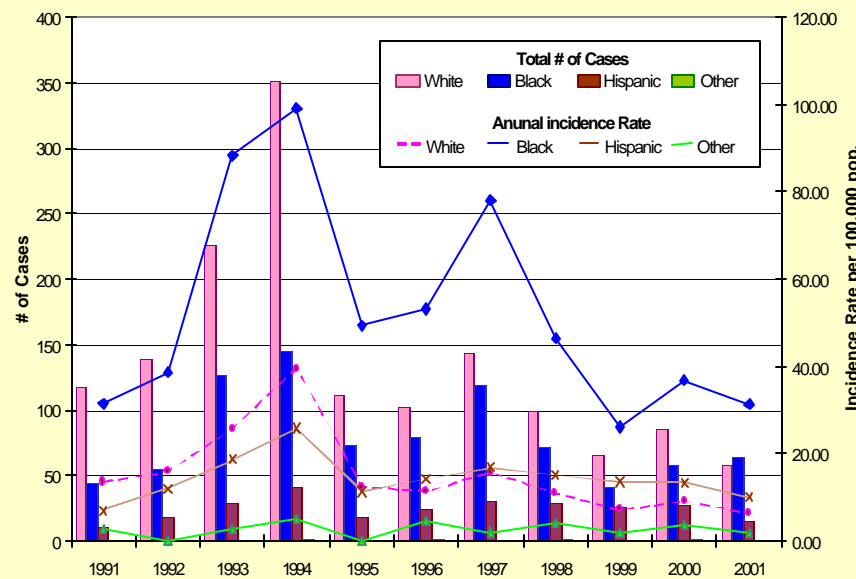
	Tarrant	Texas	US
1999	9.7	14.3	16.6
2000	13.1	13.5	14.6
2001	9.8	13.6	14.9

CUMULATIVE INCIDENCE RATE\* OF HIV/AIDS BY CITY  
TARRANT COUNTY, 1999-2001

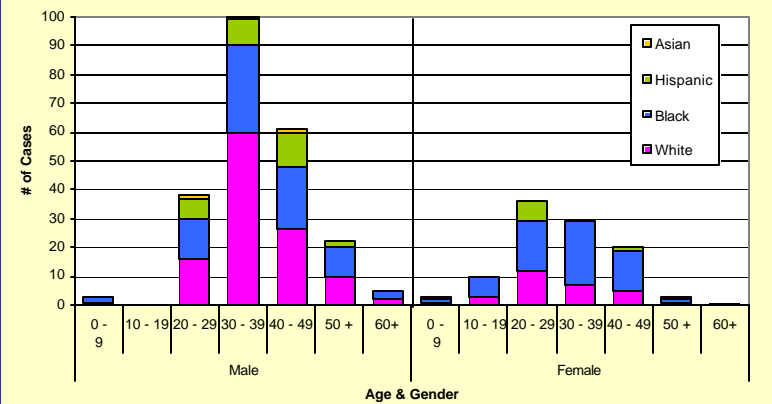


CI > 48    32 < CI ≤ 48    16 < CI ≤ 32    CI ≤ 16

Reported AIDS Cases by Race/Ethnicity, 1991-2001



HIV/AIDS Cases by Gender, Age & Race, 2001



\* CI : Cumulative Incidence

= (# of new cases in a city, 1999-2001/ population at risk) x 100,000

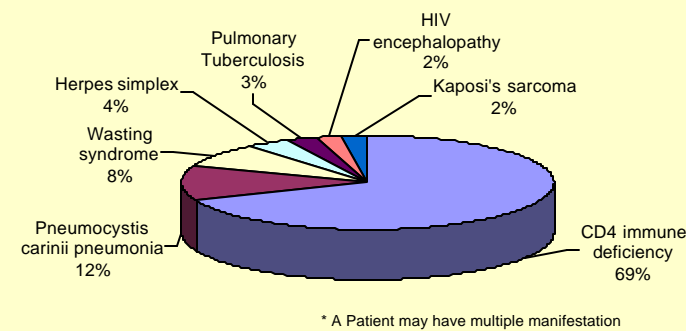
## Total Number of Reported HIV Cases, 2001

Sex	Race/Ethnicity	Age	Count
Male	White	0-9	6
		10-19	8
		20-29	55
		30-39	69
		40-49	38
Female	Black	50+	15
		Not-reported	1
		<b>Total</b>	<b>192</b>

## Total Number of Reported AIDS Cases, 2001

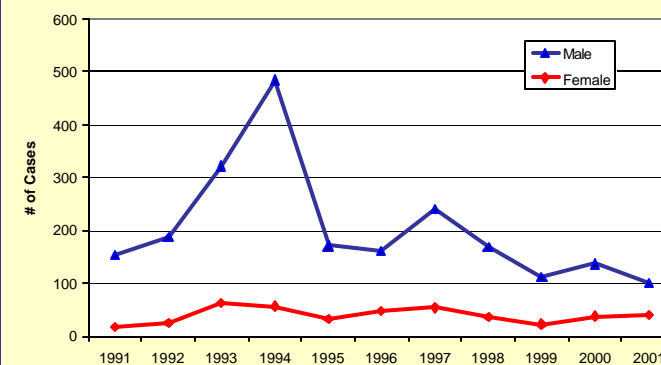
Sex	Race/Ethnicity	Age	Count
Male	White	0-9	0
		10-19	< 5
		20-29	19
		30-39	60
		40-49	43
Female	Black	50+	17
		<b>Total</b>	<b>141</b>

Major Manifested Diseases of Reported AIDS Patients

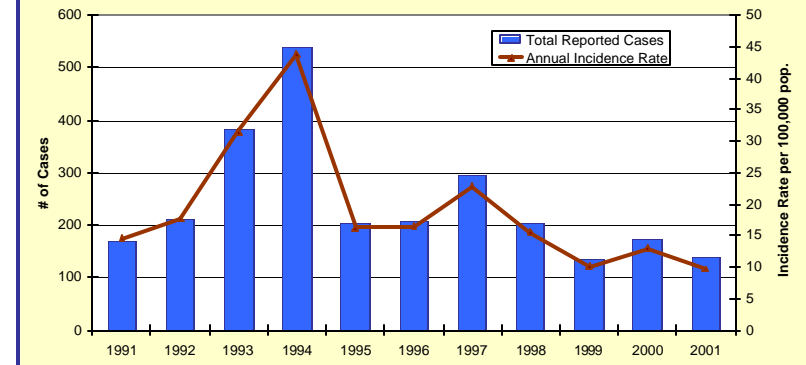


\* A Patient may have multiple manifestation

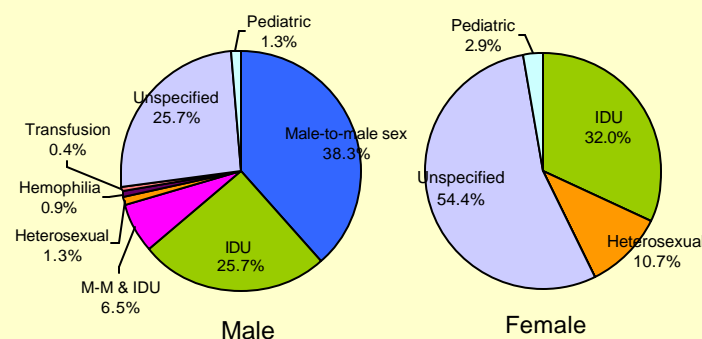
Reported AIDS Cases by Gender, 1991-2001



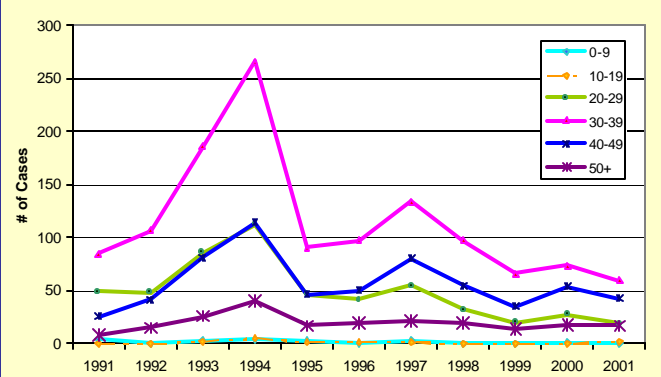
Reported AIDS Cases in Tarrant County, 1991-2001



HIV+/AIDS Cases by Modes of Transmission



Reported AIDS Cases by Age, 1991-2001



Reported AIDS Cases by Mode of Transmission, 1991-2001

