

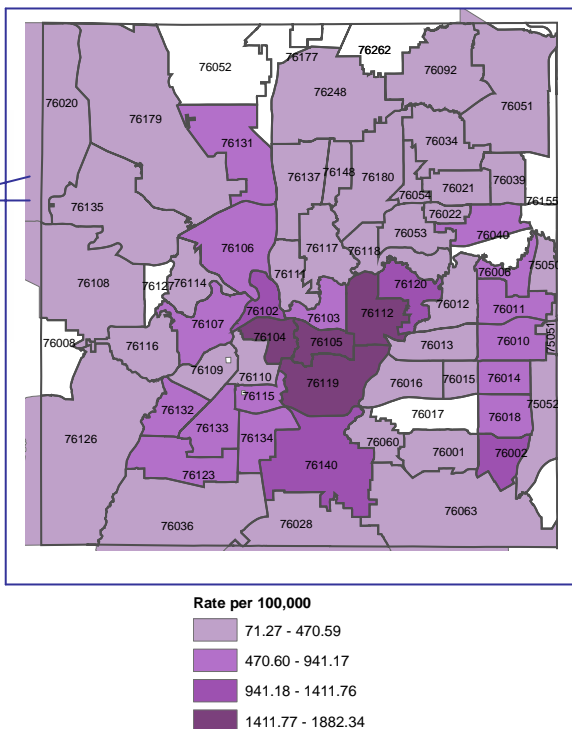
Sexually Transmitted Diseases in Tarrant County 2006

There was an increase in Chlamydia and Gonorrhea cases from 2005-2006.

	% Change
Chlamydia	5.7
Early Syphilis	-9.0
Gonorrhea	9.4



NUMBER OF REPORTED STDs* BY ZIP CODE



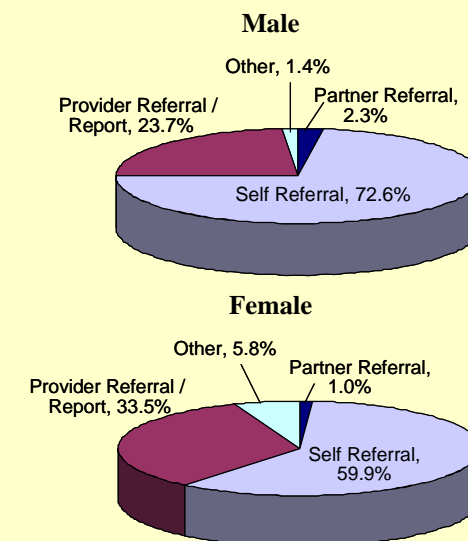
Early Syphilis Co-Infections, 2001-2006

	2001 %	2002 %	2003 %	2004 %	2005 %	2006 %
Early syphilis cases that were co-infected with gonorrhea / chlamydia	5	5	7	6	11	13
Early syphilis cases that were co-infected with HIV	3	7	4	17	7	20
Early syphilis cases that were MSM / suspected MSM	13	9	16	33	24	38
Early syphilis MSM cases that were co-infected with HIV	15	39	25	51	30	48
Co-infected early syphilis / HIV MSM cases that were previous HIV positive	50	57	67	47	92	90

MSM = Male / Male sex
Percent of cases is presented

* STDs in this map include Early Syphilis, Chlamydia, and Gonorrhea
* Rate: Incidence Rate per 100,000 population


STDs Reporting Sources



* Other includes discovery through cluster testing, prenatal testing, delivery, institutional screening, and community screening.



Tarrant County Public Health
Director: Lou K. Brewer
RN, MPH



For more information:
Epidemiology & Health Information

Phone
817.321.5350
Fax
817.321.5353
<http://health.tarrantcounty.com>

Emergency Contact
24hr Pager 817.418.1065
24hr Cell 817.994.3708

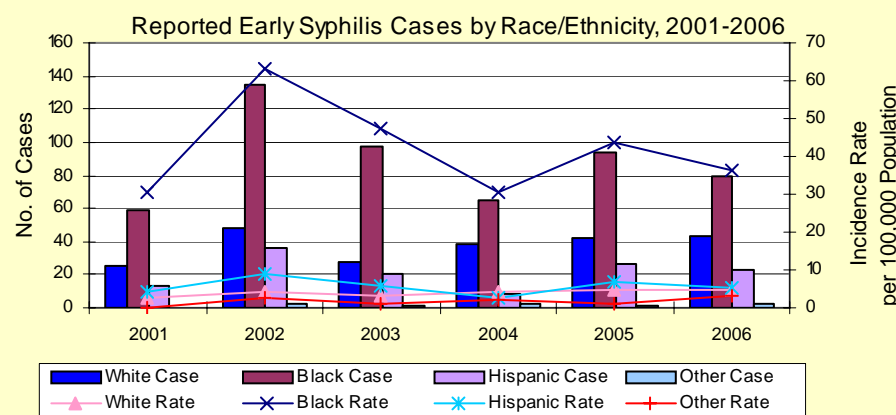
5/2007

EARLY SYPHILIS

Total Number and Rate of Early Syphilis* Cases, 2006

	Gender		Race/Ethnicity				Age	
	Cases	Rate	Cases	Rate	Cases	Rate	Cases	Rate
Male	105	12.9	White	43	4.8	0-9	0	0
Female	46	5.6	Black	80	36.3	10-19	17	7.0
			Hispanic	23	5.5	20-29	57	23.5
			Other	3	@	30-39	37	14.2
					40-54	35	9.9	
				55+	5	1.8		
Total							151	9.2

*Early Syphilis includes Primary, Secondary and Early Latent cases
Rate per 100,000 population
@ Numerator too small for rate calculation.

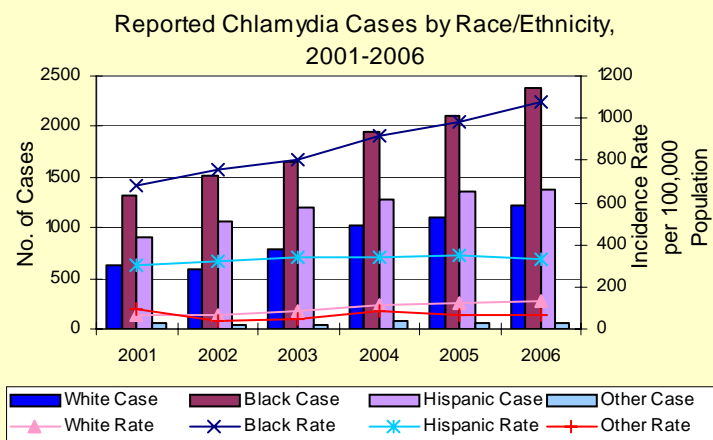


CHLAMYDIA

Total Number and Rate of Chlamydia Cases, 2006

	Gender		Race/Ethnicity				Age	
	Cases	Rate	Cases	Rate	Cases	Rate	Cases	Rate
Male	985	121.0	White	1224	135.4	0-9	9	3.5
Female	4359	530.6	Black	2378	1080.2	10-19	2071	850.3
			Hispanic	1374	329.9	20-29	2730	1125.5
			Other	67	70.4	30-39	427	163.5
					40-54	89	25.2	
				55+	19	6.8		
Total							5345	326.7

Rate per 100,000 population

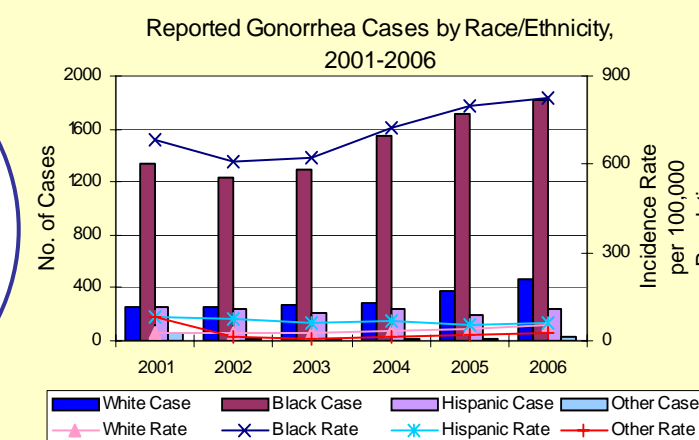


GONORRHEA

Total Number and Rate of Gonorrhea Cases, 2006

	Gender		Race/Ethnicity				Age	
	Cases	Rate	Cases	Rate	Cases	Rate	Cases	Rate
Male	1390	170.7	White	459	50.8	0-9	<3	@
Female	1295	157.6	Black	1822	827.6	10-19	855	351.0
			Hispanic	248	59.5	20-29	1262	520.3
			Other	25	26.3	30-39	337	129.0
					40-54	201	56.8	
				55+	29	10.4		
Total							2685	164.1

Rate per 100,000 population
@ Numerator too small for rate calculation



Pregnancy and STDs

The consequences of an STD are more serious for a pregnant woman and her baby.

In 2006, there were 552 pregnant women diagnosed with STDs in Tarrant County. This increased from 357 in 2005 and 353 in 2004.