

# Suicide in Tarrant County, 2000-2001

## Total Number of Reported Adult Suicide Cases, 2000-2001

Sex	Race/Ethnicity	Age Group	Count	Percentage
Male	White	22-24	12	5.7%
	Black	25-34	46	21.7%
	Hispanic	35-44	50	23.6%
	Asian	45-54	53	25.0%
	Not-reported	55-64	22	10.4%
Female	White	65-74	9	4.2%
	Black	75+	18	8.5%
	Hispanic	Not-reported	2	0.9%
	Asian	Total	212	100%

## Total Number of Reported Youth Suicide Cases, 2000-2001

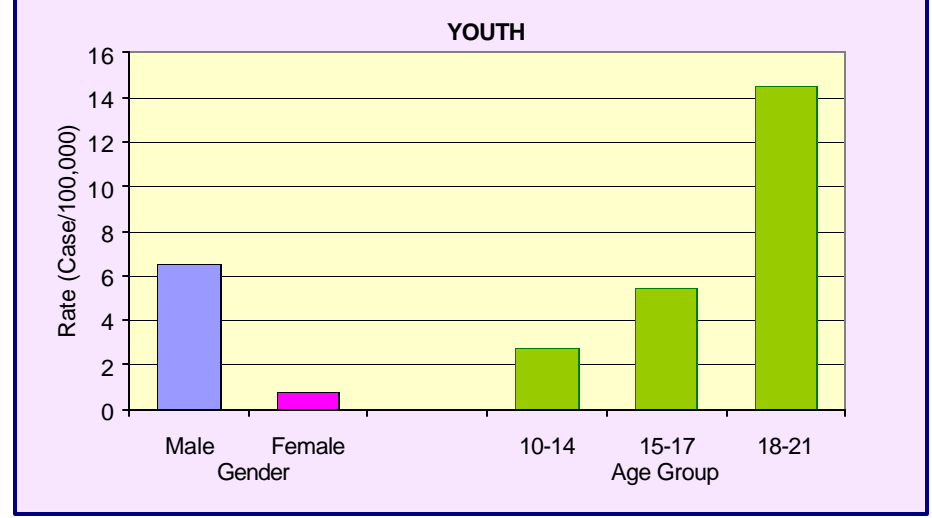
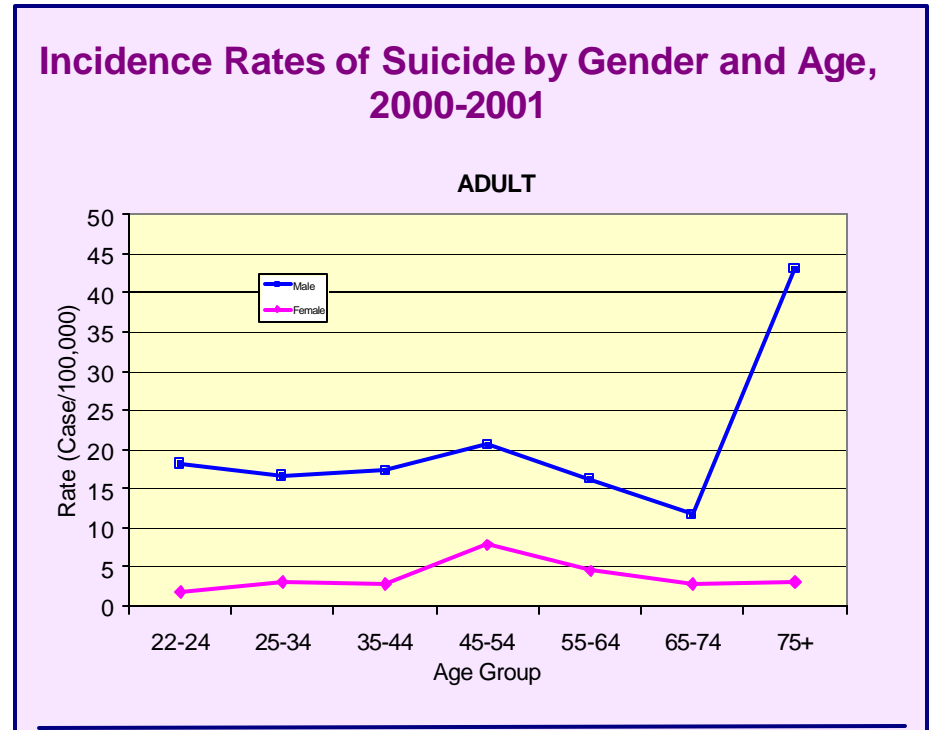
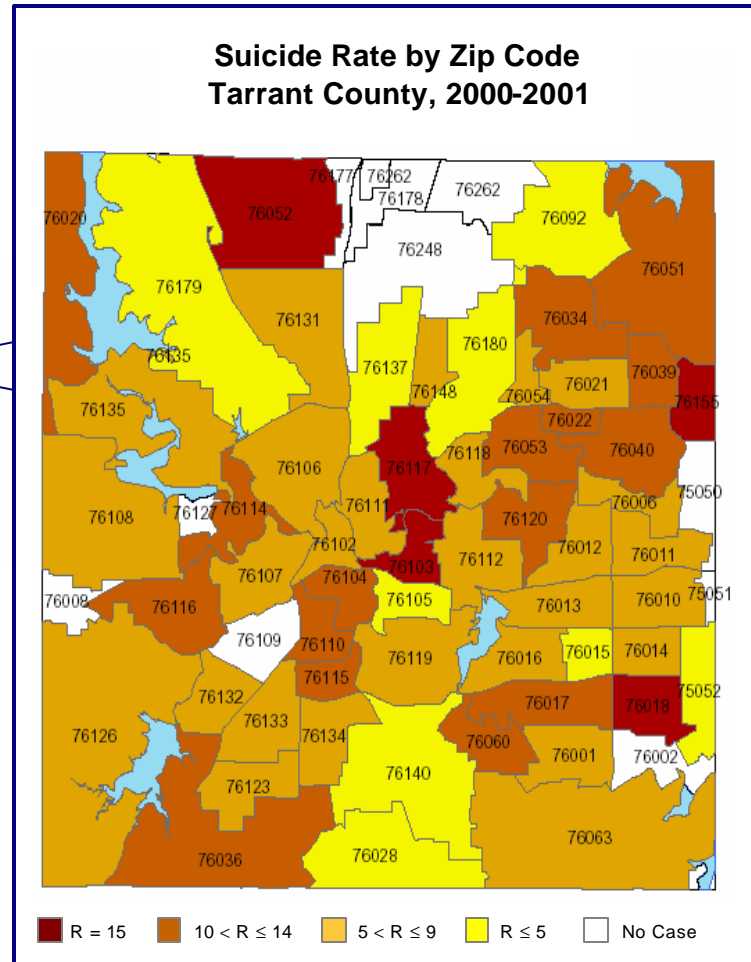
Sex	Race/Ethnicity	Age Group	Count	Percentage
Male	White	10-14	6	16.2%
	Black	15-17	7	18.9%
Female	Hispanic	18-21	24	64.9%
	Asian	< 5	< 5	< 5
Total			37	100%

@ Less than five cases

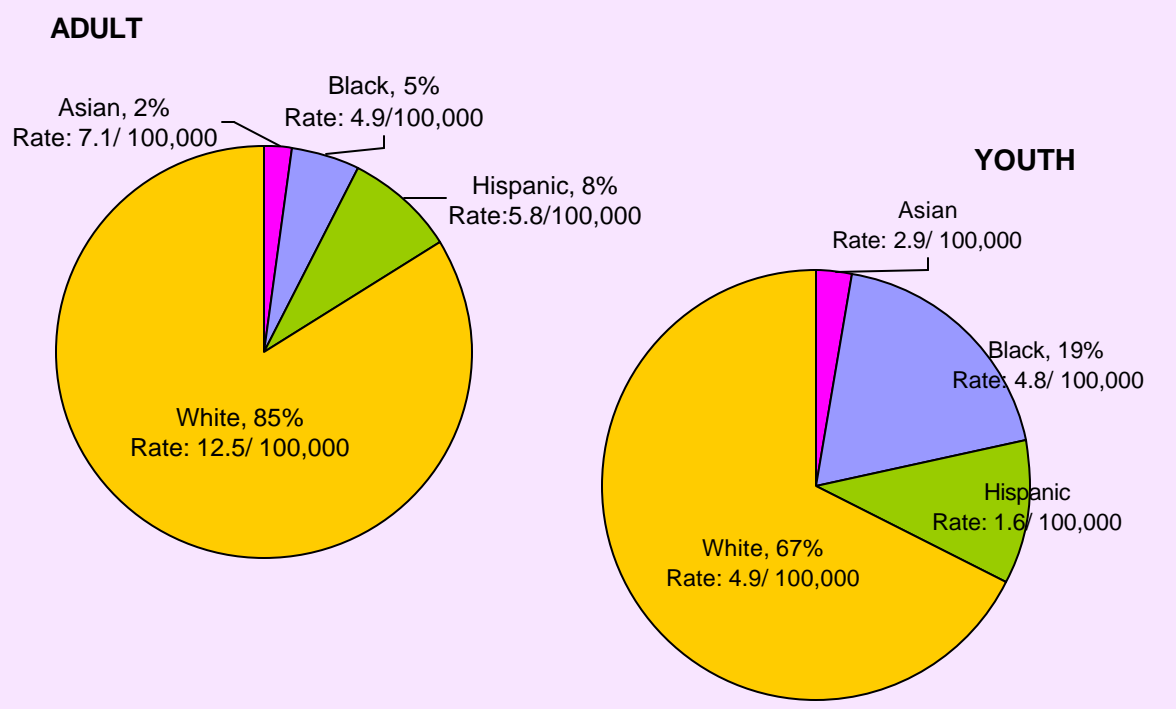
Every week more than two people committed suicide in Tarrant County during the years of 2000 and 2001.

Suicide is the third leading cause of death among youth (21 yrs & under) and the ninth among adults (22 yrs & over) in Tarrant County.

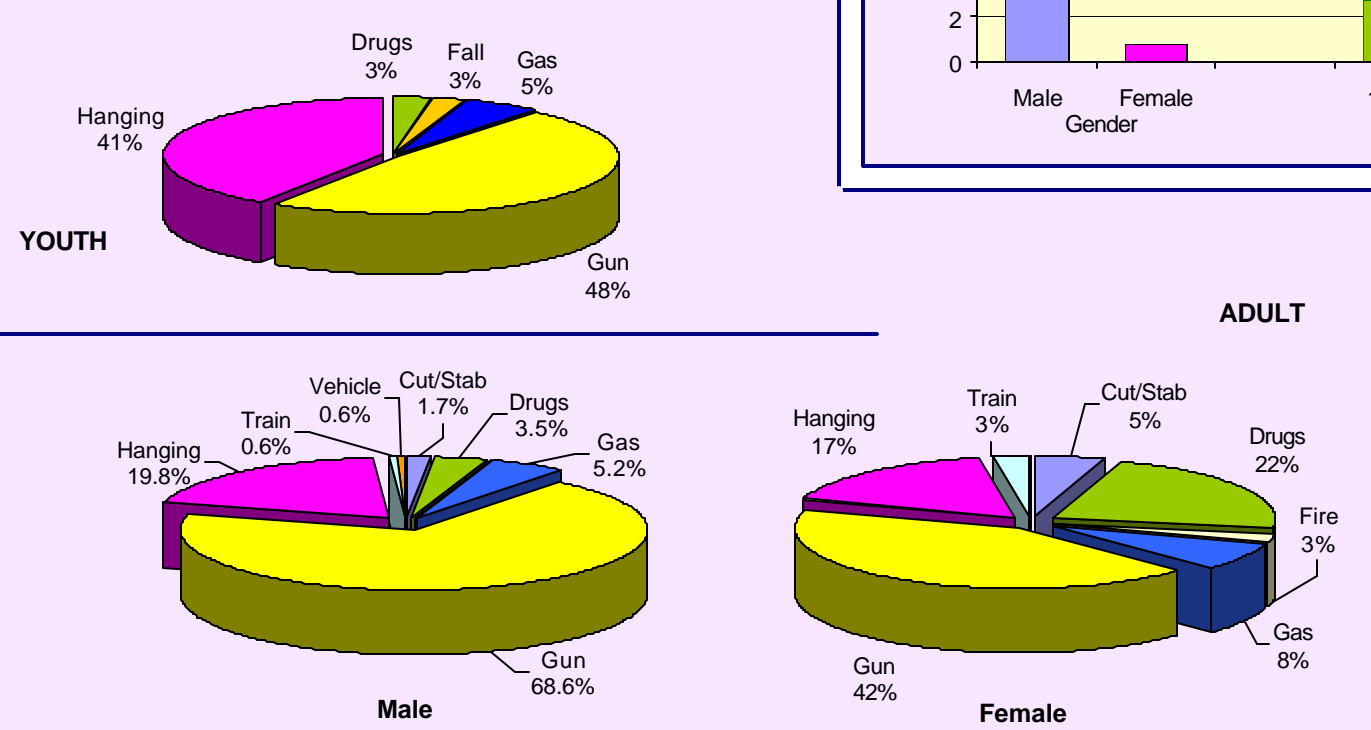
\* Total Number of Reported Suicides in Tarrant County: 249 cases  
 Rate = (# of new cases/population) x 100,000  
 Data Source: TC, Office of Medical Examiner & MHATC




## Suicide by Race/Ethnicity, 2000-2001



## Modes of Suicide, 2000-2001



Tarrant County  
 Public Health Department  
 Director: Lou K. Brewer, RN, MPH



For more information:  
 Epidemiology and Health Information  
 Phone  
 English: 817.871.7279  
 Español: 817.871.7500  
 Fax  
 817.212.2513  
<http://health.tarrantcounty.com>