



SEXUALLY TRANSMITTED DISEASES IN TARRANT COUNTY, 2001-2008

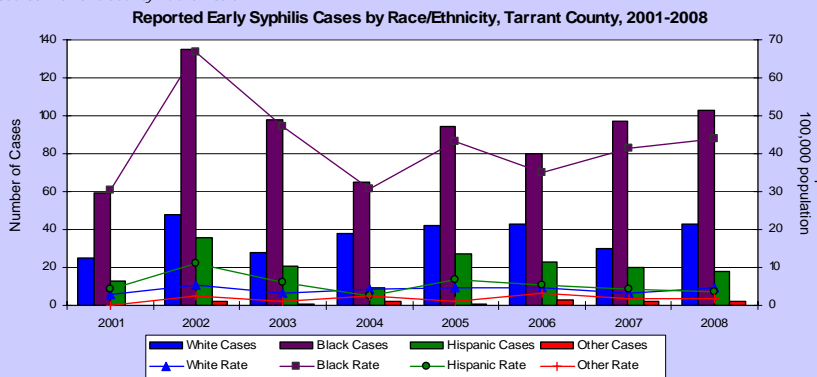


EARLY SYPHILIS

Total Number and Rate of Early Syphilis Cases† Tarrant County, 2008

Gender	Race/Ethnicity		Age Group	
	Cases	Rate	Cases	Rate
Male	101	11.6	White 43	4.8
Female	65	7.5	Black 103	44.1
			Hispanic 18	3.7
			Other <10	@
			0 to 9	0
			10 to 19	11
			20 to 29	74
			30 to 39	45
			40 to 54	29
			55 and older	<10
Total			166	9.5

†Early syphilis includes primary, secondary, and early latent cases
 Rate per 100,000 population
 @ Numerator too small for rate calculation
 Data source: Tarrant County Public Health



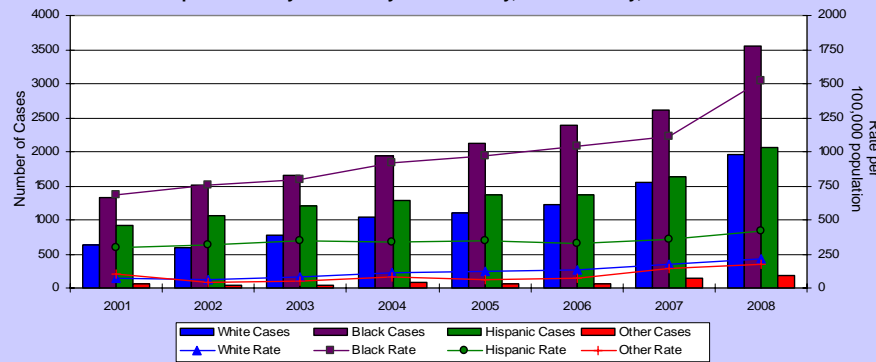
CHLAMYDIA

Total Number and Rate of Chlamydia Cases Tarrant County, 2008

Gender	Race/Ethnicity		Age Group	
	Cases	Rate	Cases	Rate
Male	1,935	221.8	White 1,958	216.9
Female	5,861	676.9	Black 3,552	1,520.8
			Hispanic 2,059	421.5
			Other 193	169.7
			0 to 9	10
			10 to 19	2,837
			20 to 29	4,070
			30 to 39	686
			40 to 54	177
			55 and older	15
Total			7,797	448.6

Rate per 100,000 population
 Data source: Tarrant County Public Health

Reported Chlamydia Cases by Race/Ethnicity, Tarrant County, 2001-2008



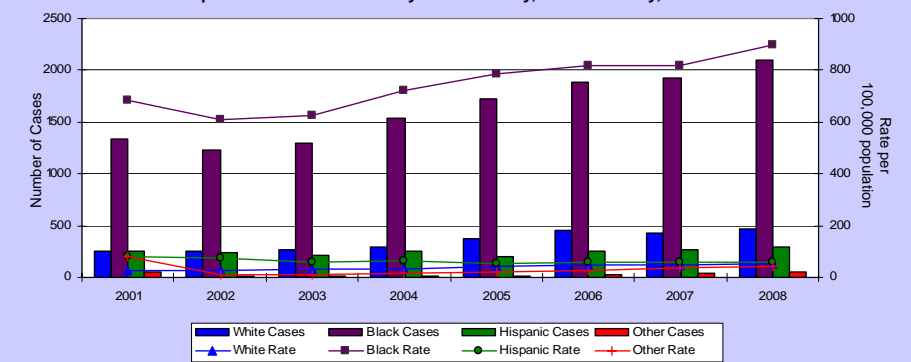
GONORRHEA

Total Number and Rate of Gonorrhea Cases Tarrant County, 2008

Gender	Race/Ethnicity		Age Group	
	Cases	Rate	Cases	Rate
Male	1,388	159.1	White 462	51.2
Female	1,513	174.7	Black 2,095	897.0
			Hispanic 289	59.2
			Other 47	41.3
			0 to 9	<10
			10 to 19	889
			20 to 29	1,450
			30 to 39	346
			40 to 54	176
			55 and older	36
Total			2,901	166.9

Rate per 100,000 population
 @ Numerator too small for rate calculation
 Data source: Tarrant County Public Health

Reported Gonorrhea Cases by Race/Ethnicity, Tarrant County, 2001-2008



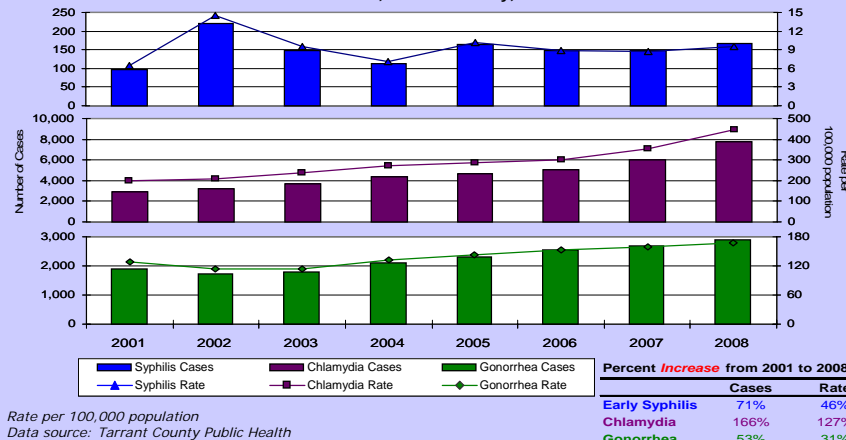
RATE OF REPORTED STDs BY ZIP CODE, TARRANT COUNTY, 2008



Legend
 Rate per 100,000
 64.90 - 599.62
 599.63 - 1199.25
 1199.26 - 1798.87
 1798.88 - 2398.49
 No or suppressed cases
 Water
 County boundary
 Note: STDs included are Early Syphilis, Chlamydia, and Gonorrhea
 These data were prepared by Tarrant County Public Health for its use, and may be revised any time, without notification. Tarrant County Public Health does not guarantee the correctness or accuracy of any features on this map. Tarrant County assumes no responsibility, in connection therewith. Said data should not be edited by anyone other than designated personnel, or through written approval by GIS Manager. These data are for informational purposes only and should not create liability on the part of Tarrant County Government, any officer and/or employees thereof.

TRENDS IN SEXUALLY TRANSMITTED DISEASES

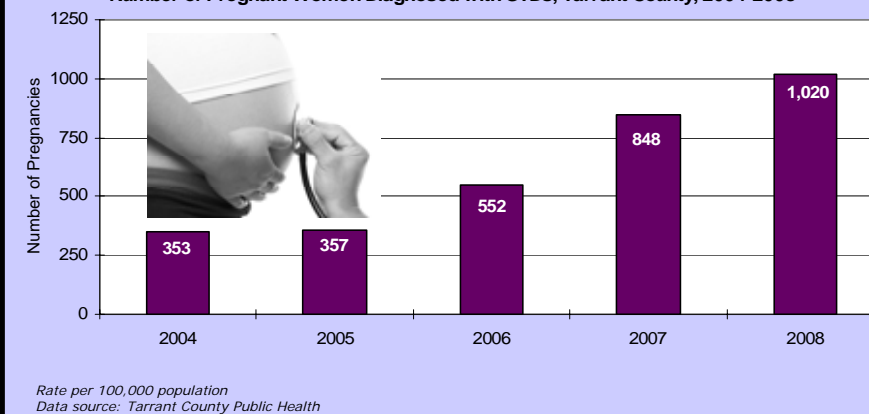
Trends in STDs, Tarrant County, 2001-2008



Rate per 100,000 population
 Data source: Tarrant County Public Health

PREGNANCY AND STDs

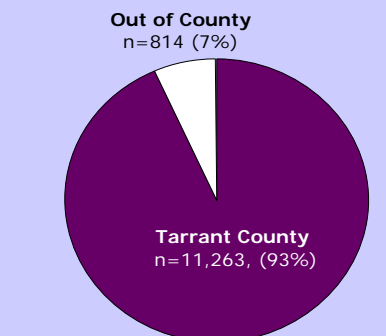
Number of Pregnant Women Diagnosed with STDs, Tarrant County, 2004-2008



Rate per 100,000 population
 Data source: Tarrant County Public Health

CASE MANAGEMENT, 2008

12,077 cases reported in 2008
 across 47 different counties



Data source: Tarrant County Public Health

EARLY SYPHILIS CO-INFECTIONS, 2001-2008

	2001	2002	2003	2004	2005	2006	2007	2008
Early syphilis cases that were co-infected with gonorrhea / chlamydia	5	5	7	6	11	13	6	11
Early syphilis cases that were co-infected with HIV	3	7	4	17	7	20	6	4

Percent of cases is presented
 Data source: Tarrant County Public Health

The consequences of an STD are **more serious** for a pregnant woman and her baby.
 The number of pregnant women diagnosed with STDs in Tarrant County **increased 189% from 2004 to 2008.**

For questions or more information, please contact the **Division of Adult Health Services at Tarrant County Public Health (817) 321-4800.**