

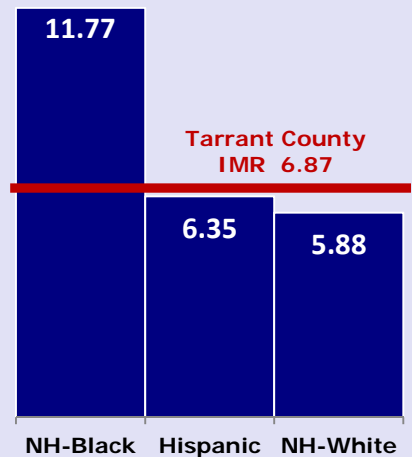
INFANT MORTALITY IN TARRANT COUNTY

2012 Summary

Local, State, & National Infant Mortality Rate, 2012



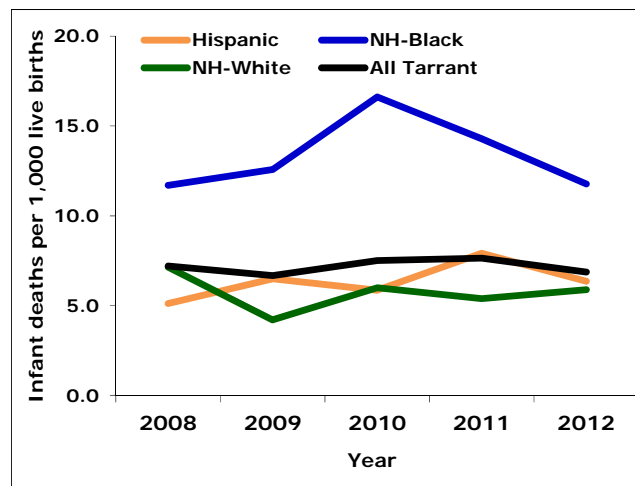
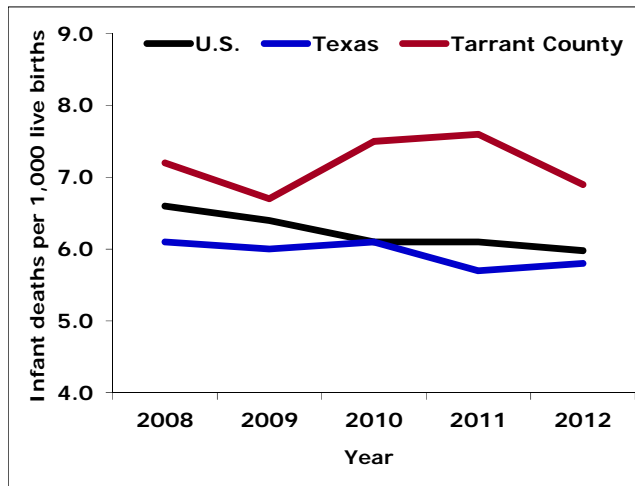
Tarrant County IMR by Race/Ethnicity, 2012



IN TARRANT COUNTY FROM 2010 TO 2012, THE INFANT MORTALITY RATE AMONG **NON-HISPANIC BLACK INFANTS DECREASED 29.2%.**

IN 2012, TARRANT COUNTY HAD THE **HIGHEST INFANT MORTALITY RATE** AMONG TEXAS COUNTIES WITH 10,000 OR MORE LIVE BIRTHS

County	2012 IMR
Tarrant	6.87
Bexar	6.62
Dallas	6.53
Harris	5.97
Hidalgo	5.15
Travis	4.49
El Paso	4.47
Collin	3.67



IMR = Infant Mortality Rate = number of infant deaths per 1,000 live births
 NH = Non-Hispanic
 Data source: Texas Department of State Health Services
 Data provided by: Division of Epidemiology and Health Information, Tarrant County Public Health



Tarrant County Public Health
 1101 S. Main Street
 Fort Worth, TX 76104
 (817) 321-5350
www.tarrantcounty.com/ehealth