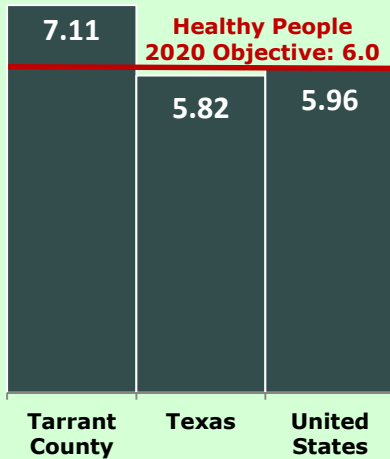


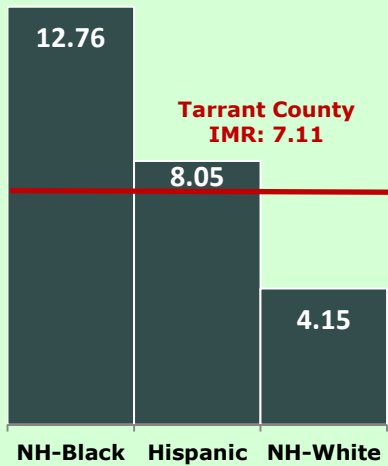
INFANT MORTALITY IN TARRANT COUNTY

2013 Summary

Local, State, & National Infant Mortality Rate, 2013



Tarrant County IMR by Race/Ethnicity, 2013



IN TARRANT COUNTY FROM 2010 TO 2013, THE INFANT MORTALITY RATE AMONG NON-HISPANIC BLACK INFANTS **DECREASED 23.2%**.

IN 2013, TARRANT COUNTY HAD THE **HIGHEST INFANT MORTALITY RATE** AMONG TEXAS COUNTIES WITH 10,000 OR MORE LIVE BIRTHS

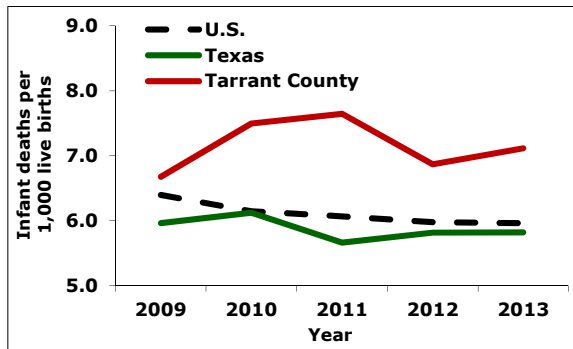
Countries with 10,000+ live births

County	2013 IMR	Percent Change from 2012
Tarrant	7.11	3.49
Harris	6.77	13.40
Dallas	6.62	1.38
Bexar	6.04	-8.76
Hidalgo	5.11	-0.78
El Paso	4.64	3.80
Collin	3.96	7.90
Travis	3.82	-14.92
Texas = 5.82		

Cities with 5,000+ live births

City	2013 IMR	Percent Change from 2012
Fort Worth	8.59	10.98
Dallas	7.18	1.13
Houston	6.93	12.68
San Antonio	6.54	-7.10
Arlington	4.91	-24.11
El Paso	4.58	2.69
Austin	4.20	-7.08
Laredo	3.86	-36.09
Texas = 5.82		

30 FEWER INFANT DEATHS A YEAR WOULD LOWER THE TARRANT COUNTY IMR TO THE HEALTHY PEOPLE 2020 OBJECTIVE OF 6.0

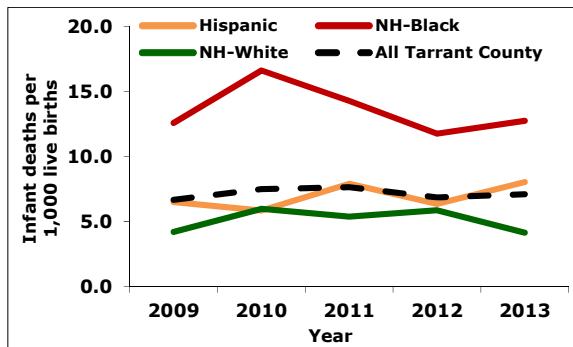


IMR = Infant Mortality Rate = number of infant deaths per 1,000 live births

NH = Non-Hispanic

Data source: Texas Department of State Health Services

Analyses conducted by: Division of Epidemiology and Health Information, Tarrant County Public Health



1101 S. MAIN STREET
FORT WORTH, TEXAS 76104
(817) 321-4700
[HTTP://HEALTH.TARRANTCOUNTY.COM](http://health.tarrantcounty.com)
TARRANT COUNTY PUBLIC HEALTH

