

2020 Tax Rate Calculation Notice

Taxing Unit Name: Town of Flower Mound

Attached are the following documents:

No New Revenue and Voter Approval Tax Rate Worksheets
Tax Rate Recap
Notice of Tax Rates (required to be posted on taxing unit website)

Approving No New Revenue Rate of 0.426512/\$100

Voter Approval Rate of 0.451415/\$100

(if applicable) Di Minimis Rate of _____

Please review these documents carefully and notify our office of any changes that need to be made. If any changes are made, our office will send out new documents including the revisions. Once you are satisfied that the calculation is correct, please sign this document stating that you approve the calculation worksheet that is attached to this document.

If our office is handling the Tax Rate Calculation Publication for your taxing unit, your proposed rate will determine which Notice of Public Hearing will need to be published in the newspaper and online.

Proposed Tax Rate must be provided as it is required to be listed on this year's publication. Please let me know if you have any questions.

Proposed M&O 0.347797/\$100 (Maintenance & Operation Rate)

Proposed I&S 0.088703/\$100 (Interest & Sinking or Debt Rate)

Proposed Total Rate 0.436500/\$100

As a representative of Town of Flower Mound, I approve the Tax Rate Calculation and have provided the proposed tax rate for the taxing entity listed above.

Debra L. Wallace
Printed name

08/03/2020
Date



Signature

08/03/2020
Date

2020 Tax Rate Calculation Worksheet

TOWN OF FLOWER MOUND

No-New-Revenue Tax Rate

The NNR tax rate enables the public to evaluate the relationship between taxes for the prior year and for the current year based on a tax rate that would produce the same amount of taxes (no new taxes) if applied to the same properties that are taxed in both years. When appraisal values increase, the NNR tax rate should decrease.

The NNR tax rate for a county is the sum of the NNR tax rates calculated for each type of tax the county levies.

While uncommon, it is possible for a taxing unit to provide an exemption for only maintenance and operations taxes. In this case, the taxing unit will need to calculate the NNR tax rate separately for the maintenance and operations tax and the debt tax, then add the two components together.

1.	2019 total taxable value. Enter the amount of 2019 taxable value on the 2019 tax roll today. Include any adjustments since last year's certification; exclude Tax Code Section 25.25(d) one-fourth and one-third over-appraisal corrections from these adjustments. Exclude any property value subject to an appeal under Chapter 42 as of July 25 (will add undisputed value in Line 6). This total includes the taxable value of homesteads with tax ceilings (will deduct in Line 2) and the captured value for tax increment financing (will deduct taxes in Line 17). ¹	\$11,991,433,739
2.	2019 tax ceilings. Counties, Cities and Junior College Districts. Enter 2019 total taxable value of homesteads with tax ceilings. These include the homesteads of homeowners age 65 or older or disabled. Other units enter "0" If your taxing units adopted the tax ceiling provision in 2019 or prior year for homeowners age 65 or older or disabled, use this step. ²	\$0
3.	Preliminary 2019 adjusted taxable value. Subtract line 2 from line 1.	\$11,991,433,739
4.	2019 total adopted tax rate.	\$0.436500/\$100
5.	2019 taxable value lost because court appeals of ARB decisions reduced 2019 appraised value. A. Original 2019 ARB values: \$834,428,861 B. 2019 values resulting from final court decisions: - \$744,235,417 C. 2019 value loss. Subtract B from A. ³	\$90,193,444
6.	2019 taxable value subject to an appeal under Chapter 42, as of July 25. A. 2019 ARB certified value: \$0 B. 2019 disputed value: - \$0 C. 2019 undisputed value. Subtract B from A. ⁴	\$0
7.	2019 Chapter 42 related adjusted values. Add line 5 and line 6.	\$90,193,444
8.	2019 taxable value, adjusted for actual and potential court-ordered adjustments. Add line 3 and line 7.	\$12,081,627,183

1 Tex. Tax Code § 26.012(14)

2 Tex. Tax Code § 26.012(14)

3 Tex. Tax Code § 26.012(13)

2020 Tax Rate Calculation Worksheet

TOWN OF FLOWER MOUND

No-New-Revenue Tax Rate (continued)

9.	2019 taxable value of property in territory the taxing unit deannexed after January 1, 2019. Enter the 2019 value of property in deannexed territory. ⁵	\$0
10.	2019 taxable value lost because property first qualified for an exemption in 2020. If the taxing unit increased an original exemption, use the difference between the original exempted amount and the increased exempted amount. Do not include value lost due to freeport, goods-in-transit, temporary disaster exemptions. Note that lowering the amount or percentage of an existing exemption in 2020 does not create a new exemption or reduce taxable value. A. Absolute exemptions. Use 2019 market value: \$836,558 B. Partial exemptions. 2020 exemption amount or 2020 percentage exemption times 2019 value: + \$142,397,438 C. Value loss. Add A and B. ⁶	\$143,233,996
11.	2019 taxable value lost because property first qualified for agricultural appraisal (1-d or 1-d-1), timber appraisal, recreational/scenic appraisal or public access airport special appraisal in 2020. Use only those properties that first qualified in 2020; do not use properties that qualified in 2019. A. 2019 market value: \$511,784 B. 2020 productivity or special appraised value: - \$141 C. Value loss. Subtract B from A. ⁷	\$511,643
12.	Total adjustments for lost value. Add lines 9, 10C and 11C.	\$143,745,639
13.	Adjusted 2019 taxable value. Subtract line 12 from line 8.	\$11,937,881,544
14.	Adjusted 2019 total levy. Multiply line 4 by line 13 and divide by \$100.	\$52,108,852
15.	Taxes refunded for years preceding tax year 2019. Enter the amount of taxes refunded by the taxing unit for tax years preceding tax year 2019. Types of refunds include court decisions, Tax Code § 25.25(b) and (c) corrections and Tax Code § 31.11 payment errors. Do not include refunds for tax year 2019. This line applies only to tax years preceding tax year 2019. ⁸	\$72,607
16.	Taxes in tax increment financing (TIF) for tax year 2019. Enter the amount of taxes paid into the tax increment fund for a reinvestment zone as agreed by the taxing unit. If the unit has no 2020 captured appraised value in Line 18D, enter "0". ⁹	\$4,526,986
17.	Adjusted 2019 levy with refunds and TIF adjustment. Add lines 14 and 15, subtract line 16. ¹⁰	\$47,654,473

5 Tex. Tax Code § 26.012(15)

6 Tex. Tax Code § 26.012(15)

7 Tex. Tax Code § 26.012(15)

8 Tex. Tax Code § 26.012(13)

9 Tex. Tax Code § 26.03(c)

10 Tex. Tax Code § 26.012(13)

2020 Tax Rate Calculation Worksheet

TOWN OF FLOWER MOUND

No-New-Revenue Tax Rate (continued)

18.	<p>Total 2020 taxable value on the 2020 certified appraisal roll today. This value includes only certified values or certified estimate of values and includes the total taxable value of homesteads with tax ceilings (will deduct in line 20). These homesteads includes homeowners age 65 or older or disabled.¹¹</p> <p>A. Certified values: \$8,906,669,860</p> <p>B. Counties: Include railroad rolling stock values certified by the Comptroller's office: + \$0</p> <p>C. Pollution control and energy storage system exemption: Deduct the value of property exempted for the current tax year for the first time as pollution control or energy storage system property: - \$0</p> <p>D. Tax increment financing: Deduct the 2020 captured appraised value of property taxable by a taxing unit in a tax increment financing zone for which the 2020 taxes will be deposited into the tax increment fund. Do not include any new property value that will be included in line 23 below.¹² - \$1,085,310,444</p> <p>E. Total 2020 value. Add A and B, then subtract C and D. \$7,821,359,416</p>	
19.	<p>Total value of properties under protest or not included on certified appraisal roll.¹³</p> <p>A. 2020 taxable value of properties under protest. The chief appraiser certifies a list of properties still under ARB protest. The list shows the appraisal district's value and the taxpayer's claimed value, if any or an estimate of the value if the taxpayer wins. For each of the properties under protest, use the lowest of these values. Enter the total value.¹⁴ \$3,626,363,404</p> <p>B. 2020 value of properties not under protest or included on certified appraisal roll. The chief appraiser gives taxing units a list of those taxable properties that the chief appraiser knows about but are not included at appraisal roll certification. These properties also are not on the list of properties that are still under protest. On this list of properties, the chief appraiser includes the market value, appraised value and exemptions for the preceding year and a reasonable estimate of the market value, appraised value and exemptions for the current year. Use the lower market, appraised or taxable value (as appropriate). Enter the total value of property not on the certified roll.¹⁵ + \$5,462,471</p>	

11 Tex. Tax Code § 26.12, 26.04(c-2)

12 Tex. Tax Code § 26.03(c)

13 Tex. Tax Code § 26.01(c) and (d)

14 Tex. Tax Code § 26.01(c)

15 Tex. Tax Code § 26.01(d)

2020 Tax Rate Calculation Worksheet

TOWN OF FLOWER MOUND

No-New-Revenue Tax Rate (concluded)

19. (cont.)	C. Total value under protest or not certified. Add A and B.	\$3,631,825,875
20.	2020 tax ceilings. Counties, cities and junior colleges enter 2020 total taxable value of homesteads with tax ceilings. These include the homesteads of homeowners age 65 or older or disabled. Other taxing units enter "0". If your taxing units adopted the tax ceiling provision in 2019 or a prior year for homeowners age 65 or older or disabled, use this step. ¹⁶	\$0
21.	2020 total taxable value. Add lines 18E and 19C. Subtract line 20. ¹⁷	\$11,453,185,291
22.	Total 2020 taxable value of properties in territory annexed after January 1, 2019. Include both real and personal property. Enter the 2020 value of property in territory annexed. ¹⁸	\$0
23.	Total 2020 taxable value of new improvements and new personal property located in new improvements. New means the item was not on the appraisal roll in 2019. An improvement is a building, structure, fixture or fence erected on or affixed to land. New additions to existing improvements may be included if the appraised value can be determined. New personal property in a new improvement must have been brought into the taxing unit after January 1, 2019 and be located in a new improvement. New improvements do include property on which a tax abatement agreement has expired for 2020. ¹⁹	\$280,133,948
24.	Total adjustments to the 2020 taxable value. Add lines 22 and 23.	\$280,133,948
25.	Adjusted 2020 taxable value. Subtract line 24 from line 21.	\$11,173,051,343
26.	2020 NNR tax rate. Divide line 17 by line 25 and multiply by \$100. ²⁰	\$0.426512/\$100
27.	COUNTIES ONLY. Add together the NNR tax rates for each type of tax the county levies. The total is the 2020 county NNR tax rate. ²¹	\$/\$100

16 Tex. Tax Code § 26.012(6)(B)

17 Tex. Tax Code § 26.012(6)

18 Tex. Tax Code § 26.012(17)

19 Tex. Tax Code § 26.012(17)

20 Tex. Tax Code § 26.04(c)

21 Tex. Tax Code § 26.04(d)

2020 Tax Rate Calculation Worksheet

TOWN OF FLOWER MOUND

Voter-Approval Tax Rate

The voter-approval tax rate is the highest tax rate that a taxing unit may adopt without holding an election to seek voter approval of the rate. The voter-approval tax rate is split into two separate rates:

1. **Maintenance and Operations (M&O) Tax Rate:** The M&O portion is the tax rate that is needed to raise the same amount of taxes that the taxing unit levied in the prior year plus the applicable percentage allowed by law. This rate accounts for such things as salaries, utilities and day-to-day operations.
2. **Debt Rate:** The debt rate includes the debt service necessary to pay the taxing unit's debt payments in the coming year. This rate accounts for principal and interest on bonds and other debt secured by property tax revenue.

The voter-approval tax rate for a county is the sum of the voter-approval tax rates calculated for each type of tax the county levies. In most cases the voter-approval tax rate exceeds the no-new-revenue tax rate, but occasionally decreases in a taxing unit's debt service will cause the NNR tax rate to be higher than the voter-approval tax rate.

28.	2019 M&O tax rate. Enter the 2019 M&O tax rate.	\$0.354008/\$100
29.	2019 taxable value, adjusted for actual and potential court-ordered adjustments. Enter the amount in line 8 of the <i>No-New-Revenue Tax Rate Worksheet</i> .	\$12,081,627,183
30.	Total 2019 M&O levy. Multiply line 28 by line 29 and divide by \$100.	\$42,769,926
31.	Adjusted 2019 levy for calculating NNR M&O taxes. Add line 31E to line 30. A. 2019 sales tax specifically to reduce property taxes. For cities, counties and hospital districts, enter the amount of additional sales tax collected and spent on M&O expenses in 2019, if any. Other taxing units, enter 0. Counties must exclude any amount that was spent for economic development grants from the amount of sales tax spent. B. M&O taxes refunded for years preceding tax year 2019: Enter the amount of M&O taxes refunded in the preceding year for taxes before that year. Types of refunds include court decisions, Tax Code Section 25.25(b) and (c) corrections and Tax Code Section 31.11 payment errors. Do not include refunds for tax year 2019. This line applies only to tax years preceding tax year 2019. C. 2019 taxes in TIF.: Enter the amount of taxes paid into the tax increment fund for a reinvestment zone as agreed by the taxing unit. If the taxing unit has no 2019 captured appraised value in Line 18D, enter 0.	\$0 + \$57,224 - \$3,671,453

2020 Tax Rate Calculation Worksheet
TOWN OF FLOWER MOUND

Voter-Approval Tax Rate (continued)

31. (cont.)	<p>D. 2019 transferred function.: If discontinuing all of a department, function or activity and transferring it to another taxing unit by written contract, enter the amount spent by the taxing unit discontinuing the function in the 12 months preceding the month of this calculation. If the taxing unit did not operate this function for this 12-month period, use the amount spent in the last full fiscal year in which the taxing unit operated the function. The taxing unit discontinuing the function will subtract this amount in E below. The taxing unit receiving the function will add this amount in E below. Other taxing units enter 0.</p> <p style="text-align: right;">+/- \$0</p> <p>E. 2019 M&O levy adjustments.: Add A and B, then subtract C. For taxing unit with D, subtract if discontinuing function and add if receiving function.</p> <p style="text-align: right;">\$-3,614,229</p>	
32.	Adjusted 2020 taxable value. Enter the amount in line 25 of the <i>No-New-Revenue Tax Rate Worksheet</i> .	\$11,173,051,343
33.	2020 NNR M&O rate. (unadjusted) Divide line 31 by line 32 and multiply by \$100.	\$0.350447/\$100
34.	<p>Rate adjustment for state criminal justice mandate.²³ Enter the rate calculated in C. If not applicable, enter 0.</p> <p>A. 2020 state criminal justice mandate. Enter the amount spent by a county in the previous 12 months providing for the maintenance and operation cost of keeping inmates in county-paid facilities after they have been sentenced. Do not include any state reimbursement received by the county for the same purpose.</p> <p style="text-align: right;">\$0</p> <p>B. 2019 criminal justice mandate. Enter the amount spent by a county in the 12 months prior to the previous 12 months providing for the maintenance and operation cost of keeping inmates in county-paid facilities after they have been sentenced. Do not include any state reimbursement received by the county for the same purpose. Enter zero if this is the first time the mandate applies.</p> <p style="text-align: right;">\$0</p> <p>C. Subtract B from A and divide by line 32 and multiply by \$100.</p> <p style="text-align: right;">\$0/\$100</p>	\$0/\$100

22 [Reserved for expansion]

23 Tex. Tax Code § 26.044

2020 Tax Rate Calculation Worksheet
TOWN OF FLOWER MOUND

Voter-Approval Tax Rate (continued)

35.	<p>Rate adjustment for indigent health care expenditures.²⁴ Enter the rate calculated in C. If not applicable, enter 0.</p> <p>A. 2020 indigent health care expenditures. Enter the amount paid by a taxing unit providing for the maintenance and operation cost of providing indigent health care for the period beginning on July 1, 2019 and ending on June 30, 2020, less any state assistance received for the same purpose.</p> <p style="text-align: right;">\$0</p> <p>B. 2019 indigent health care expenditures. Enter the amount paid by a taxing unit providing for the maintenance and operation cost of providing indigent health care for the period beginning on July 1, 2018 and ending on June 30, 2019, less any state assistance received for the same purpose.</p> <p style="text-align: right;">\$0</p> <p>C. Subtract B from A and divide by line 32 and multiply by \$100.</p> <p style="text-align: right;">\$0/\$100</p>	\$0/\$100
36.	<p>Rate adjustment for county indigent defense compensation.²⁵ Enter the lessor of C and D. If not applicable, enter 0.</p> <p>A. 2020 indigent defense compensation expenditures. Enter the amount paid by a county to provide appointed counsel for indigent individuals for the period beginning on July 1, 2019 and ending on June 30, 2020, less any state grants received by the county for the same purpose.</p> <p style="text-align: right;">\$0</p> <p>B. 2019 indigent defense compensation expenditures. Enter the amount paid by a county to provide appointed counsel for indigent individuals for the period beginning on July 1, 2018 and ending on June 30, 2019, less any state grants received by the county for the same purpose.</p> <p style="text-align: right;">\$0</p> <p>C. Subtract B from A and divide by line 32 and multiply by \$100.</p> <p style="text-align: right;">\$0/\$100</p> <p>D. Multiply B by 0.05 and divide by line 32 and multiply by \$100.</p> <p style="text-align: right;">\$0/\$100</p>	\$0/\$100

24 Tex. Tax Code § 26.0442

25 Tex. Tax Code § 26.0442

2020 Tax Rate Calculation Worksheet
TOWN OF FLOWER MOUND

Voter-Approval Tax Rate (continued)

37.	<p>Rate adjustment for county hospital expenditures.²⁶ Enter the lessor of C and D, if applicable. If not applicable, enter 0.</p> <p>A. 2020 eligible county hospital expenditures. Enter the amount paid by the county or municipality to maintain and operate an eligible county hospital for the period beginning on July 1, 2019 and ending on June 30, 2020</p> <p style="text-align: right;">\$0</p> <p>B. 2019 eligible county hospital expenditures. Enter the amount paid by the county or municipality to maintain and operate an eligible county hospital for the period beginning on July 1, 2018 and ending on June 30, 2019.</p> <p style="text-align: right;">\$0</p> <p>C. Subtract B from A and divide by line 32 and multiply by \$100.</p> <p style="text-align: right;">\$0/\$100</p> <p>D. Multiply B by 0.08 and divide by line 32 and multiply by \$100.</p> <p style="text-align: right;">\$0/\$100</p>	\$0/\$100
38.	<p>Adjusted 2020 NNR M&O rate. Add lines 33, 34, 35, 36, and 37.</p>	\$0.350447/\$100
39.	<p>2020 voter-approval M&O rate. Enter the rate as calculated by the appropriate scenario below.</p> <p>Special Taxing Unit. If the taxing unit qualifies as a special taxing unit, multiply line 38 by 1.08.</p> <p>Other Taxing Unit. If the taxing unit does not qualify as a special taxing unit, multiply Line 38 by 1.035</p> <p>Taxing unit affected by disaster declaration. If the taxing unit is located in an area declared as disaster area, the governing body may direct the person calculating the voter-approval rate to calculate in the manner provided for a special taxing unit. The taxing unit shall continue to calculate the voter-approval rate in this manner until the earlier of 1) the second year in which total taxable value on the certified appraisal roll exceeds the total taxable value of the tax year in which the disaster occurred, and 2) the third tax year after the tax year in which the disaster occurred. If the taxing unit qualifies under this scenario, multiply line 38 by 1.08.²⁷</p>	\$0.362712/\$100

26 Tex. Tax Code § 26.0443

27 Tex. Tax Code § 26.04(c-1)

2020 Tax Rate Calculation Worksheet

TOWN OF FLOWER MOUND

Voter-Approval Tax Rate (concluded)

40.	<p>Total 2020 debt to be paid with property taxes and additional sales tax revenue. Debt means the interest and principal that will be paid on debts that:</p> <p>(1) are paid by property taxes, (2) are secured by property taxes, (3) are scheduled for payment over a period longer than one year, and (4) are not classified in the taxing unit's budget as M&O expenses.</p> <p>A: Debt also includes contractual payments to other taxing units that have incurred debts on behalf of this taxing unit, if those debts meet the four conditions above. Include only amounts that will be paid from property tax revenue. Do not include appraisal district budget payments. Enter debt amount. \$11,037,394</p> <p>B: Subtract unencumbered fund amount used to reduce total debt. -\$0</p> <p>C: Subtract certified amount spent from sales tax to reduce debt (enter zero if none). -\$0</p> <p>D: Subtract amount paid from other resources. -\$0</p> <p>E: Adjusted debt. Subtract B, C and D from A. \$11,037,394</p>	
41.	<p>Certified 2019 excess debt collections. Enter the amount certified by the collector.²⁸</p>	\$878,014
42.	<p>Adjusted 2020 debt. Subtract line 41 from line 40E.</p>	\$10,159,380
43.	<p>2020 anticipated collection rate. If the anticipated rate in A is lower than actual rates in B, C or D, enter the lowest rate from B, C or D. If the anticipated rate in A is higher than at least one of the rates in the prior three years, enter the rate from A. Note that the rate can be greater than 100%.²⁹</p> <p>A. Enter the 2020 anticipated collection rate certified by the collector.³⁰ 100.000000%</p> <p>B. Enter the 2019 actual collection rate. 99.000000%</p> <p>C. Enter the 2018 actual collection rate. 100.000000%</p> <p>D. Enter the 2017 actual collection rate. 100.000000%</p>	100.000000%
44.	<p>2020 debt adjusted for collections. Divide line 42 by line 43.</p>	\$10,159,380
45.	<p>2020 total taxable value. Enter the amount on line 21 of the <i>No-New-Revenue Tax Rate Worksheet</i>.</p>	\$11,453,185,291
46.	<p>2020 debt rate. Divide line 44 by line 45 and multiply by \$100.</p>	\$0.088703/\$100
47.	<p>2020 voter-approval tax rate. Add lines 39 and 46.</p>	\$0.451415/\$100
48.	<p>COUNTIES ONLY. Add together the voter-approval tax rates for each type of tax the county levies. The total is the 2020 county voter-approval tax rate.</p>	\$/\$100

28 Tex. Tax Code § 26.012(10) and 16.04(b)

29 Tex. Tax Code § 26.04(h),(h-1) and (h-2)

30 Tex. Tax Code § 26.04(b)

2020 Tax Rate Calculation Worksheet

TOWN OF FLOWER MOUND

Voter-Approval Tax Rate Adjustment for Unused Increment Rate

The unused increment rate is the rate equal to the difference between the adopted tax rate and voter-approval tax rate before the unused increment rate for the prior three years.³⁹ In a year where a taxing unit adopts a rate by applying any portion of the unused increment rate, the unused increment rate for that year would be zero.

For each tax year before 2020, the difference between the adopted tax rate and voter-approval rate is considered zero, therefore the unused increment rate for 2020 is zero.⁴⁰

This section should only be completed by a taxing unit that does not meet the definition of a special taxing unit.⁴¹

61.	2019 unused increment rate. Subtract the 2019 actual tax rate and the 2019 unused increment rate from the 2019 voter-approval tax rate. If the number is less than zero, enter zero. If the year is prior to 2020, enter zero.	\$0/\$100
62.	2018 unused increment rate. Subtract the 2018 actual tax rate and the 2018 unused increment rate from the 2018 voter-approval tax rate. If the number is less than zero, enter zero. If the year is prior to 2020, enter zero.	\$0/\$100
63.	2017 unused increment rate. Subtract the 2017 actual tax rate and the 2017 unused increment rate from the 2017 voter-approval tax rate. If the number is less than zero, enter zero. If the year is prior to 2020, enter zero.	\$0/\$100
64.	2020 unused increment rate. Add lines 61, 62, and 63.	\$0/\$100
65.	2020 voter-approval tax rate, adjusted for unused increment rate. Add line 64 to one of the following lines (as applicable): line 47, line 48 (counties), line 56 (taxing units with the additional sales tax) or line 60 (taxing units with pollution control).	\$0.451415/\$100

³⁹ Tex. Tax Code § 26.013(a)

⁴⁰ Tex. Tax Code § 26.013(c)

⁴¹ Tex. Tax Code § 26.063(a)(1)

Total Tax Rate

Indicate the applicable total tax rates as calculated above.

No-New-Revenue tax rate. As applicable, enter the 2020 NNR tax rate from: line 26, line 27 (counties), or line 54 (adjusted for sales tax). \$0.426512/\$100

Voter-approval tax rate. As applicable, enter the 2020 voter-approval tax rate from: line 47, line 48 (counties), line 56 (adjusted for sales tax), line 60 (adjusted for pollution control), or line 65 (adjusted for unused increment). \$0.451415/\$100

De minimis rate. If applicable, enter the de minimis rate from line 70. /\$100

Taxing Unit Representative Name and Signature

Enter the name of the person preparing the tax rate as authorized by the governing body of the taxing unit. By signing below, you certify that you are the designated officer or employee of the taxing unit and have calculated the tax rates in accordance with requirements in Tax Code. ⁴⁴

Print Here

Printed Name of Taxing Unit Representative

Sign Here

Taxing Unit Representative

Date

⁴⁴ Tex. Tax Code § 26.04(c)

**2020 Notice of No-New-Revenue Tax Rate
Worksheet for Calculation of Tax Increase/Decrease**

Entity Name: TOWN OF FLOWER MOUND

Date: 08/01/2020

1. 2019 taxable value, adjusted for court-ordered reductions. Enter line 8 of the No-New-Revenue Tax Rate Worksheet.	\$12,081,627,183
2. 2019 total tax rate. Enter line 4 of the No-New-Revenue Tax Rate Worksheet.	0.436500
3. Taxes refunded for years preceding tax year 2019. Enter line 15 of the No-New-Revenue Tax Rate Worksheet.	\$72,607
4. Last year's levy. Multiply Line 1 times Line 2 and divide by 100. To the result, add Line 3.	\$52,808,910
5. 2020 total taxable value. Enter Line 21 of the No-New-Revenue Tax Rate Worksheet.	\$11,453,185,291
6. 2020 no-new tax rate. Enter line 26 of the No-New-Revenue Tax Rate Worksheet or Line 54 of the Additional Sales Tax Rate Worksheet.	0.426512
7. 2020 taxes if a tax rate equal to the no-new-revenue tax rate is adopted. Multiply Line 5 times Line 6 and divide by 100.	\$48,849,210
8. Last year's total levy. Sum of line 4 for all funds.	\$52,808,910
9. 2020 total taxes if a tax rate equal to the no-new-revenue tax rate is adopted. Sum of line 7 for all funds.	\$48,849,210
10. Tax Increase (Decrease). Subtract Line 8 from Line 9.	\$(3,959,700)

TOWN OF FLOWER MOUND

Tax Rate Recap for 2020 Tax Rates

Description of Rate	Tax Rate Per \$100	Tax Levy This is calculated using the Total Adjusted Taxable Value (line 25) of the No-New-Revenue Tax Rate Worksheet	Additional Tax Levy Compared to <u>last year's tax levy</u> of 52,342,608	Additional Tax Levy Compared to <u>no-new-revenue tax rate levy</u> of 47,654,405
Last Year's Tax Rate	0.436500	\$48,770,369	\$-3,572,239	\$1,115,964
No-New-Revenue Tax Rate	0.426512	\$47,654,405	\$-4,688,204	\$0
Notice & Hearing Limit*	0.426512	\$47,654,405	\$-4,688,204	\$0
Voter-Approval Tax Rate	0.451415	\$50,436,830	\$-1,905,779	\$2,782,425
Proposed Tax Rate	0.192940	\$21,557,285	\$-30,785,323	\$-26,097,119

No-New-Revenue Tax Rate Increase in Cents per \$100

0.00	0.426512	47,654,405	-4,688,204	0
0.50	0.431512	48,213,057	-4,129,551	558,653
1.00	0.436512	48,771,710	-3,570,898	1,117,305
1.50	0.441512	49,330,362	-3,012,246	1,675,958
2.00	0.446512	49,889,015	-2,453,593	2,234,610
2.50	0.451512	50,447,668	-1,894,941	2,793,263
3.00	0.456512	51,006,320	-1,336,288	3,351,915
3.50	0.461512	51,564,973	-777,636	3,910,568
4.00	0.466512	52,123,625	-218,983	4,469,221
4.50	0.471512	52,682,278	339,670	5,027,873
5.00	0.476512	53,240,930	898,322	5,586,526
5.50	0.481512	53,799,583	1,456,975	6,145,178
6.00	0.486512	54,358,236	2,015,627	6,703,831
6.50	0.491512	54,916,888	2,574,280	7,262,483
7.00	0.496512	55,475,541	3,132,932	7,821,136
7.50	0.501512	56,034,193	3,691,585	8,379,789
8.00	0.506512	56,592,846	4,250,238	8,938,441
8.50	0.511512	57,151,498	4,808,890	9,497,094
9.00	0.516512	57,710,151	5,367,543	10,055,746
9.50	0.521512	58,268,804	5,926,195	10,614,399
10.00	0.526512	58,827,456	6,484,848	11,173,051
10.50	0.531512	59,386,109	7,043,500	11,731,704
11.00	0.536512	59,944,761	7,602,153	12,290,356
11.50	0.541512	60,503,414	8,160,806	12,849,009
12.00	0.546512	61,062,066	8,719,458	13,407,662
12.50	0.551512	61,620,719	9,278,111	13,966,314
13.00	0.556512	62,179,371	9,836,763	14,524,967
13.50	0.561512	62,738,024	10,395,416	15,083,619
14.00	0.566512	63,296,677	10,954,068	15,642,272
14.50	0.571512	63,855,329	11,512,721	16,200,924

- *Notice & Hearing Limit Rate: This is the highest tax rate that may be adopted without notices and a public hearing. It is the lower of the voter-approval tax rate or the no-new-revenue tax rate.

Tax Levy: This is calculated by taking the adjusted taxable value (line 25 of No-New-Revenue Tax Rate Worksheet), multiplying by the appropriate rate, such as the No-New-Revenue Tax Rate and dividing by 100.

For School Districts: This is calculated by taking the adjusted taxable value (line 34 of the Voter-Approval Tax Rate Worksheet), multiplying by the appropriate rate, dividing by 100 and then adding this year's frozen tax levy on homesteads of the elderly.

Additional Levy Last Year: This is calculated by taking Last Year's taxable value (line 3 of No-New-Revenue Tax Rate Worksheet), multiplying by Last Year's tax rate (line 4 of No-New-Revenue Tax Rate Worksheet) and dividing by 100.

For School Districts: This is calculated by taking Last Year's taxable value, subtracting Last Year's taxable value for the elderly, multiplying by Last Year's tax rate, dividing by 100 and adding Last Year's tax ceiling.

Additional Levy This Year: This is calculated by taking the current adjusted taxable value, multiplying by the No-New-Revenue Tax Rate and dividing by 100.

For School Districts: This is calculated by taking the adjusted taxable value (line 34 of the Voter-Approval Tax Rate Worksheet), multiplying by the No-New-Revenue Tax Rate, dividing by 100 and adding This Year's tax ceiling.

COUNTIES ONLY: All figures in this worksheet include ALL County Funds. Tax Levy amounts are the sum of each Fund's Taxable Value X each Fund's Tax Rate.

2020 Notice of Tax Rates in TOWN OF FLOWER MOUND

Property Tax Rates in TOWN OF FLOWER MOUND . This notice concerns the 2020 property tax rates for TOWN OF FLOWER MOUND . This notice provides information about two tax rates. The no-new-revenue tax rate would impose the same amount of taxes as last year if you compare properties taxed in both years. The voter-approval tax rate is the highest tax rate a taxing unit can adopt without holding an election. In each case, these rates are calculated by dividing the total amount of taxes by the current taxable value with adjustments as required by state law. The rates are given per \$100 of property value.

This year's no-new-revenue tax rate:

Last year's adjusted taxes (after subtracting taxes on lost property)	\$47,654,473
This year's adjusted taxable value (after subtracting value of new property)	\$11,173,051,343
=This year's no-new-revenue tax rate	0.426512/\$100
+This year's adjustments to the no-new-revenue tax rate	\$0 /\$100
=This year's adjusted no-new-revenue tax rate	0.426512/\$100

This is the maximum rate the taxing unit can propose unless it publishes a notice and holds a hearing.

This year's voter-approval tax rate:

Last year's adjusted operating taxes (after adjusting as required by law)	\$39,155,697
This year's adjusted taxable value (after subtracting value of new property)	\$11,173,051,343
=This year's voter-approval operating tax rate	0.350447/\$100
(1.035 or 1.08, as applicable) = this	
× year's maximum operating rate	0.362712/\$100
+This year's debt rate	0.088703/\$100
+The unused increment rate, if applicable	0.000000/\$100
=This year's total voter-approval tax rate	0.451415/\$100

This is the maximum rate the taxing unit can adopt without an election for voter approval.

Unencumbered Fund Balances:

The following estimated balances will be left in the taxing unit's accounts at the end of the fiscal year. These balances are not encumbered by a corresponding debt obligation.

Type of Fund	Balance
GENERAL FUND	\$18,292,856
GENERAL DEBT FUND	\$2,354,093

2020 Debt Service:

The taxing unit plans to pay the following amounts for long-term debts that are secured by property taxes. These amounts will be paid from property tax revenues (or additional sales tax revenues, if applicable).

Description of Debt	Principal or Contract Payment to be Paid from	Interest to be Paid from Property Taxes	Other Amounts to be Paid	Total Payment
---------------------	--	---	-----------------------------	---------------

	Property Taxes			
GENERAL OBLIGATION REFUNDING SERIES 2010	\$860,000	\$12,900	\$0	\$872,900
GENERAL OBLIGATION REFUNDING SERIES 2012	\$600,000	\$50,494	\$0	\$650,494
GENERAL OBLIGATION REFUNDING SERIES 2013	\$70,000	\$7,000	\$0	\$77,000
GENERAL OBLIGATION REFUNDING SERIES 2014	\$525,000	\$109,700	\$0	\$634,700
GENERAL OBLIGATION REFUNDING SERIES 2014A	\$1,625,000	\$285,375	\$0	\$1,910,375
GENERAL OBLIGATION REFUNDING SERIES 2016	\$775,000	\$279,075	\$0	\$1,054,075
GENERAL OBLIGATION REFUNDING SERIES 2020	\$330,000	\$119,400	\$0	\$449,400
CERTIFICATES OF OBLIGATION SERIES 2013	\$125,000	\$88,506	\$0	\$213,506
CERTIFICATES OF OBLIGATION SERIES 2014	\$20,000	\$10,813	\$0	\$30,813
CERTIFICATES OF OBLIGATION SERIES 2015A	\$155,000	\$147,731	\$0	\$302,731
CERTIFICATES OF OBLIGATION SERIES 2016	\$150,000	\$133,600	\$0	\$283,600
CERTIFICATES OF OBLIGATION SERIES 2017	\$1,045,000	\$196,025	\$0	\$1,241,025
CERTIFICATES OF OBLIGATION SERIES 2017A	\$480,000	\$522,000	\$0	\$1,002,000
CERTIFICATES OF OBLIGATION SERIES 2018	\$1,185,000	\$215,850	\$0	\$1,400,850
CERTIFICATES OF OBLIGATION SERIES 2018A	\$220,000	\$236,950	\$0	\$456,950
CERTIFICATES OF OBLIGATION SERIES 2019	\$195,000	\$248,475	\$0	\$443,475
ADMINISTRATION AND ARBITRAGE FEES	\$0	\$0	\$13,500	\$13,500
Total required for 2020 debt service				\$11,037,394
-	Amount (if any) paid from funds listed in unencumbered funds			\$0
-	Amount (if any) paid from other resources			\$0
-	Excess collections last year			\$878,014
=	Total to be paid from taxes in 2020			\$10,159,380
+	Amount added in anticipation that the unit will collect only 100.000000% of its taxes in 2020			\$0
=	Total Debt Levy			\$10,159,380

This notice contains a summary of the no-new-revenue and voter-approval calculations as certified by
Name of person preparing this notice: Michelle French
Position: Tax Assessor Collector
Date prepared: July 25, 2020

You can inspect a copy of the full calculations on the taxing unit's website at:
www.tax.dentoncounty.com.




TOWN OF FLOWER MOUND_NNR-VAR_0801 2020

Final Audit Report

2020-08-03

Created:	2020-08-03
By:	Tammy Wilson (tammy.wilson@flower-mound.com)
Status:	Signed
Transaction ID:	CBJCHBCAABAAELDn0NITD6W-GbH4mwaJpBiN0DrSCeHI

"TOWN OF FLOWER MOUND_NNR-VAR_08012020" History

-  Document created by Tammy Wilson (tammy.wilson@flower-mound.com)
2020-08-03 - 5:19:02 PM GMT- IP address: 97.105.97.14
-  Document emailed to Debra Wallace (debra.wallace@flower-mound.com) for signature
2020-08-03 - 5:19:28 PM GMT
-  Email viewed by Debra Wallace (debra.wallace@flower-mound.com)
2020-08-03 - 5:28:49 PM GMT- IP address: 97.105.97.14
-  Document e-signed by Debra Wallace (debra.wallace@flower-mound.com)
Signature Date: 2020-08-03 - 5:29:11 PM GMT - Time Source: server- IP address: 97.105.97.14
-  Signed document emailed to Tammy Wilson (tammy.wilson@flower-mound.com) and Debra Wallace (debra.wallace@flower-mound.com)
2020-08-03 - 5:29:11 PM GMT